



Vendor	ABT 360 KT/Y PP PLANT Project		Owner
	Preservation, Packing & Shipping Procedure		
	Vendor's Doc. No.: 23249-22	Rev.: 00	سراج گستران رجال SERAJ GOSTARAN REJAL (سهامی خاص)
	PPEC Doc. No.: L03-RE037-QC-PCJ-005		



PPEC REQ. NO. : Preservation, Packing & Shipping Procedure

ITEM NO. :

TOTAL PAGES : 07

<ul style="list-style-type: none"> ○ NO COMMENTS : Documents/Drawings Were Checked By PPEC And Further Step Can Be Followed. ○ COMMENTED AS MARKED: Documents/Drawings Were Checked By PPEC And Marked Comments Must Be Considered By Vendor. Vendor Shall Revise Documents/Drawing As Per Comments And The New Revision Of Documents/Drawings Must Be Revised Prior To Fabrication. ○ REJECTED: Documents/Drawings Were Checked And It Is Not In Comply With Purchase Requisition Requirements. ○ ACCEPTABLE WITH COMMENTS: Documents/Drawings Were Checked By PPEC And Comments Must Be Considered By Vendor. Fabrication Can Proceed Accordingly. Revised Document To Be Issued Either For Review Or As Final Certified. However PPEC Will Check The Revised Document For Proper Incorporation Of Comments. ○ NOT RETURNED: Document Was Received For Information And Not Returned To The Vendor. 		
Name :	Req. No. :	Seq. No.:
Signature:		
Date :		
PPEC review & comments does not absolve the vendor of the responsibility for the corrected design, manufacturing and operation of the equipment		

00	21-10-2025	Issue for Information	L.H.	J.J.	S.K.	
REV.	DATE	Description	Prepared by	Checked by	Approved by	Authorized by

Vendor 	ABT 360 KT/Y PP PLANT		Contractor (DEC)	Owner  سراج گستاران رجال SERAJ GOSTARAN REJAL (سهامی خاص)
	Preservation, Packing & Shipping Procedure			
	Vendor's Doc. No.: 2 3 2 4 9 - 2 2	Rev.: 00		
	PPEC Doc. No.: L03-RE037-QC-PCJ-005			

PAGE NO.	CHANGE INDEX DURING FORMAL ISSUE							REASON OF LATEST CHANGE
	FIRST ISSUE	SECOND ISSUE	THIRTH ISSUE	FOURTH ISSUE	FIFTH ISSUE	SIXTH ISSUE		
	REV.00	REV.01	REV.02	REV.03	REV.04	REV.05		
1	X							
2	X							
3	X							
4	X							
5	X							
6	X							
7	X							
8								
9								
10								
11								
12								
13								
14								
15								
16								
17								
18								
19								
20								
21								
22								
23								
24								
25								
26								
27								
28								
29								
30								
31								
32								
33								
34								
35								
36								
37								
38								
39								
40								





Vendor 	ABT 360 KT/Y PP PLANT		Contractor (DEC)	Owner  سراج گستاران رجال SERAJ GOSTARAN REJAL (سهامی خاص)
	Preservation, Packing & Shipping Procedure			
	Vendor's Doc. No.: 1 8 8 4 1 - 2 2	Rev.: 00		
PPEC Doc. No.: L03-RE037-PCJ-005				

Table of Contents

Preservation.....	3
Packing (typical).....	3
Shipping	4
Handling & storage	5
Unpacking	6

Vendor 	ABT 360 KT/Y PP PLANT		Contractor (DEC)	Owner  سراج گستران رچال SERAJ GOSTARAN REJAL (سهامی خاص)
	Preservation, Packing & Shipping Procedure			
	Vendor's Doc. No.: 1 8 8 4 1 - 2 2	Rev.: 00		
PPEC Doc. No.: L03-RE037-PCJ-005				

Preservation

The package is preserved at Airpack in the following way:

- Desiccant bags are placed inside electrical cabinets to prevent ingress of moisture in the electrical components.
- Shell Ensis Fluid DW is applied to the following surfaces:
 - customer flange faces
 - unpainted machined surfaces
- HMI will be covered with cardboard and white plastic in order to protect it against direct sunshine after unpacking at site.

Packing

In Figure 1: Example of typical packing is shown that the packing consists of removable steel packing / lifting frame with lifting lugs, a wooden baseplate and sealed in plastic.

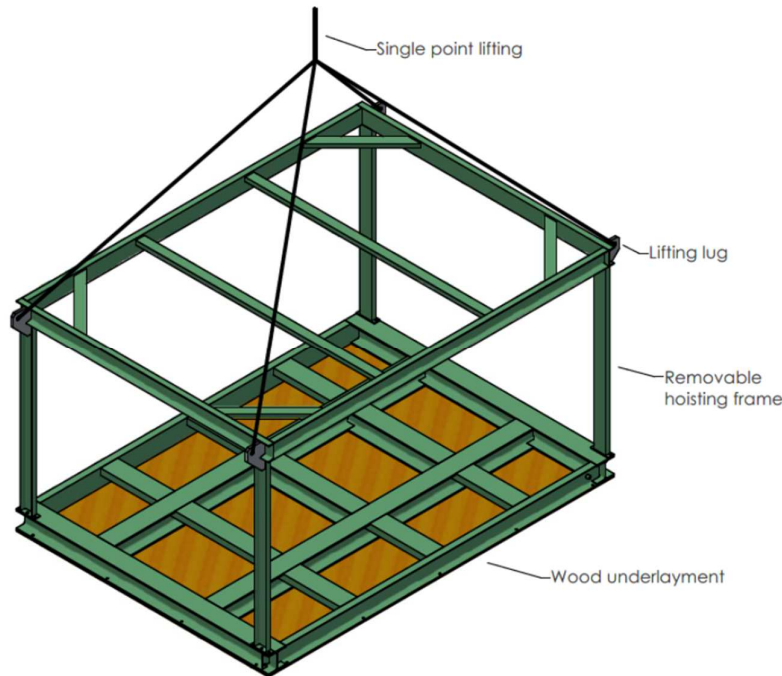




Figure 1: Example of typical packing

Marking

Project : ABT 360 KT/Y PP PLANT Project
End User : Seraj Gostaran Rejal
Contract No. : 1402-SGE-088 Rev 01
Description : Gas booster compressor package
Case No. : 01 of 02
Weight Net/Gross : / ... kg

Vendor 	ABT 360 KT/Y PP PLANT		Contractor (DEC)	Owner  سراج گستاران رجال SERAJ GOSTARAN REJAL (سهامی خاص)
	Preservation, Packing & Shipping Procedure			
	Vendor's Doc. No.: 1 8 8 4 1 - 2 2	Rev.: 00		
PPEC Doc. No.: L03-RE037-PCJ-005				

Dimension (LxWxH) : ... x ... x ... mm
Country of Origin : The Netherlands



Including:

- Shipping marks will be mentioned on two opposite sides of the package.
- Positions of lifting lugs will be mentioned on package.
- Center of gravity will be mentioned on package.
- Shipping documents will be placed inside and on the outside of the package in plastic cover.

Shipping

To prevent damage to the package during transportation, the following instructions shall be followed:

- The package shall be hoisted and transported with use of lifting frame supplied with package. This lifting frame is removable. See GAD for further details.
- Lifting lugs are provided on each corner of this lifting frame, hence the use of spreader bars is not required. Package can be lifted by single point lifting.
- Lifting frame shall only be used for the hoisting of corresponding package.
- It is not allowed to make any modifications to lifting frame, whatsoever.
- Before lifting, check if all bolts attaching the lifting frame to main frame are securely fastened.
- Under no circumstances shall the package be hoisted with defects to packing. Packing material may fall off and cause personnel injury.
- Use suitable lifting devices and transportation in line with weight and dimensions of package. Weight and dimensions are indicated on packing on two sides. If this data is not legible or not present, check packing list or contact Airpack.
- Never stand under a hoisted load!
- When transporting the package by road, pay attention to driving speed. When driving through a curve, slow down speed. Accelerate and decelerate as gradually as possible. When driving on an uneven road, slow down speed.



Vendor 	ABT 360 KT/Y PP PLANT		Contractor (DEC)	Owner  سراج گستران رجال SERAJ GOSTARAN REJAL (سهامی خاص)
	Preservation, Packing & Shipping Procedure			
	Vendor's Doc. No.: 1 8 8 4 1 - 2 2	Rev.: 00		
PPEC Doc. No.: L03-RE037-PCJ-005				

Handling & storage

The applied preservations should protect the equipment for outside storage for up to 6 months in an uncovered and unheated condition. However, where possible, it is recommended to store the packages under a shelter. To make this storage period possible without problems, it is necessary to check the condition of the preservatives as well as the equipment itself on a regular basis. Depending on the conditions and outcome of each inspection, interval may change. It is recommended however to inspect the equipment and preservatives at least once every month.

When keeping the package in storage for longer periods, check the following:

- Package shall be stored preferably on a dry and clean location (see above explanation).
- Check if packing is still complete. If underlayment plates are missing, repair it.
- Check if applied preservation is still in good order. Furthermore, check if all rust preventatives are still sufficiently in place. If required, repair uncovered spots. If corrosion has formed, remove this first.
- Check presence of condensate in the moisture separator, safety valves, piping, control panel, instruments and any other location that may contain water. Drain condensate if present.
- To protect the control panel against humidity, bags with desiccant are placed inside panels. In case of long storage periods, replace desiccant bags ones every two months.
- In case of temperatures below 0°C, freezing of condensate can lead to damage. Prevent this by draining any condensate if applicable. In case of doubt, remove drain trap, safety valves and other instruments and keep it in a warehouse at non-freezing temperature. Do not remove tag number plates from removed valves and instruments!
- Check package for damaged coating. It is necessary to repair any damage to coating immediately, otherwise rust forming may lead to problems during start-up.
- It is advisable to turn all rotating equipment on a regular basis (e.g. once per month). To do so, turn all main and auxiliary motors (fan) and compressors manually.
- Be aware that PLC batteries will only last for 2-3 months in good conditions.

Vendor 	ABT 360 KT/Y PP PLANT		Contractor (DEC)	Owner  سراج گستران رجال SERAJ GOSTARAN REJAL (سهامی خاص)
	Preservation, Packing & Shipping Procedure			
	Vendor's Doc. No.: 1 8 8 4 1 - 2 2	Rev.: 00		
PPEC Doc. No.: L03-RE037-PCJ-005				

Unpacking

To prevent damage to package during unpacking, following instructions shall be followed:

- Package shall not be elevated when unpacking. Make sure package is standing on the ground when opening the packing.
- Do not remove bottom underlayment plates, before inspecting the inside of package!
- Remove all loose parts that are placed on bottom underlayment plates, if applicable. Some parts may have been disassembled to minimise transport dimensions and placed inside packing as loose items. Therefore, it is required to remove all loose parts, before bottom plates are removed. Otherwise, parts may fall out.
- When bottom underlayment plates are free from obstructions, loosen all bolts which are screwed to bottom underlayment plates.
- Elevate package slightly and remove bottom plates.
- Package can now be installed on its foundation. See instruction manual for further details.
- When package is on its foundation and correctly positioned, the removable lifting frame (if applicable) can be removed. It is advised however to remove all side panels before removing lifting frame. Limited sight of inside of packing may lead to damage, as obstructions may not be noticed.
- Before removing lifting frame, make sure package is on its foundation and not elevated!
- To remove lifting frame, remove all bolts that connect lifting frame to main skid.
- Hoist the lifting frame vertically and take care not to hit any parts of the package.
- Underlayment plates and lifting frame shall be disposed of in a properly manner. Local regulations must be followed.
- It is advised to leave all preservatives in places until equipment will be commissioned. Check if all preservatives are still in good order, and give it the necessary attention, if required.
- After instalment of the package, please remove fixation of vibration dampers.