



Vendor 	ABT 360 KT/Y PP PLANT		Owner  سراج گستران رجال SERAJ GOSTARAN REJAL (سهایی خاص)
	Hydrostatic Procedure		
	Vendor's Doc. No.: 23249-17	Rev.: 01	
PPEC Doc. No.: L03-RE037-QC-PCJ-003			



PPEC REQ. NO. : L03-RE037-QC-PCJ-003

ITEM NO. :

TOTAL PAGES : 06

<ul style="list-style-type: none"> ○ NO COMMENTS : Documents/Drawings Were Checked By PPEC And Further Step Can Be Followed. ○ COMMENTED AS MARKED: Documents/Drawings Were Checked By PPEC And Marked Comments Must Be Considered By Vendor. Vendor Shall Revise Documents/Drawing As Per Comments And The New Revision Of Documents/Drawings Must Be Revised Prior To Fabrication. ○ REJECTED: Documents/Drawings Were Checked And It Is Not In Comply With Purchase Requisition Requirements. ○ ACCEPTABLE WITH COMMENTS: Documents/Drawings Were Checked By PPEC And Comments Must Be Considered By Vendor. Fabrication Can Proceed Accordingly. Revised Document To Be Issued Either For Review Or As Final Certified. However PPEC Will Check The Revised Document For Proper Incorporation Of Comments. ○ NOT RETURNED: Document Was Received For Information And Not Returned To The Vendor. 		
Name :	Req. No. :	Seq. No.:
Signature:		
Date :		
PPEC review & comments does not absolve the vendor of the responsibility for the corrected design, manufacturing and operation of the equipment		

REV.	DATE	Description	Prepared by	Checked by	Approved by	Authorized by
01	06-06-2025	Issue for Engineering	S.K.	S.K.	J.J.	
00	18-04-2025	Issue for Engineering	S.K.	S.K.	J.J.	

Vendor 	ABT 360 KT/Y PP PLANT		Contractor (DEC)	Owner  سراج گستران رجال SERAJ GOSTARAN REJAL (سهامی خاص)
	Hydrotest Procedure			
	Vendor's Doc. No.: 23249-17	Rev.: 01		
PPEC Doc. No.: L03-RE037-QC-PCJ-003				

PAGE NO.	CHANGE INDEX DURING FORMAL ISSUE							REASON OF LATEST CHANGE
	FIRST ISSUE	SECOND ISSUE	THIRTH ISSUE	FOURTH ISSUE	FIFTH ISSUE	SIXTH ISSUE		
	REV.00	REV.01	REV.02	REV.03	REV.04	REV.05		
1	X	X						
2	X	X						
3	X							
4	X							
5	X							
6	X							
7								
8								
9								
10								
11								
12								
13								
14								
15								
16								
17								
18								
19								
20								
21								
22								
23								
24								
25								
26								
27								
28								
29								
30								
31								
32								
33								
34								
35								
36								
37								
38								
39								
TILL 60								





<p>Vendor</p> 	<p style="text-align: center;">ABT 360 KT/Y PP PLANT</p> <p style="text-align: center;">Hydrotest Procedure</p> <p>Vendor's Doc. No.: 2 3 2 4 9 - 1 7</p> <p>PPEC Doc. No.: L03-RE037-QC-PCJ-003</p>	<p>Contractor (DEC)</p>	<p>Owner</p>  <p style="text-align: center;">سراج گستاران رجال SERAJ GOSTARAN REJAL (سهامی خاص)</p>
	<p>Rev.: 01</p>		

Table of Contents

Hydrostatic test	4
HYDROSTATIC TEST CERTIFICATE.....	6

Vendor	ABT 360 KT/Y PP PLANT		Contractor (DEC)	Owner
	Hydrotest Procedure			 سراج گستران رچال SERAJ GOSTARAN REJAL (سهامی خاص)
	Vendor's Doc. No.: 23249-17	Rev.: 01		
	PPEC Doc. No.: L03-RE037-QC-PCJ-003			

Hydrostatic test

This procedure is applicable to all items subject to a hydrostatic test. Refer to project Inspection & Test Plan for the items subject to a hydrostatic test.

Following procedures will be maintained before and during testing:

- Before test, tested equipment will be inspected properly by the Airpack quality manager.
- Two calibrated pressure gauges will be installed on the highest and lowest position clearly readable.
- Test pressure will be between 50% and 75% of range of used pressure gauges.
- Used gauges are direct reading type and pressure should be stable during testing.
- Duration of test will be 30 minutes as required per authorities code (ASME B31.3 for piping and ASME VIII latest edition for vessels)
- Prior to carrying out the hydrostatic test, weld of reinforcing pad will be leak tested (max 1 bar(g)) by air via tell tail hole and inspected with soap and water.
- All oil, grease, dirt and foreign material will be removed.
- Start and end pressure will be recorded by hand during hydro test.

Below Items are tested separately, no complete hydrostatic test of package is done.

Piping (carbon steel)

This test is executed by Airpack. For hydrostatic tests a suitable positive displacement pump is available to supply a maximum pressure. Water will be of non-chloride type (max. 200 ppm - Cl₂), temperature approximately 20°C. Tests are non-witnessed by client as per ITP.



Hydrostatic test pressure will be 1.5x design pressure for the following items (as per P&ID drawing L03-RE037-PR-PID-001).

- Piping 1st stage inlet : 7,5 bar(g)
- Piping 2nd stage discharge : 45 bar(g)

Compressor

This test is executed by sup-supplier. For hydrostatic tests a suitable positive displacement pump is available to supply a maximum pressure. Water will be of non-chloride type (max. 200 ppm - Cl₂), temperature approximately 20°C. Tests are non-witnessed by client as per ITP.

Hydrostatic test pressure will be 1.5x design pressure. (7,5 bar(g) / 45 bar(g)) and as per approved datasheet L03-RE037-ME-DSH-002.

Vendor 	<p style="text-align: center;">ABT 360 KT/Y PP PLANT</p> <p style="text-align: center;">Hydrotest Procedure</p> <p>Vendor's Doc. No.: 2 3 2 4 9 - 1 7</p> <p>PPEC Doc. No.: L03-RE037-QC-PCJ-003</p>	Contractor (DEC)	Owner  <p style="text-align: center;">سراج گستران رچال SERAJ GOSTARAN REJAL (سهامی خاص)</p>
	Rev.: 01		

Pulsation dampeners (carbon steel)

This test is executed by sup-supplier or Airpack. For hydrostatic tests a suitable positive displacement pump is available to supply a maximum pressure. Water will be of non-chloride type (max. 200 ppm - Cl₂), temperature approximately 20°C. Tests are non-witnessed by client as per ITP.

Hydrostatic test pressure will be 1.5x design pressure for the following items (as per P&ID drawing L03-RE037-PR-PID-001).



- V-PK-6018-01 : 7,5 bar(g)
- V-PK-6018-02 : 24 bar(g)
- V-PK-6018-03 : 24 bar(g)
- V-PK-6018-03 : 45 bar(g)

Between the 1st and 2nd stage of the compressor, there is no physical piping. Hence, no hydrotest can be executed (as per P&ID drawing L03-RE037-PR-PID-001).

After test,

- o Equipment must be free from any unexpected condition
- o Equipment will be dried and cleaned appropriately. Stainless steel will be cleaned by pressurized air.
- o Witnessed test report shall be issued by QA department.

Hydrostatic test will be done after completion of all welding and before any painting activities

Vendor 	ABT 360 KT/Y PP PLANT		Contractor (DEC)	Owner  سراج گستاران رچال SERAJ GOSTARAN REJAL (سهامی خاص)
	Hydrotest Procedure			
	Vendor's Doc. No.: 23249-17	Rev.: 01		
PPEC Doc. No.: L03-RE037-QC-PCJ-003				

AIRPACK NEDERLAND B.V.
GROENEWEEGJE 25
4301 RN ZIERIKZEE
THE NETHERLANDS

HYDROSTATIC TEST CERTIFICATE

Customer : Seraj Gostaran Rejal
Purchase Order number : 1400-SGE-060
Equipment : 1x gas booster compressor
Airpack reference : 23249-COM
Serial number : T-2025-00821
Date : DD-MM-YYYY

We certify that the here under mentioned test data is true and correct.
The test procedure is in accordance with ASME B31.3 & Hydrostatic Test Procedure doc number : 23249-17

Subject name :
Subject number :
Drawing no. :
Test no. : 01 of 0X

HYDROSTATIC TEST:

Fluid :
Test date :
Constant during : 30 min.
Test pressure :

RECORDED PRESSURES

Start pressure :
End pressure :

Test pressure gauge number :

Remarks (If any) :

In presence of :

Airpack Approval:

Customer Approval: