



ASPC Project



END CUSTOMER	: Arya Sasol Polymer Company
CONTRACTOR	: DYPNF Co., Ltd.
VENDOR NAME	: Airpack Netherlands BV
EQUIPMENT DESCRIPTION	: Screw Compressor & Roots Blower : Package
PURCHASE ORDER NUMBER	: PO-PC2312-08

Customer Document : 3944-VD-0171-DYP-RE-400-DIA-0002
Number

Airpack Document Number : 23383-05

Document Title : Wiring Diagram (including Terminal Diagram)

Review Code and Status		Contractor Initials/Signature	Date signed
<input type="checkbox"/>	Code 1 REJECTED - Vendor to revise and Resubmit. Work cannot proceed		
<input type="checkbox"/>	Code 2 Comments As Noted - Work May proceed, subject to compliance with and incorporation of comments		
<input type="checkbox"/>	Code 3 No Comments - Work may proceed.		
<input type="checkbox"/>	Code 4 Information only - Review not required.		

05	Issued for Approval	23-01-2026	RT	SC	JJ
04	Issued for Approval	20-11-2025	RT	SC	JJ
03	Issued for Approval	03-09-2025	RT	SC	JJ
02	Issued for Approval	16-07-2025	SC	KP	JJ
Rev. No.	Description	Date	Prepared by	Checked by	Approved by



Airpack B.V.

4301 RN Zierikzee
The Netherlands

PHONE: (31) (0) 111 - 415455

FAX: (31) (0) 111 - 413338

E-MAIL : AIRPACK@AIRPACK.NL

WEBPAGE : WWW.AIRPACK.NL

Client	:	Arya Sasol Polymer Company	
Equipment location	:	Iran, Onshore	
Client reference	:	ASPC Project	
Client dwg. no.	:	3944-VD-0171-DYP-RE-400-DIA-0002	
Airpack reference	:	23383-05 Wiring Diagram	
Airpack dwg. no.	:	23383-05	
Generation date	:	08-Apr-22	
E & I manager	:	RBE	Revision no. : 05
Last modifications	:	23-Jan-26	
Last modifications by	:	RTR	



CLIENT DWG NO.	3944-VD-0171-DYP-RE-400-DIA-0002	SUBJECT		DRAWN BY	RTR	=
EQUIPMENT NO.	Various	Title page / cover sheet		CHECKED BY	RBE	+
EQUIPMENT LOCATION	Iran, Onshore	ADAPTED TO P&ID REVISION	07	LAST MODIFICATION DATE	13-Aug-25	CURRENT PAGE
THIS DRAWING IS OWNED BY AIRPACK, AND SHALL NOT BE PRINTED OR COPIED IN ANY OTHER WAY THAN WITH AIRPACKS PERMISSION!		CLIENT	Arya Sasol Polymer Company	AIRPACK DWG NO.	23383-05	
		CLIENT REF.	ASPC Project	REVISION	05	
		AIRPACK REF.	23383-05 Wiring Diagram	TOTAL PAGE AMOUNT	1	

COMMENTS ON ELECTRICAL DRAWINGS

LCP AND JB MOUNTED ON SKID
 MATERIAL: SS316
 INGRESS. PROTECTION: IP-66
 AREA CLASSIFICATION:
 LCP & ANALOG JUNCTION BOXES: Ex II 3G IIC T3, EEx'e'

GLANDS: NICKEL PLATED BRASS GLANDS WITHOUT SHROUDS, IP-65, Ex d
 CABLE TRAYS: GALVANIZED STEEL WITH COVER

AMBIENT TEMPERATURE: 5 / 48 °C

REFERENCE DOCUMENTS:

- 23383-03 - 3944-VD-0171-DYP-RE-400-PID-0016 - P&ID
- 23383-06 - 3944-VD-0171-DYP-RE-400-LST-0080 - I/O List
- 23383-07 - 3944-VD-0171-DYP-RE-400-DWG-0003 - JB, LCP LP Cabinet Layout Drawing
- 23383-21 - 3944-VD-0171-DYP-RE-400-PRC-0081 - Control Philosophy

SIGNAL PAIRS	
CURRENT LOOPS	POSITIVE: BLACK NEGATIVE: WHITE
VOLT [FREE] CONTACTS	POSITIVE: BLACK NEGATIVE: WHITE



CLIENT DWG NO.	3944-VD-0171-DYP-RE-400-DIA-0002	SUBJECT		DRAWN BY	RTR	=
EQUIPMENT NO.	Various	Project description		CHECKED BY	RBE	+
EQUIPMENT LOCATION	Iran, Onshore	ADAPTED TO P&ID REVISION	07	LAST MODIFICATION DATE	13-Aug-25	CURRENT PAGE
THIS DRAWING IS OWNED BY AIRPACK, AND SHALL NOT BE PRINTED OR COPIED IN ANY OTHER WAY THAN WITH AIRPACKS PERMISSION!		CLIENT	Arya Sasol Polymer Company	AIRPACK DWG NO.	23383-05	
		CLIENT REF.	ASPC Project	REVISION	05	
		AIRPACK REF.	23383-05 Wiring Diagram	TOTAL PAGE AMOUNT	2	

Table of contents

Page	Page description	Supplementary page field	Date	Edited by
/1	Title page / cover sheet	1	14-Mar-25	rtriegaardt
/2	Project description	2	13-Aug-25	rtriegaardt
/3	Table of contents : /1 - =44C-80001A+PFJBIA-80081/3	3	23-Jan-26	rtriegaardt
/4	Table of contents : =44C-80001A+PFJBIA-80081/4 - =44C-80004A+44LCP-8004051/4	4	23-Jan-26	rtriegaardt
/5	Table of contents : =44C-80004A+PFJBIA-80085/1 - =44C-80005B+PFJBIA-80088/3	5	23-Jan-26	rtriegaardt
/6	Table of contents : =44C-80005B+PFJBIA-80088/4 - =44C-80005C+PFJBIA-80089/6	6	23-Jan-26	rtriegaardt
=44C-40001A+44LCP-4001010/1	TERMINAL STRIP DEFINITION	7	13-Aug-25	rtriegaardt
=44C-40001A+44LCP-4001010/2	PUSHBUTTONS	8	31-Oct-25	rtriegaardt
=44C-40001A+44LCP-4001010/3	LAMPS	9	31-Oct-25	rtriegaardt
=44C-40001A+44LCP-4001010/4	Terminal diagram =44C-40001A+44LCP-4001010-X1	10	13-Aug-25	rtriegaardt
=44C-40001A+PFJBIA-40060i/1	TERMINAL STRIP DEFINITION	11	16-Jun-25	rtriegaardt
=44C-40001A+PFJBIA-40060i/2	TRANSMITTERS	12	13-Aug-25	rtriegaardt
=44C-40001A+PFJBIA-40060i/3	TRANSMITTERS	13	13-Aug-25	rtriegaardt
=44C-40001A+PFJBIA-40060i/4	Terminal diagram =44C-40001A+PFJBIA-40060i-X1	14	13-Aug-25	rtriegaardt
=44C-40001A+PFJBIA-40060i/5	Terminal diagram =44C-40001A+PFJBIA-40060i-X1	15	13-Aug-25	rtriegaardt
=44C-40001A+PFJBIA-40060i/6	Terminal diagram =44C-40001A+PFJBIA-40060i-X1	16	13-Aug-25	rtriegaardt
=44C-40001B+44LCP-4002010/1	TERMINAL STRIP DEFINITION	17	13-Aug-25	rtriegaardt
=44C-40001B+44LCP-4002010/2	PUSHBUTTONS	18	31-Oct-25	rtriegaardt
=44C-40001B+44LCP-4002010/3	LAMPS	19	31-Oct-25	rtriegaardt
=44C-40001B+44LCP-4002010/4	Terminal diagram =44C-40001B+44LCP-4002010-X1	20	13-Aug-25	rtriegaardt
=44C-40001B+PFJBIA-40061i/1	TERMINAL STRIP DEFINITION	21	14-Jul-25	rtriegaardt
=44C-40001B+PFJBIA-40061i/2	TRANSMITTERS	22	13-Aug-25	rtriegaardt
=44C-40001B+PFJBIA-40061i/3	TRANSMITTERS	23	13-Aug-25	rtriegaardt
=44C-40001B+PFJBIA-40061i/4	Terminal diagram =44C-40001B+PFJBIA-40061i-X1	24	13-Aug-25	rtriegaardt
=44C-40001B+PFJBIA-40061i/5	Terminal diagram =44C-40001B+PFJBIA-40061i-X1	25	13-Aug-25	rtriegaardt
=44C-40001B+PFJBIA-40061i/6	Terminal diagram =44C-40001B+PFJBIA-40061i-X1	26	13-Aug-25	rtriegaardt
=44C-80001A+44LCP-8004011/1	TERMINAL STRIP DEFINITION	27	13-Aug-25	rtriegaardt
=44C-80001A+44LCP-8004011/2	PUSHBUTTONS	28	31-Oct-25	rtriegaardt
=44C-80001A+44LCP-8004011/3	LAMPS	29	31-Oct-25	rtriegaardt
=44C-80001A+44LCP-8004011/4	Terminal diagram =44C-80001A+44LCP-8004011-X1	30	13-Aug-25	rtriegaardt
=44C-80001A+PFJBIA-80081/1	TERMINAL STRIP DEFINITION	31	14-Jul-25	rtriegaardt
=44C-80001A+PFJBIA-80081/2	TRANSMITTERS	32	31-Oct-25	rtriegaardt
=44C-80001A+PFJBIA-80081/3	TRANSMITTERS	33	13-Aug-25	rtriegaardt



CLIENT DWG NO. 3944-VD-0171-DYP-RE-400-DIA-0002
 EQUIPMENT NO. Various
 EQUIPMENT LOCATION Iran, Onshore
 THIS DRAWING IS OWNED BY AIRPACK, AND SHALL NOT BE PRINTED OR COPIED IN ANY OTHER WAY THAN WITH AIRPACKS PERMISSION!

SUBJECT Table of contents : /1 - =44C-80001A+PFJBIA-80081/3
 ADAPTED TO P&ID REVISION 07
 CLIENT Arya Sasol Polymer Company
 CLIENT REF. ASPC Project
 AIRPACK REF. 23383-05 Wiring Diagram

DRAWN BY RTR
 CHECKED BY RBE
 LAST MODIFICATION DATE 13-Aug-25
 AIRPACK DWG NO. 23383-05
 REVISION 05
 TOTAL PAGE AMOUNT 3

=
 +
 CURRENT PAGE
 3

Table of contents

Page	Page description	Supplementary page field	Date	Edited by
=44C-80001A+PFJBIA-80081/4	Terminal diagram =44C-80001A+PFJBIA-80081-X1	34	31-Oct-25	rtriegaardt
=44C-80001A+PFJBIA-80081/5	Terminal diagram =44C-80001A+PFJBIA-80081-X1	35	31-Oct-25	rtriegaardt
=44C-80001A+PFJBIA-80081/6	Terminal diagram =44C-80001A+PFJBIA-80081-X1	36	13-Aug-25	rtriegaardt
=44C-80001B+44LCP-8004021/1	TERMINAL STRIP DEFINITION	37	13-Aug-25	rtriegaardt
=44C-80001B+44LCP-8004021/2	PUSHBUTTONS	38	31-Oct-25	rtriegaardt
=44C-80001B+44LCP-8004021/3	LAMPS	39	31-Oct-25	rtriegaardt
=44C-80001B+44LCP-8004021/4	Terminal diagram =44C-80001B+44LCP-8004021-X1	40	13-Aug-25	rtriegaardt
=44C-80001B+PFJBIA-80082/1	TERMINAL STRIP DEFINITION	41	14-Jul-25	rtriegaardt
=44C-80001B+PFJBIA-80082/2	TRANSMITTERS	42	31-Oct-25	rtriegaardt
=44C-80001B+PFJBIA-80082/3	TRANSMITTERS	43	13-Aug-25	rtriegaardt
=44C-80001B+PFJBIA-80082/4	Terminal diagram =44C-80001B+PFJBIA-80082-X1	44	31-Oct-25	rtriegaardt
=44C-80001B+PFJBIA-80082/5	Terminal diagram =44C-80001B+PFJBIA-80082-X1	45	31-Oct-25	rtriegaardt
=44C-80001B+PFJBIA-80082/6	Terminal diagram =44C-80001B+PFJBIA-80082-X1	46	13-Aug-25	rtriegaardt
=44C-80002A+44LCP-8004031/1	TERMINAL STRIP DEFINITION	47	13-Aug-25	rtriegaardt
=44C-80002A+44LCP-8004031/2	PUSHBUTTONS	48	31-Oct-25	rtriegaardt
=44C-80002A+44LCP-8004031/3	LAMPS	49	31-Oct-25	rtriegaardt
=44C-80002A+44LCP-8004031/4	Terminal diagram =44C-80002A+44LCP-8004031-X1	50	13-Aug-25	rtriegaardt
=44C-80002A+PFJBIA-80083/1	TERMINAL STRIP DEFINITION	51	14-Jul-25	rtriegaardt
=44C-80002A+PFJBIA-80083/2	TRANSMITTERS	52	31-Oct-25	rtriegaardt
=44C-80002A+PFJBIA-80083/3	TRANSMITTERS	53	13-Aug-25	rtriegaardt
=44C-80002A+PFJBIA-80083/4	Terminal diagram =44C-80002A+PFJBIA-80083-X1	54	31-Oct-25	rtriegaardt
=44C-80002B+44LCP-8004041/1	TERMINAL STRIP DEFINITION	55	13-Aug-25	rtriegaardt
=44C-80002B+44LCP-8004041/2	PUSHBUTTONS	56	31-Oct-25	rtriegaardt
=44C-80002B+44LCP-8004041/3	LAMPS	57	31-Oct-25	rtriegaardt
=44C-80002B+44LCP-8004041/4	Terminal diagram =44C-80002B+44LCP-8004041-X1	58	13-Aug-25	rtriegaardt
=44C-80002B+PFJBIA-80084/1	TERMINAL STRIP DEFINITION	59	14-Jul-25	rtriegaardt
=44C-80002B+PFJBIA-80084/2	TRANSMITTERS	60	31-Oct-25	rtriegaardt
=44C-80002B+PFJBIA-80084/3	TRANSMITTERS	61	13-Aug-25	rtriegaardt
=44C-80002B+PFJBIA-80084/4	Terminal diagram =44C-80002B+PFJBIA-80084-X1	62	31-Oct-25	rtriegaardt
=44C-80004A+44LCP-8004051/1	TERMINAL STRIP DEFINITION	63	13-Aug-25	rtriegaardt
=44C-80004A+44LCP-8004051/2	PUSHBUTTONS	64	31-Oct-25	rtriegaardt
=44C-80004A+44LCP-8004051/3	LAMPS	65	31-Oct-25	rtriegaardt
=44C-80004A+44LCP-8004051/4	Terminal diagram =44C-80004A+44LCP-8004051-X1	66	13-Aug-25	rtriegaardt



CLIENT DWG NO. 3944-VD-0171-DYP-RE-400-DIA-0002
 EQUIPMENT NO. Various
 EQUIPMENT LOCATION Iran, Onshore
 THIS DRAWING IS OWNED BY AIRPACK, AND SHALL NOT BE PRINTED OR COPIED IN ANY OTHER WAY THAN WITH AIRPACKS PERMISSION!

SUBJECT Table of contents : =44C-80001A+PFJBIA-80081/4 - =44C-80004A+44LCP-8004051/4
 ADAPTED TO P&ID REVISION 07
 CLIENT Arya Sasol Polymer Company
 CLIENT REF. ASPC Project
 AIRPACK REF. 23383-05 Wiring Diagram

DRAWN BY RTR
 CHECKED BY RBE
 LAST MODIFICATION DATE 13-Aug-25
 AIRPACK DWG NO. 23383-05
 REVISION 05
 TOTAL PAGE AMOUNT 4

=
 +
 CURRENT PAGE
 4

Table of contents

Page	Page description	Supplementary page field	Date	Edited by
=44C-80004A+PFJBIA-80085/1	TERMINAL STRIP DEFINITION	67	14-Jul-25	rtriegaardt
=44C-80004A+PFJBIA-80085/2	TRANSMITTERS	68	31-Oct-25	rtriegaardt
=44C-80004A+PFJBIA-80085/3	TRANSMITTERS	69	13-Aug-25	rtriegaardt
=44C-80004A+PFJBIA-80085/4	Terminal diagram =44C-80004A+PFJBIA-80085-X1	70	31-Oct-25	rtriegaardt
=44C-80004A+PFJBIA-80085/5	Terminal diagram =44C-80004A+PFJBIA-80085-X1	71	31-Oct-25	rtriegaardt
=44C-80004A+PFJBIA-80085/6	Terminal diagram =44C-80004A+PFJBIA-80085-X1	72	31-Oct-25	rtriegaardt
=44C-80004B+44LCP-8004061/1	TERMINAL STRIP DEFINITION	73	13-Aug-25	rtriegaardt
=44C-80004B+44LCP-8004061/2	PUSHBUTTONS	74	31-Oct-25	rtriegaardt
=44C-80004B+44LCP-8004061/3	LAMPS	75	31-Oct-25	rtriegaardt
=44C-80004B+44LCP-8004061/4	Terminal diagram =44C-80004B+44LCP-8004061-X1	76	13-Aug-25	rtriegaardt
=44C-80004B+PFJBIA-80086/1	TERMINAL STRIP DEFINITION	77	14-Jul-25	rtriegaardt
=44C-80004B+PFJBIA-80086/2	TRANSMITTERS	78	31-Oct-25	rtriegaardt
=44C-80004B+PFJBIA-80086/3	TRANSMITTERS	79	13-Aug-25	rtriegaardt
=44C-80004B+PFJBIA-80086/4	Terminal diagram =44C-80004B+PFJBIA-80086-X1	80	31-Oct-25	rtriegaardt
=44C-80004B+PFJBIA-80086/5	Terminal diagram =44C-80004B+PFJBIA-80086-X1	81	31-Oct-25	rtriegaardt
=44C-80004B+PFJBIA-80086/6	Terminal diagram =44C-80004B+PFJBIA-80086-X1	82	31-Oct-25	rtriegaardt
=44C-80005A+44LCP-8004071/1	TERMINAL STRIP DEFINITION	83	13-Aug-25	rtriegaardt
=44C-80005A+44LCP-8004071/2	PUSHBUTTONS	84	31-Oct-25	rtriegaardt
=44C-80005A+44LCP-8004071/3	LAMPS	85	31-Oct-25	rtriegaardt
=44C-80005A+44LCP-8004071/4	Terminal diagram =44C-80005A+44LCP-8004071-X1	86	13-Aug-25	rtriegaardt
=44C-80005A+PFJBIA-80087/1	TERMINAL STRIP DEFINITION	87	14-Jul-25	rtriegaardt
=44C-80005A+PFJBIA-80087/2	TRANSMITTERS	88	31-Oct-25	rtriegaardt
=44C-80005A+PFJBIA-80087/3	TRANSMITTERS	89	13-Aug-25	rtriegaardt
=44C-80005A+PFJBIA-80087/4	Terminal diagram =44C-80005A+PFJBIA-80087-X1	90	31-Oct-25	rtriegaardt
=44C-80005A+PFJBIA-80087/5	Terminal diagram =44C-80005A+PFJBIA-80087-X1	91	31-Oct-25	rtriegaardt
=44C-80005A+PFJBIA-80087/6	Terminal diagram =44C-80005A+PFJBIA-80087-X1	92	31-Oct-25	rtriegaardt
=44C-80005B+44LCP-8004081/1	TERMINAL STRIP DEFINITION	93	13-Aug-25	rtriegaardt
=44C-80005B+44LCP-8004081/2	PUSHBUTTONS	94	31-Oct-25	rtriegaardt
=44C-80005B+44LCP-8004081/3	LAMPS	95	31-Oct-25	rtriegaardt
=44C-80005B+44LCP-8004081/4	Terminal diagram =44C-80005B+44LCP-8004081-X1	96	13-Aug-25	rtriegaardt
=44C-80005B+PFJBIA-80088/1	TERMINAL STRIP DEFINITION	97	14-Jul-25	rtriegaardt
=44C-80005B+PFJBIA-80088/2	TRANSMITTERS	98	31-Oct-25	rtriegaardt
=44C-80005B+PFJBIA-80088/3	TRANSMITTERS	99	13-Aug-25	rtriegaardt



CLIENT DWG NO.	3944-VD-0171-DYP-RE-400-DIA-0002
EQUIPMENT NO.	Various
EQUIPMENT LOCATION	Iran, Onshore
THIS DRAWING IS OWNED BY AIRPACK, AND SHALL NOT BE PRINTED OR COPIED IN ANY OTHER WAY THAN WITH AIRPACKS PERMISSION!	

SUBJECT		Table of contents : =44C-80004A+PFJBIA-80085/1 - =44C-80005B+PFJBIA-80088/3	
ADAPTED TO P&ID REVISION	07	CLIENT	Arya Sasol Polymer Company
		CLIENT REF.	ASPC Project
		AIRPACK REF.	23383-05 Wiring Diagram

DRAWN BY	RTR	=
CHECKED BY	RBE	+
LAST MODIFICATION DATE	13-Aug-25	CURRENT PAGE
AIRPACK DWG NO.	23383-05	
REVISION	05	
TOTAL PAGE AMOUNT	5	

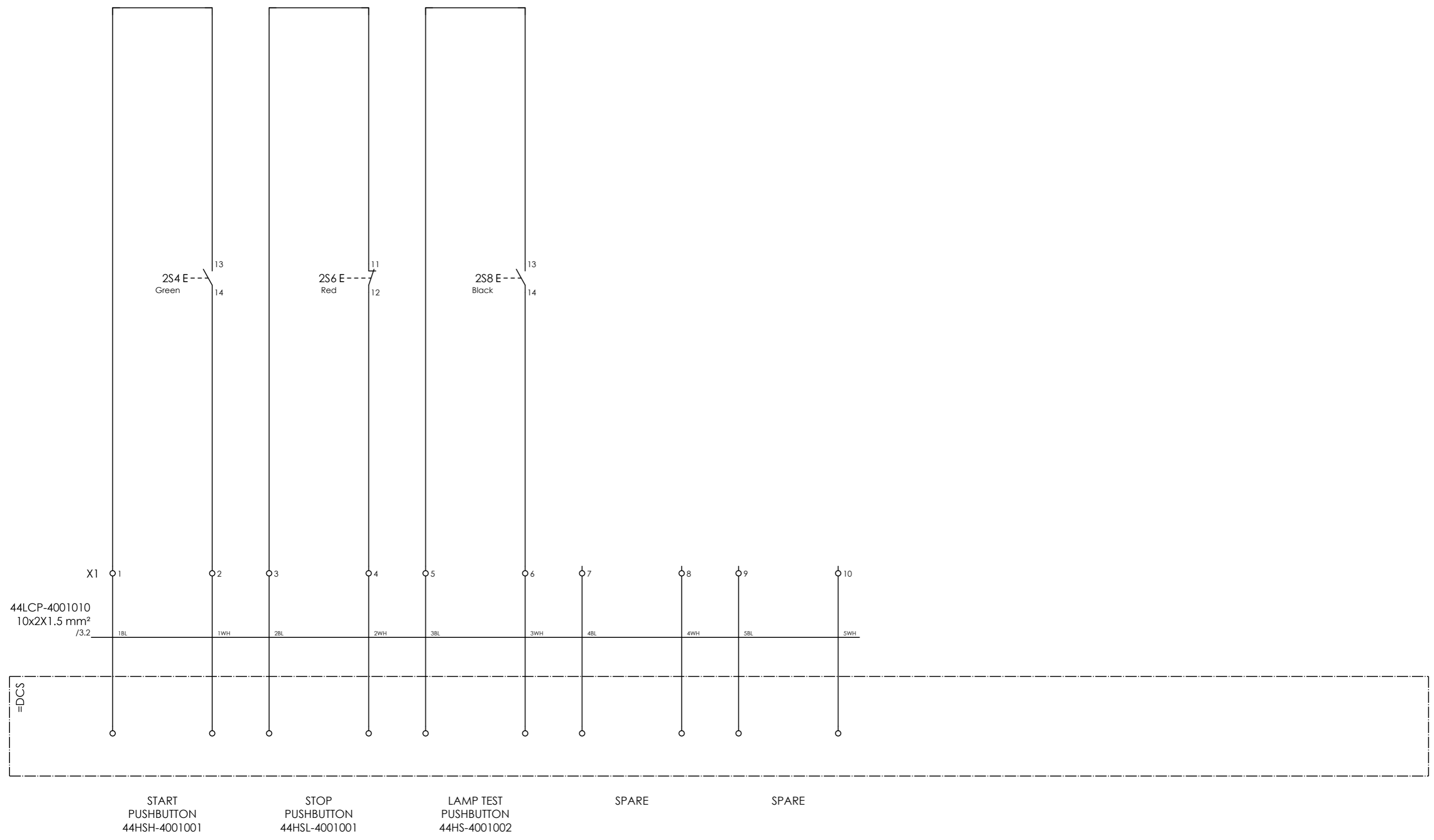
44LCP-4001010 LOCAL PUSHBUTTON STATION

TERMINAL STRIP DEFINITION

X1 = CONNECTION PUSHBUTTONS & LAMPS



CLIENT DWG NO.	3944-VD-0171-DYP-RE-400-DIA-0002	SUBJECT		DRAWN BY	RTR	= 44C-40001A
EQUIPMENT NO.	Various	TERMINAL STRIP DEFINITION		CHECKED BY	RBE	+ 44LCP-4001010
EQUIPMENT LOCATION	Iran, Onshore	ADAPTED TO P&ID REVISION	07	LAST MODIFICATION DATE	13-Aug-25	CURRENT PAGE
THIS DRAWING IS OWNED BY AIRPACK, AND SHALL NOT BE PRINTED OR COPIED IN ANY OTHER WAY THAN WITH AIRPACKS PERMISSION!		CLIENT	Arya Sasol Polymer Company	AIRPACK DWG NO.	23383-05	
		CLIENT REF.	ASPC Project	REVISION	05	
		AIRPACK REF.	23383-05 Wiring Diagram	TOTAL PAGE AMOUNT	7	



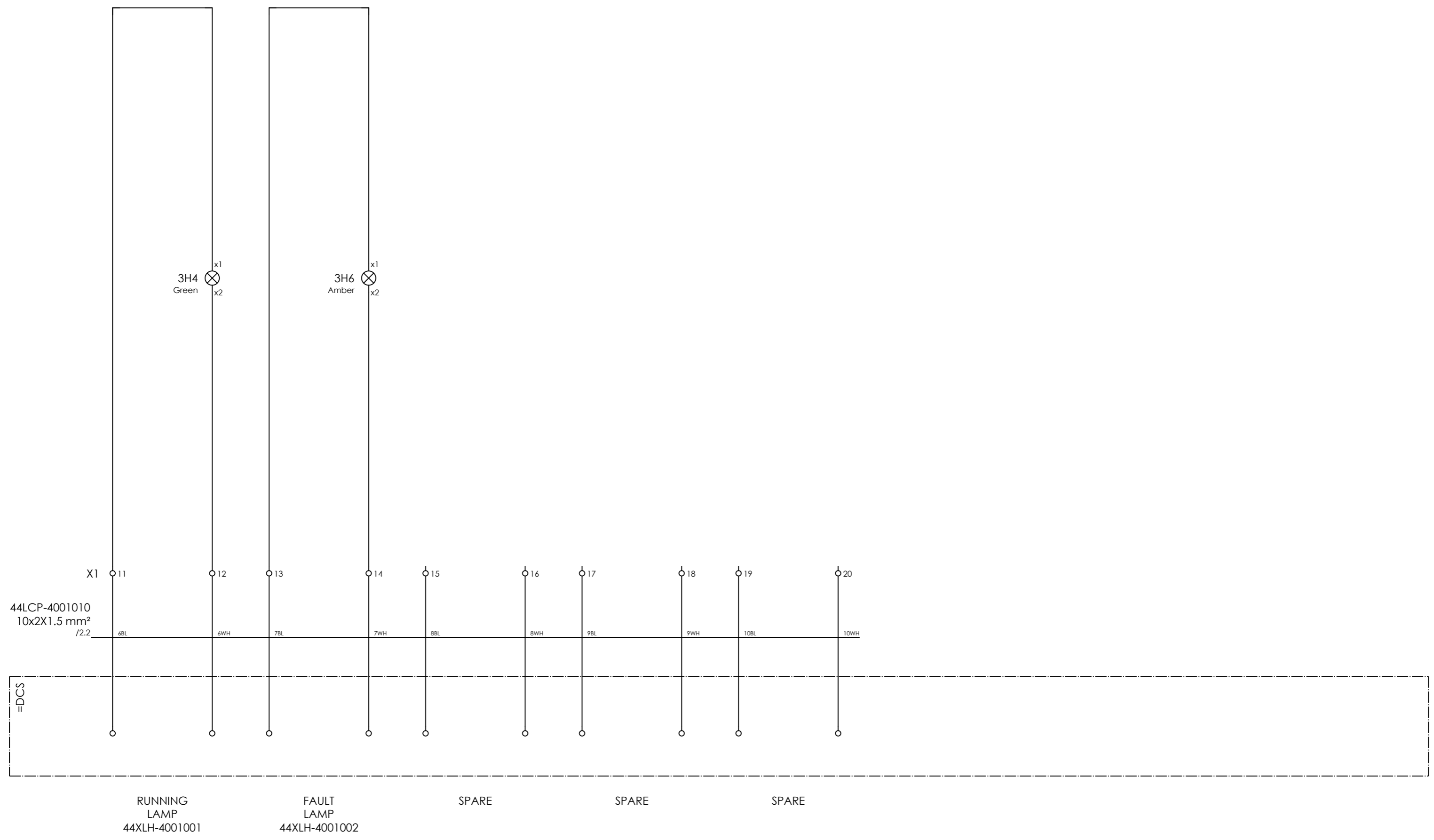
CLIENT DWG NO.	3944-VD-0171-DYP-RE-400-DIA-0002
EQUIPMENT NO.	Various
EQUIPMENT LOCATION	Iran, Onshore

THIS DRAWING IS OWNED BY AIRPACK, AND SHALL NOT BE PRINTED OR COPIED IN ANY OTHER WAY THAN WITH AIRPACKS PERMISSION!

SUBJECT PUSHBUTTONS	
ADAPTED TO P&ID REVISION	07
CLIENT	Arya Sasol Polymer Company
CLIENT REF.	ASPC Project
AIRPACK REF.	23383-05 Wiring Diagram

DRAWN BY	RTR
CHECKED BY	RBE
LAST MODIFICATION DATE	13-Aug-25
AIRPACK DWG NO.	23383-05
REVISION	05
TOTAL PAGE AMOUNT	8

= 44C-40001A
+ 44LCP-4001010
CURRENT PAGE



44LCP-4001010
10x2X1.5 mm²
/2.2

=DCS

RUNNING
LAMP
44XLH-4001001

FAULT
LAMP
44XLH-4001002

SPARE

SPARE

SPARE



CLIENT DWG NO.	3944-VD-0171-DYP-RE-400-DIA-0002
EQUIPMENT NO.	Various
EQUIPMENT LOCATION	Iran, Onshore

THIS DRAWING IS OWNED BY AIRPACK, AND SHALL NOT BE PRINTED OR COPIED IN ANY OTHER WAY THAN WITH AIRPACKS PERMISSION!

SUBJECT LAMPS	
ADAPTED TO P&ID REVISION	07
CLIENT	Arya Sasol Polymer Company
CLIENT REF.	ASPC Project
AIRPACK REF.	23383-05 Wiring Diagram

DRAWN BY	RTR
CHECKED BY	RBE
LAST MODIFICATION DATE	13-Aug-25
AIRPACK DWG NO.	23383-05
REVISION	05
TOTAL PAGE AMOUNT	9

= 44C-40001A
+ 44LCP-4001010
CURRENT PAGE

Terminal diagram

Cable name		Strip =44C-40001A+44LCP-4001010-X1 CONNECTION PUSHBUTTONS & LAMPS										Cable name	
Terminal	Connection point	Jumper	Target designation	Terminal	Connection point	Jumper	Target designation	Terminal	Connection point	Jumper	Target designation	Terminal	Connection point
1		.	-2S4	1		.		1		.		1BL	
2		.	-2S4	2		.		2		.		1WH	
3		.	-2S6	3		.		3		.		2BL	
4		.	-2S6	4		.		4		.		2WH	
5		.	-2S8	5		.		5		.		3BL	
6		.	-2S8	6		.		6		.		3WH	
7		.		7		.		7		.		4BL	
8		.		8		.		8		.		4WH	
9		.		9		.		9		.		5BL	
10		.		10		.		10		.		5WH	
11		.	-3H4	11	x1	.		11		.		6BL	
12		.	-3H4	12	x2	.		12		.		6WH	
13		.	-3H6	13	x1	.		13		.		7BL	
14		.	-3H6	14	x2	.		14		.		7WH	
15		.		15		.		15		.		8BL	
16		.		16		.		16		.		8WH	
17		.		17		.		17		.		9BL	
18		.		18		.		18		.		9WH	
19		.		19		.		19		.		10BL	
20		.		20		.		20		.		10WH	



CLIENT DWG NO. 3944-VD-0171-DYP-RE-400-DIA-0002
 EQUIPMENT NO. Various
 EQUIPMENT LOCATION Iran, Onshore
 THIS DRAWING IS OWNED BY AIRPACK, AND SHALL NOT BE PRINTED OR COPIED IN ANY OTHER WAY THAN WITH AIRPACKS PERMISSION!

SUBJECT Terminal diagram =44C-40001A+44LCP-4001010-X1
 ADAPTED TO P&ID REVISION 07
 CLIENT Arya Sasol Polymer Company
 CLIENT REF. ASPC Project
 AIRPACK REF. 23383-05 Wiring Diagram

DRAWN BY RTR
 CHECKED BY RBE
 LAST MODIFICATION DATE 13-Aug-25
 AIRPACK DWG NO. 23383-05
 REVISION 05
 TOTAL PAGE AMOUNT 10

= 44C-40001A
 + 44LCP-4001010
 CURRENT PAGE

PFJBIA-40060i ANALOG JUNCTION BOX

TERMINAL STRIP DEFINITION

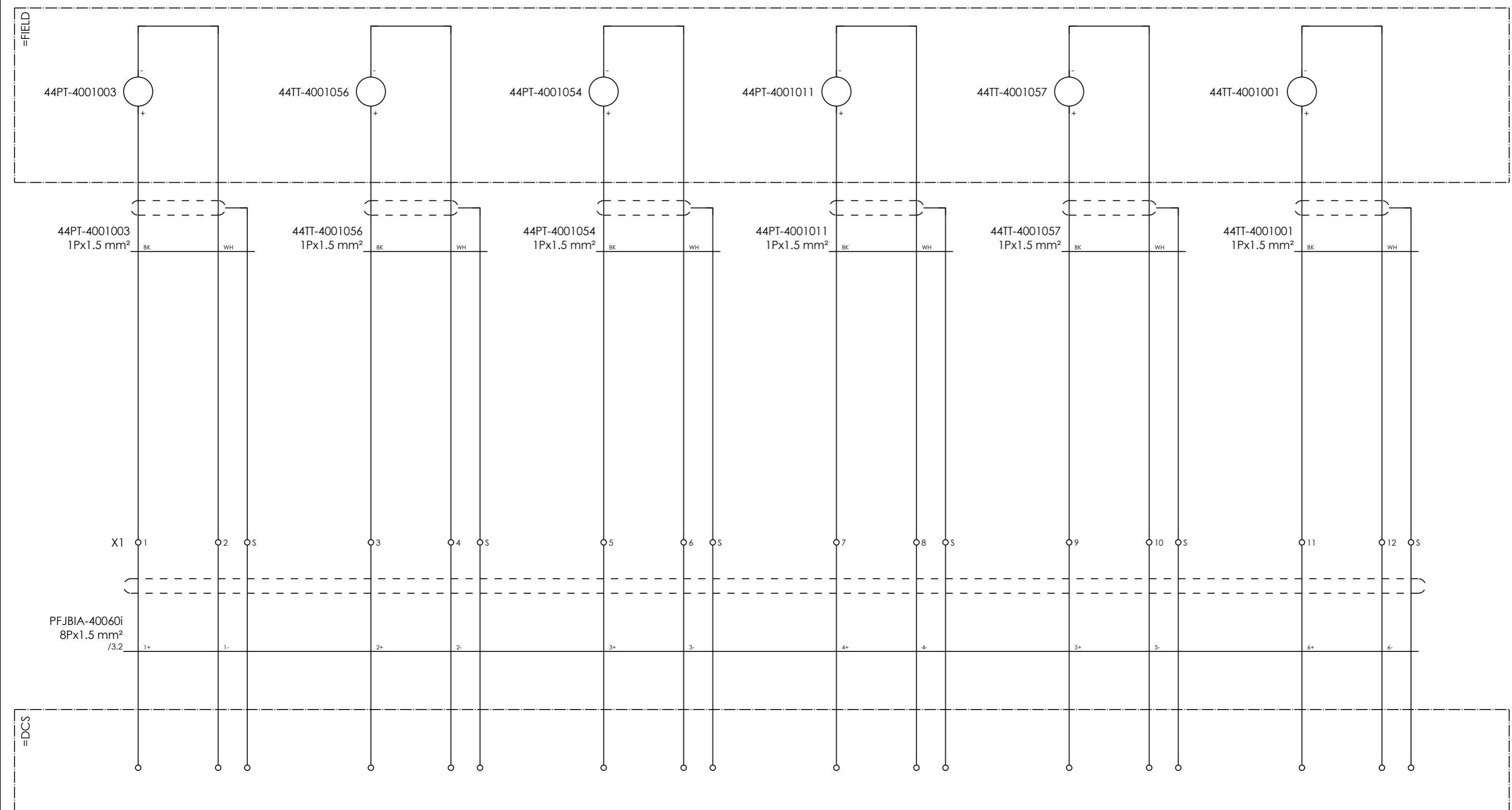
X1 = CONNECTION TRANSMITTERS



CLIENT DWG NO.	3944-VD-0171-DYP-RE-400-DIA-0002
EQUIPMENT NO.	Various
EQUIPMENT LOCATION	Iran, Onshore
THIS DRAWING IS OWNED BY AIRPACK, AND SHALL NOT BE PRINTED OR COPIED IN ANY OTHER WAY THAN WITH AIRPACKS PERMISSION!	

SUBJECT TERMINAL STRIP DEFINITION	
ADAPTED TO P&ID REVISION	07
CLIENT	Arya Sasol Polymer Company
CLIENT REF.	ASPC Project
AIRPACK REF.	23383-05 Wiring Diagram

DRAWN BY	RTR	= 44C-40001A
CHECKED BY	RBE	+ PFJBIA-40060i
LAST MODIFICATION DATE	13-Aug-25	CURRENT PAGE
AIRPACK DWG NO.	23383-05	
REVISION	05	
TOTAL PAGE AMOUNT	11	



INLET
PRESSURE
TRANSMITTER

OIL
TEMPERATURE
TRANSMITTER

OIL
PRESSURE
TRANSMITTER

DISCHARGE
PRESSURE
TRANSMITTER

DISCHARGE
TEMPERATURE
TRANSMITTER

ENCLOSURE
TEMPERATURE
TRANSMITTER



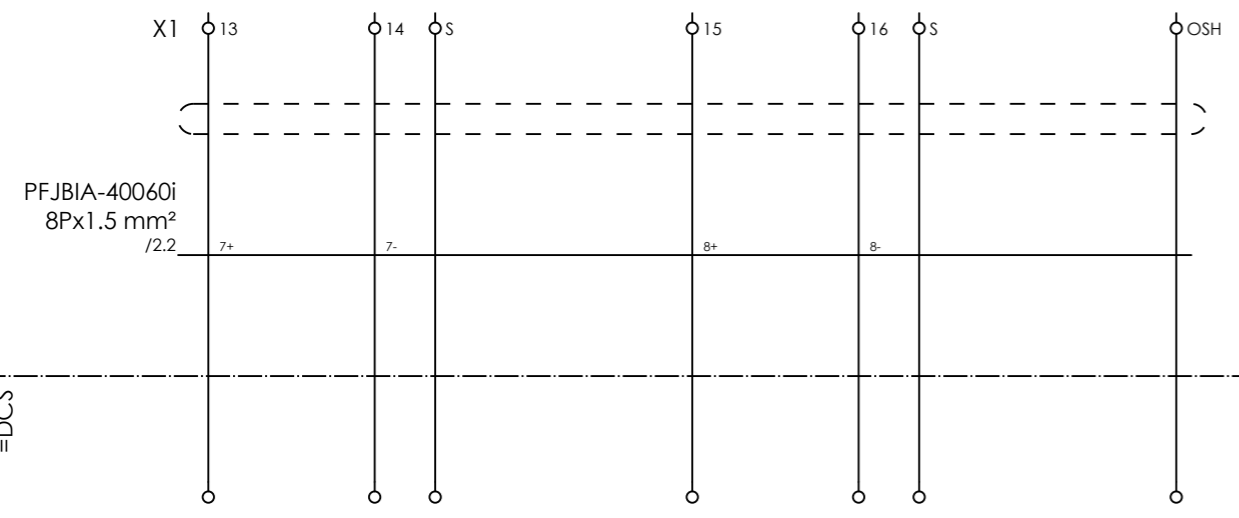
CLIENT DWG NO.	3944-VD-0171-DYP-RE-400-DIA-0002
EQUIPMENT NO.	Various
EQUIPMENT LOCATION	Iran, Onshore

THIS DRAWING IS OWNED BY AIRPACK, AND SHALL NOT BE PRINTED OR COPIED IN ANY OTHER WAY THAN WITH AIRPACKS PERMISSION!

SUBJECT TRANSMITTERS	
ADAPTED TO P&ID REVISION	07
CLIENT	Arya Sasol Polymer Company
CLIENT REF.	ASPC Project
AIRPACK REF.	23383-05 Wiring Diagram

DRAWN BY	RTR	= 44C-40001A
CHECKED BY	RBE	+ PFJBIA-40060i
LAST MODIFICATION DATE	13-Aug-25	CURRENT PAGE
AIRPACK DWG NO.	23383-05	
REVISION	05	
TOTAL PAGE AMOUNT	12	

=FIELD



=DCS



SPARE

SPARE



CLIENT DWG NO.	3944-VD-0171-DYP-RE-400-DIA-0002
EQUIPMENT NO.	Various
EQUIPMENT LOCATION	Iran, Onshore
THIS DRAWING IS OWNED BY AIRPACK, AND SHALL NOT BE PRINTED OR COPIED IN ANY OTHER WAY THAN WITH AIRPACKS PERMISSION!	

SUBJECT TRANSMITTERS	
ADAPTED TO P&ID REVISION	07
CLIENT	Arya Sasol Polymer Company
CLIENT REF.	ASPC Project
AIRPACK REF.	23383-05 Wiring Diagram

DRAWN BY	RTR
CHECKED BY	RBE
LAST MODIFICATION DATE	13-Aug-25
AIRPACK DWG NO.	23383-05
REVISION	05
TOTAL PAGE AMOUNT	13

= 44C-40001A
+ PFJBIA-40060i
CURRENT PAGE

Terminal diagram

Cable name		Connection point		Terminal		Jumper		Target designation			
-44TT-4001001		1Px1.5 mm²		BK WH							
-44PT-4001003		1Px1.5 mm²									
-44TT-4001057		1Px1.5 mm²									
-44PT-4001011		1Px1.5 mm²									
-44PT-4001054		1Px1.5 mm²									
<p style="text-align: center;">Strip</p> <p style="text-align: center;">=44C-40001A+PFJBIA-40060i-X1</p> <p style="text-align: center;">CONNECTION TRANSMITTERS</p>		Connection point		+		-					
		Target designation		=FIELD-44TT-4001001		=FIELD-44TT-4001001					
		Terminal		11		12		13		14	
		Terminal		15		16		OSH		S	
		Terminal		S		S		S		S	
		Terminal		S		S		S		S	
		Terminal		S		S		S		S	
		Terminal		S		S		S		S	
		Terminal		S		S		S		S	
		Terminal		S		S		S		S	
		Terminal		S		S		S		S	
		Terminal		S		S		S		S	
		Terminal		S		S		S		S	
		Terminal		S		S		S		S	
		Terminal		S		S		S		S	
		Cable name									
-PFJBIA-40060i		8Px1.5 mm²		6+		6-		7+			
Cable name											
Cable name											
Cable name											

CLIENT DWG NO.	3944-VD-0171-DYP-RE-400-DIA-0002	SUBJECT	Terminal diagram =44C-40001A+PFJBIA-40060i-X1	DRAWN BY	RTR	= 44C-40001A
EQUIPMENT NO.	Various	ADAPTED TO P&ID REVISION	07	CHECKED BY	RBE	+ PFJBIA-40060i
EQUIPMENT LOCATION	Iran, Onshore	CLIENT	Arya Sasol Polymer Company	LAST MODIFICATION DATE	13-Aug-25	CURRENT PAGE
THIS DRAWING IS OWNED BY AIRPACK, AND SHALL NOT BE PRINTED OR COPIED IN ANY OTHER WAY THAN WITH AIRPACKS PERMISSION!	CLIENT REF.	ASPC Project	AIRPACK DWG NO.	23383-05	REVISION	05
	AIRPACK REF.	23383-05 Wiring Diagram	TOTAL PAGE AMOUNT	15		



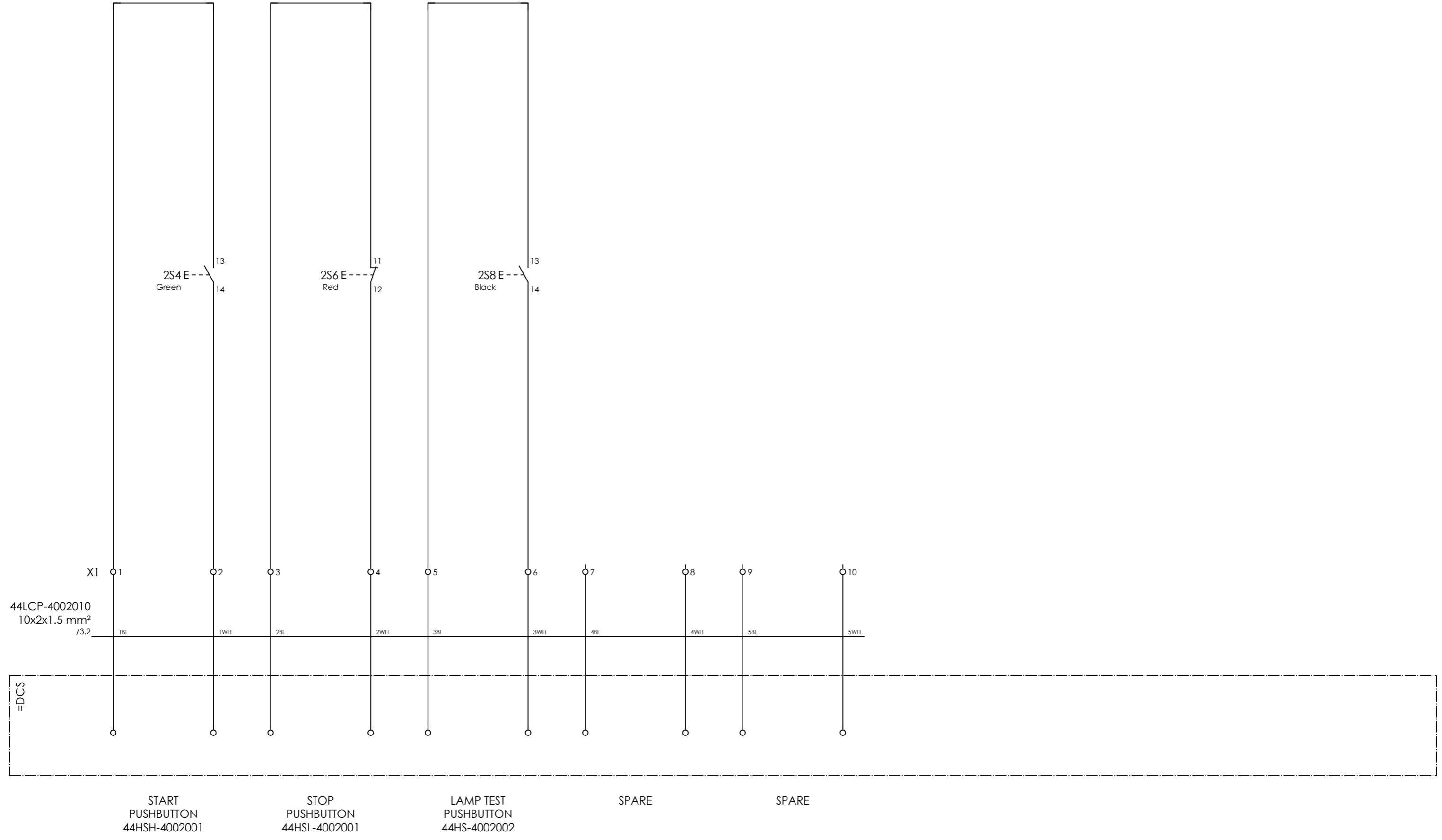
44LCP-4002010 LOCAL PUSHBUTTON STATION

TERMINAL STRIP DEFINITION

X1 = CONNECTION PUSHBUTTONS & LAMPS



CLIENT DWG NO.	3944-VD-0171-DYP-RE-400-DIA-0002	SUBJECT		DRAWN BY	RTR	= 44C-40001B
EQUIPMENT NO.	Various	TERMINAL STRIP DEFINITION		CHECKED BY	RBE	+ 44LCP-4002010
EQUIPMENT LOCATION	Iran, Onshore	ADAPTED TO P&ID REVISION	07	LAST MODIFICATION DATE	13-Aug-25	CURRENT PAGE
THIS DRAWING IS OWNED BY AIRPACK, AND SHALL NOT BE PRINTED OR COPIED IN ANY OTHER WAY THAN WITH AIRPACKS PERMISSION!		CLIENT	Arya Sasol Polymer Company	AIRPACK DWG NO.	23383-05	
		CLIENT REF.	ASPC Project	REVISION	05	
		AIRPACK REF.	23383-05 Wiring Diagram	TOTAL PAGE AMOUNT	17	



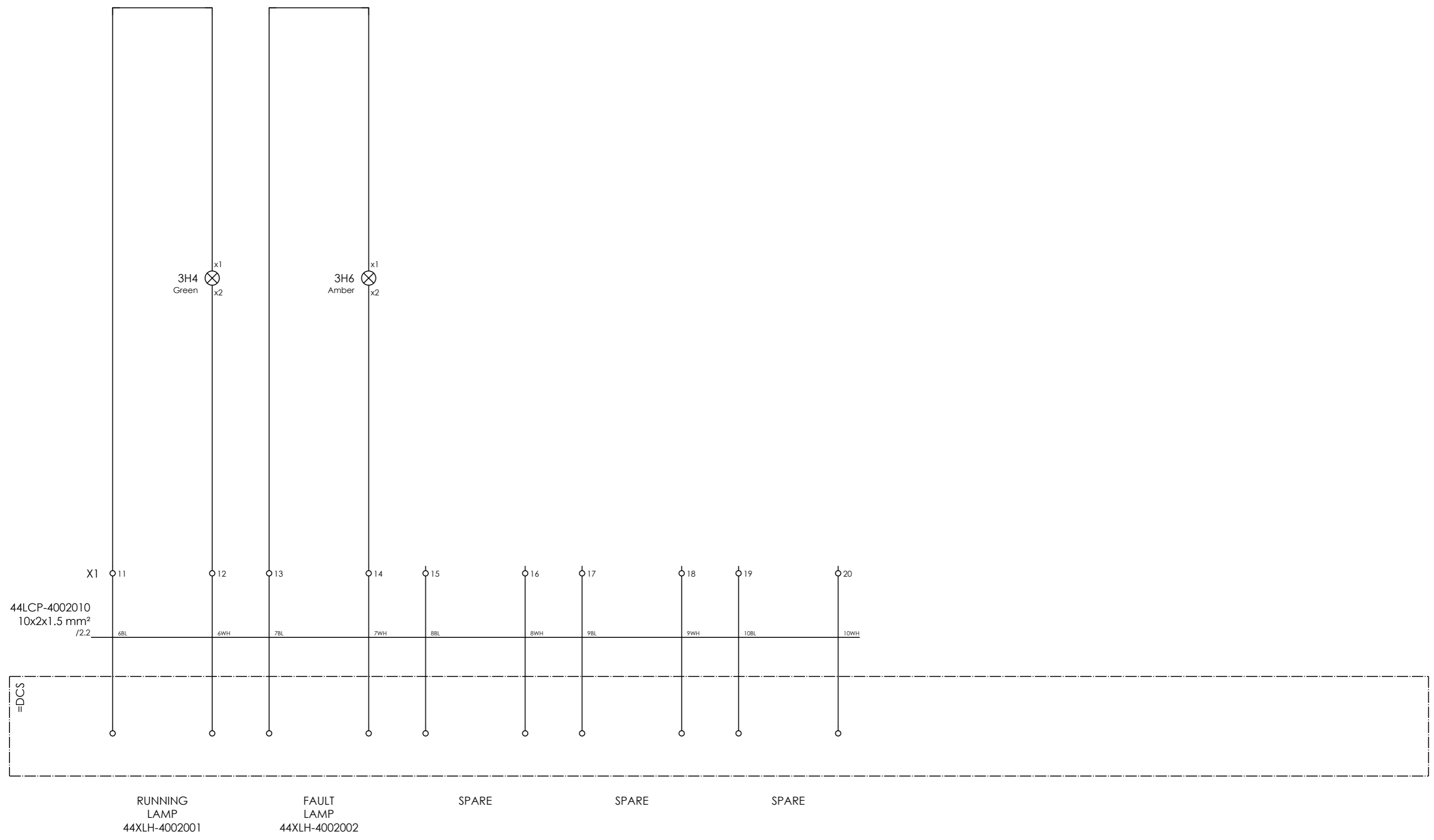
CLIENT DWG NO.	3944-VD-0171-DYP-RE-400-DIA-0002
EQUIPMENT NO.	Various
EQUIPMENT LOCATION	Iran, Onshore

THIS DRAWING IS OWNED BY AIRPACK, AND SHALL NOT BE PRINTED OR COPIED IN ANY OTHER WAY THAN WITH AIRPACKS PERMISSION!

SUBJECT PUSHBUTTONS	
ADAPTED TO P&ID REVISION	07
CLIENT	Arya Sasol Polymer Company
CLIENT REF.	ASPC Project
AIRPACK REF.	23383-05 Wiring Diagram

DRAWN BY	RTR
CHECKED BY	RBE
LAST MODIFICATION DATE	13-Aug-25
AIRPACK DWG NO.	23383-05
REVISION	05
TOTAL PAGE AMOUNT	18

= 44C-40001B
+ 44LCP-4002010
CURRENT PAGE



CLIENT DWG NO.	3944-VD-0171-DYP-RE-400-DIA-0002	SUBJECT LAMPS	
EQUIPMENT NO.	Various	ADAPTED TO P&ID REVISION	07
EQUIPMENT LOCATION	Iran, Onshore	CLIENT	Arya Sasol Polymer Company
THIS DRAWING IS OWNED BY AIRPACK, AND SHALL NOT BE PRINTED OR COPIED IN ANY OTHER WAY THAN WITH AIRPACKS PERMISSION!		CLIENT REF.	ASPC Project
		AIRPACK REF.	23383-05 Wiring Diagram

DRAWN BY	RTR	= 44C-40001B
CHECKED BY	RBE	+ 44LCP-4002010
LAST MODIFICATION DATE	13-Aug-25	CURRENT PAGE
AIRPACK DWG NO.	23383-05	
REVISION	05	
TOTAL PAGE AMOUNT	19	

Terminal diagram

Cable name		Strip =44C-40001B+44LCP-4002010-X1 CONNECTION PUSHBUTTONS & LAMPS										Cable name								
Terminal	Connection point	Jumper	Target designation	Connection point	Terminal	Jumper	Target designation	Connection point	Terminal	Connection point	Jumper	Target designation	Connection point	Terminal	Connection point	Jumper	Target designation	Connection point	Terminal	Connection point
1		.	-2S4	13	1	.			1BL											
2		.	-2S4	14	2	.			1WH											
3		.	-2S6	11	3	.			2BL											
4		.	-2S6	12	4	.			2WH											
5		.	-2S8	13	5	.			3BL											
6		.	-2S8	14	6	.			3WH											
7		.			7	.			4BL											
8		.			8	.			4WH											
9		.			9	.			5BL											
10		.			10	.			5WH											
11	x1	.	-3H4		11	.			6BL											
12	x2	.	-3H4		12	.			6WH											
13	x1	.	-3H6		13	.			7BL											
14	x2	.	-3H6		14	.			7WH											
15		.			15	.			8BL											
16		.			16	.			8WH											
17		.			17	.			9BL											
18		.			18	.			9WH											
19		.			19	.			10BL											
20		.			20	.			10WH											



CLIENT DWG NO. 3944-VD-0171-DYP-RE-400-DIA-0002
 EQUIPMENT NO. Various
 EQUIPMENT LOCATION Iran, Onshore
 THIS DRAWING IS OWNED BY AIRPACK, AND SHALL NOT BE PRINTED OR COPIED IN ANY OTHER WAY THAN WITH AIRPACKS PERMISSION!

SUBJECT Terminal diagram =44C-40001B+44LCP-4002010-X1
 ADAPTED TO P&ID REVISION 07
 CLIENT Arya Sasol Polymer Company
 CLIENT REF. ASPC Project
 AIRPACK REF. 23383-05 Wiring Diagram


DRAWN BY RTR
 CHECKED BY RBE
 LAST MODIFICATION DATE 13-Aug-25
 AIRPACK DWG NO. 23383-05
 REVISION 05
 TOTAL PAGE AMOUNT 20

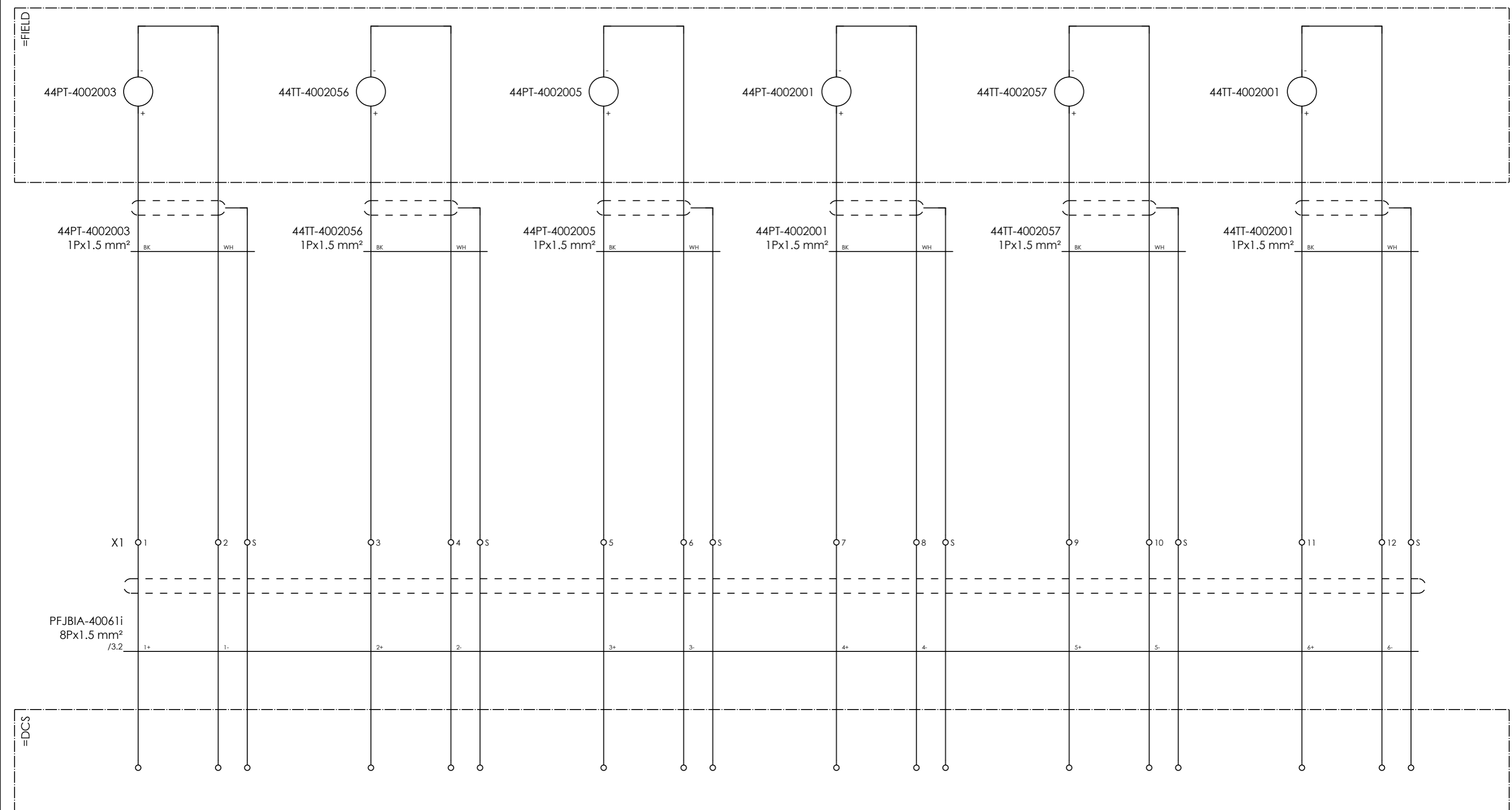
= 44C-40001B
 + 44LCP-4002010
 CURRENT PAGE

PFJBIA-40061i ANALOG JUNCTION BOX

TERMINAL STRIP DEFINITION

X1 = CONNECTION TRANSMITTERS

	CLIENT DWG NO.	3944-VD-0171-DYP-RE-400-DIA-0002	SUBJECT		DRAWN BY	RTR	= 44C-40001B	
	EQUIPMENT NO.	Various	TERMINAL STRIP DEFINITION		CHECKED BY	RBE	+ PFJBIA-40061i	
	EQUIPMENT LOCATION	Iran, Onshore	ADAPTED TO P&ID REVISION	07	LAST MODIFICATION DATE	13-Aug-25	CURRENT PAGE	
	THIS DRAWING IS OWNED BY AIRPACK, AND SHALL NOT BE PRINTED OR COPIED IN ANY OTHER WAY THAN WITH AIRPACKS PERMISSION!		CLIENT	Arya Sasol Polymer Company		AIRPACK DWG NO.	23383-05	
			CLIENT REF.	ASPC Project		REVISION	05	
AIRPACK REF.			23383-05 Wiring Diagram		TOTAL PAGE AMOUNT	21		

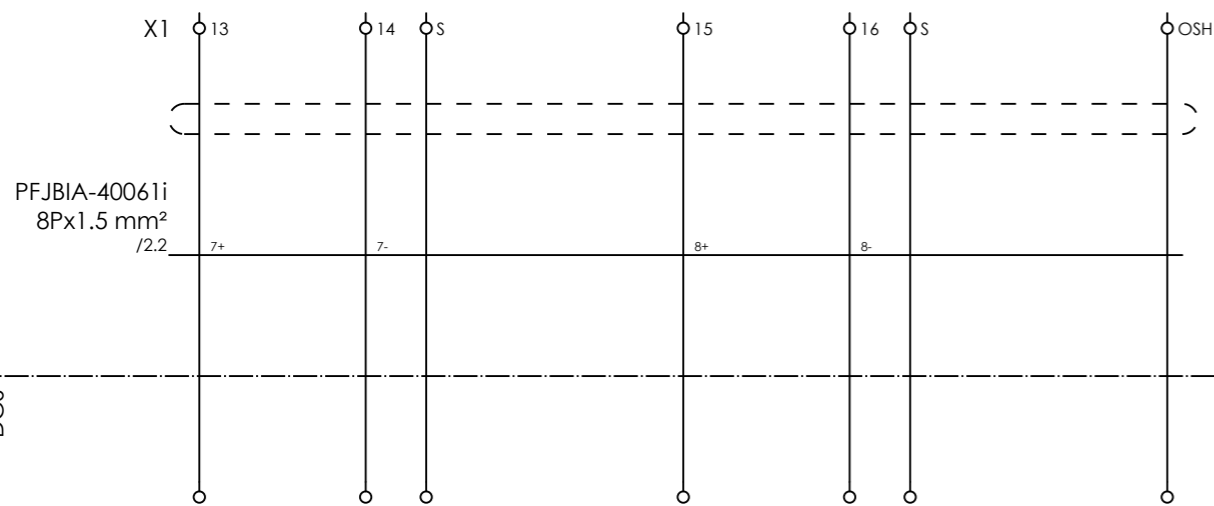


INLET PRESSURE TRANSMITTER OIL TEMPERATURE TRANSMITTER OIL PRESSURE TRANSMITTER DISCHARGE PRESSURE TRANSMITTER DISCHARGE TEMPERATURE TRANSMITTER ENCLOSURE TEMPERATURE TRANSMITTER



CLIENT DWG NO.	3944-VD-0171-DYP-RE-400-DIA-0002	SUBJECT TRANSMITTERS		DRAWN BY	RTR	= 44C-40001B
EQUIPMENT NO.	Various			CHECKED BY	RBE	+ PFJBIA-40061i
EQUIPMENT LOCATION	Iran, Onshore	ADAPTED TO P&ID REVISION	07	LAST MODIFICATION DATE	13-Aug-25	CURRENT PAGE
THIS DRAWING IS OWNED BY AIRPACK, AND SHALL NOT BE PRINTED OR COPIED IN ANY OTHER WAY THAN WITH AIRPACKS PERMISSION!		CLIENT	Arya Sasol Polymer Company	AIRPACK DWG NO.	23383-05	
		CLIENT REF.	ASPC Project	REVISION	05	
		AIRPACK REF.	23383-05 Wiring Diagram	TOTAL PAGE AMOUNT	22	

=FIELD



=DCS



SPARE

SPARE



CLIENT DWG NO.	3944-VD-0171-DYP-RE-400-DIA-0002
EQUIPMENT NO.	Various
EQUIPMENT LOCATION	Iran, Onshore
THIS DRAWING IS OWNED BY AIRPACK, AND SHALL NOT BE PRINTED OR COPIED IN ANY OTHER WAY THAN WITH AIRPACKS PERMISSION!	

SUBJECT TRANSMITTERS	
ADAPTED TO P&ID REVISION	07
CLIENT	Arya Sasol Polymer Company
CLIENT REF.	ASPC Project
AIRPACK REF.	23383-05 Wiring Diagram

DRAWN BY	RTR
CHECKED BY	RBE
LAST MODIFICATION DATE	13-Aug-25
AIRPACK DWG NO.	23383-05
REVISION	05
TOTAL PAGE AMOUNT	23

= 44C-40001B
+ PFJBIA-40061i
CURRENT PAGE

Terminal diagram

Cable name	-44TT-4002056		1Px1.5 mm²		S																			
Strip =44C-40001B+PFJBIA-40061i-X1 CONNECTION TRANSMITTERS	Connection point																							
	Target designation																							
	Jumper				.																			
	Terminal				S																			
	Connection point																							
	Target designation																							
Cable name	-PFJBIA-40061i		8Px1.5 mm²		S																			



CLIENT DWG NO. 3944-VD-0171-DYP-RE-400-DIA-0002
 EQUIPMENT NO. Various
 EQUIPMENT LOCATION Iran, Onshore

THIS DRAWING IS OWNED BY AIRPACK, AND SHALL NOT BE PRINTED OR COPIED IN ANY OTHER WAY THAN WITH AIRPACKS PERMISSION!

SUBJECT Terminal diagram =44C-40001B+PFJBIA-40061i-X1
 ADAPTED TO P&ID REVISION 07
 CLIENT Arya Sasol Polymer Company
 CLIENT REF. ASPC Project
 AIRPACK REF. 23383-05 Wiring Diagram

DRAWN BY RTR
 CHECKED BY RBE
 LAST MODIFICATION DATE 13-Aug-25
 AIRPACK DWG NO. 23383-05
 REVISION 05
 TOTAL PAGE AMOUNT 26

= 44C-40001B
 + PFJBIA-40061i
 CURRENT PAGE

44LCP-800401 1

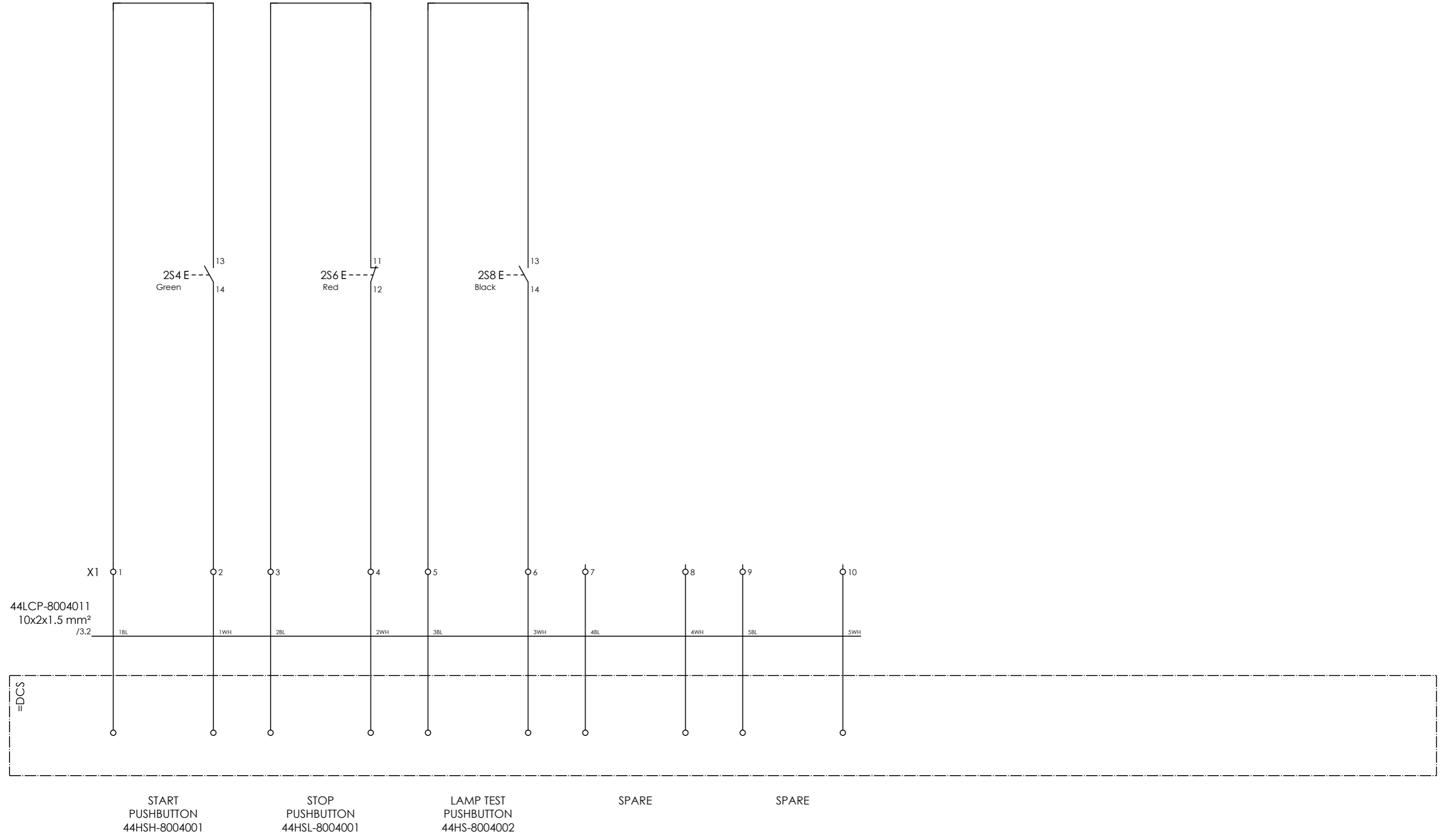
LOCAL PUSHBUTTON STATION

TERMINAL STRIP DEFINITION

X1 = CONNECTION PUSHBUTTONS & LAMPS



CLIENT DWG NO.	3944-VD-0171-DYP-RE-400-DIA-0002	SUBJECT	TERMINAL STRIP DEFINITION	DRAWN BY	RTR	= 44C-80001A
EQUIPMENT NO.	Various	ADAPTED TO P&ID REVISION	07	CHECKED BY	RBE	+ 44LCP-8004011
EQUIPMENT LOCATION	Iran, Onshore	CLIENT	Arya Sasol Polymer Company	LAST MODIFICATION DATE	13-Aug-25	CURRENT PAGE
THIS DRAWING IS OWNED BY AIRPACK, AND SHALL NOT BE PRINTED OR COPIED IN ANY OTHER WAY THAN WITH AIRPACKS PERMISSION!		CLIENT REF.	ASPC Project	AIRPACK DWG NO.	23383-05	
		AIRPACK REF.	23383-05 Wiring Diagram	REVISION	05	
				TOTAL PAGE AMOUNT	27	

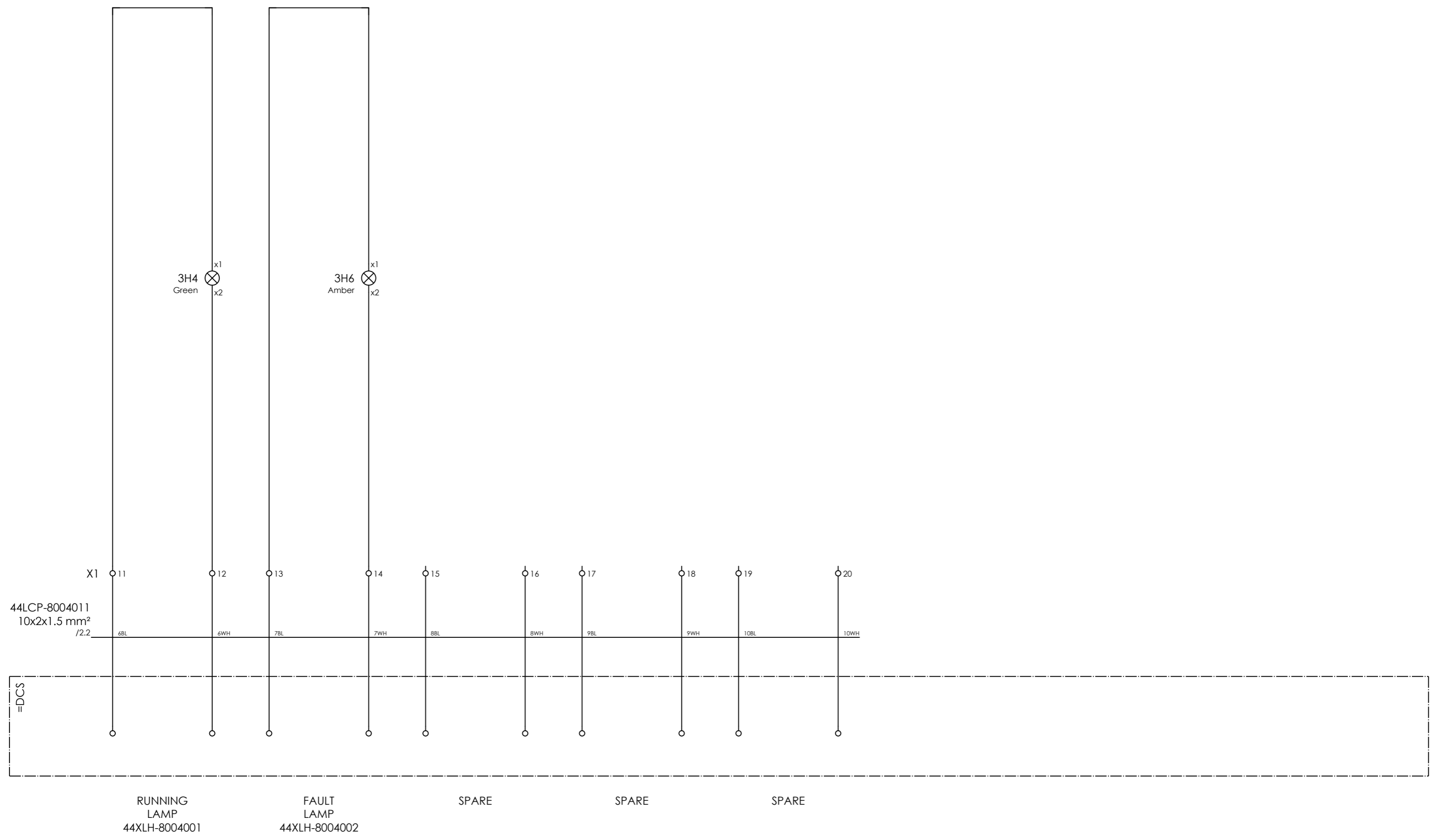


CLIENT DWG NO.	3944-VD-0171-DYP-RE-400-DIA-0002
EQUIPMENT NO.	Various
EQUIPMENT LOCATION	Iran, Onshore
THIS DRAWING IS OWNED BY AIRPACK, AND SHALL NOT BE PRINTED OR COPIED IN ANY OTHER WAY THAN WITH AIRPACKS PERMISSION!	

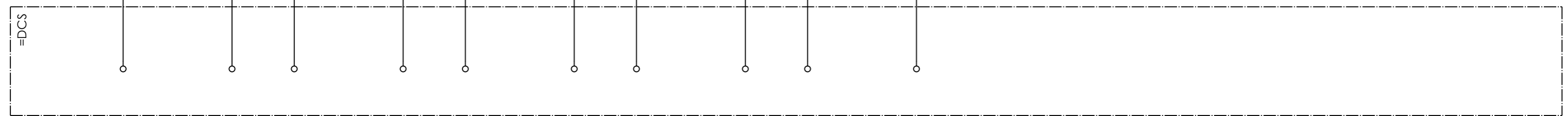
SUBJECT PUSHBUTTONS	
ADAPTED TO P&ID REVISION	07
CLIENT	Arya Sasol Polymer Company
CLIENT REF.	ASPC Project
AIRPACK REF.	23383-05 Wiring Diagram

DRAWN BY	RTR
CHECKED BY	RBE
LAST MODIFICATION DATE	13-Aug-25
AIRPACK DWG NO.	23383-05
REVISION	05
TOTAL PAGE AMOUNT	28

= 44C-80001A
+ 44LCP-8004011
CURRENT PAGE



44LCP-8004011
10x2x1.5 mm²
/2.2



RUNNING LAMP
44XLH-8004001

FAULT LAMP
44XLH-8004002

SPARE

SPARE

SPARE



CLIENT DWG NO.	3944-VD-0171-DYP-RE-400-DIA-0002	SUBJECT LAMPS	
EQUIPMENT NO.	Various	ADAPTED TO P&ID REVISION	07
EQUIPMENT LOCATION	Iran, Onshore	CLIENT	Arya Sasol Polymer Company
THIS DRAWING IS OWNED BY AIRPACK, AND SHALL NOT BE PRINTED OR COPIED IN ANY OTHER WAY THAN WITH AIRPACKS PERMISSION!		CLIENT REF.	ASPC Project
		AIRPACK REF.	23383-05 Wiring Diagram

DRAWN BY	RTR	= 44C-80001A
CHECKED BY	RBE	+ 44LCP-8004011
LAST MODIFICATION DATE	13-Aug-25	CURRENT PAGE
AIRPACK DWG NO.	23383-05	
REVISION	05	
TOTAL PAGE AMOUNT	29	

Terminal diagram

Cable name		Strip =44C-80001A+44LCP-8004011-X1 CONNECTION PUSHBUTTONS & LAMPS										Cable name	
Terminal	Connection point	Jumper	Target designation	Connection point	Terminal	Jumper	Target designation	Connection point	Terminal	Connection point	Terminal	Connection point	
1		.	-2S4		1	.			1BL				
2		.	-2S4		2	.			1WH				
3		.	-2S6		3	.			2BL				
4		.	-2S6		4	.			2WH				
5		.	-2S8		5	.			3BL				
6		.	-2S8		6	.			3WH				
7		.			7	.			4BL				
8		.			8	.			4WH				
9		.			9	.			5BL				
10		.			10	.			5WH				
11	x1	.	-3H4		11	.			6BL				
12	x2	.	-3H4		12	.			6WH				
13	x1	.	-3H6		13	.			7BL				
14	x2	.	-3H6		14	.			7WH				
15		.			15	.			8BL				
16		.			16	.			8WH				
17		.			17	.			9BL				
18		.			18	.			9WH				
19		.			19	.			10BL				
20		.			20	.			10WH				



CLIENT DWG NO. 3944-VD-0171-DYP-RE-400-DIA-0002
 EQUIPMENT NO. Various
 EQUIPMENT LOCATION Iran, Onshore
 THIS DRAWING IS OWNED BY AIRPACK, AND SHALL NOT BE PRINTED OR COPIED IN ANY OTHER WAY THAN WITH AIRPACKS PERMISSION!

SUBJECT Terminal diagram =44C-80001A+44LCP-8004011-X1
 ADAPTED TO P&ID REVISION 07
 CLIENT Arya Sasol Polymer Company
 CLIENT REF. ASPC Project
 AIRPACK REF. 23383-05 Wiring Diagram

DRAWN BY RTR
 CHECKED BY RBE
 LAST MODIFICATION DATE 13-Aug-25
 AIRPACK DWG NO. 23383-05
 REVISION 05
 TOTAL PAGE AMOUNT 30

= 44C-80001A
 + 44LCP-8004011
 CURRENT PAGE

PFJBIA-80081

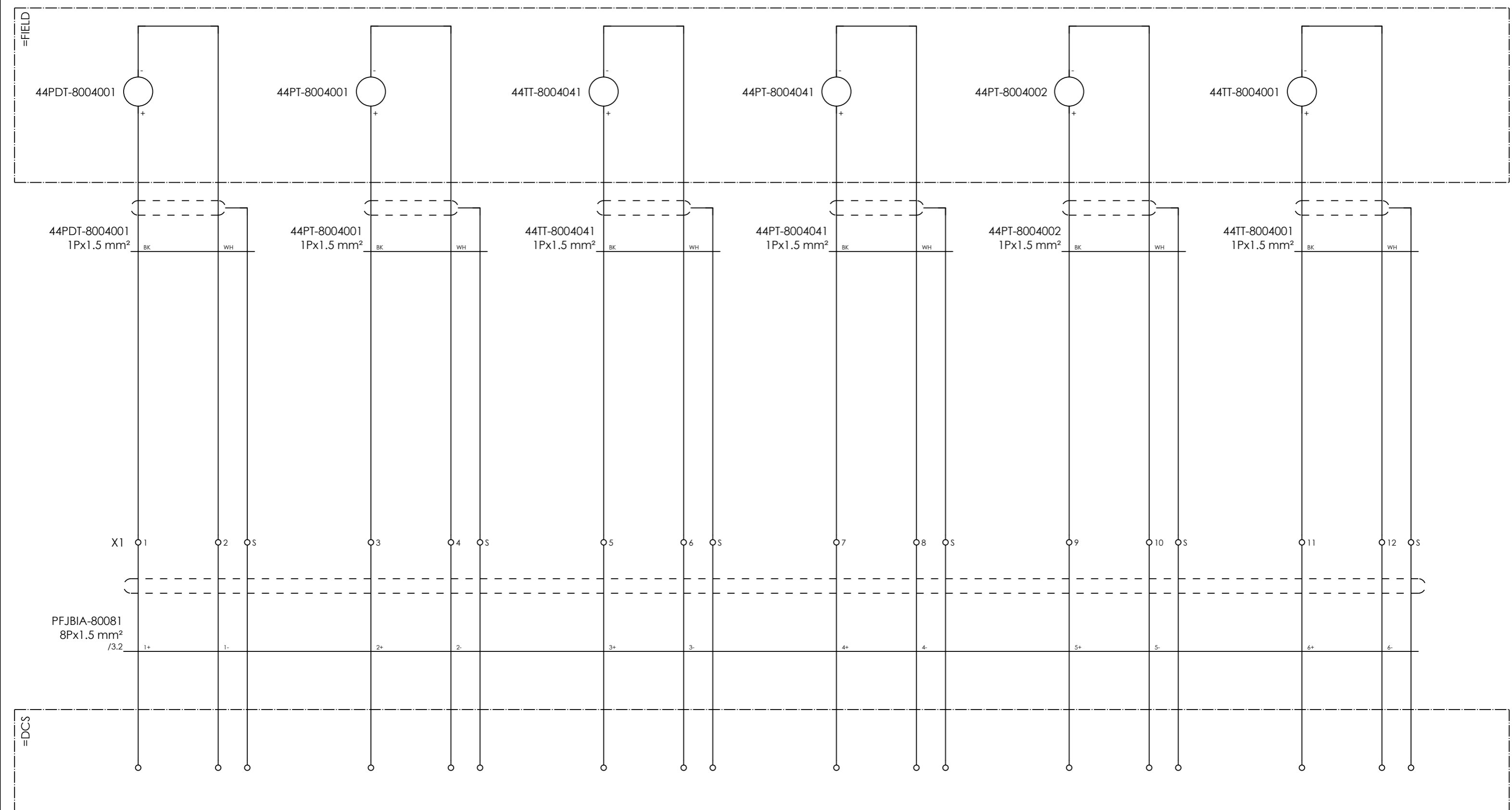
ANALOG JUNCTION BOX

TERMINAL STRIP DEFINITION

X1 = CONNECTION TRANSMITTERS



CLIENT DWG NO.	3944-VD-0171-DYP-RE-400-DIA-0002	SUBJECT		DRAWN BY	RTR	= 44C-80001A
EQUIPMENT NO.	Various	TERMINAL STRIP DEFINITION		CHECKED BY	RBE	+ PFJBIA-80081
EQUIPMENT LOCATION	Iran, Onshore	ADAPTED TO P&ID REVISION	07	LAST MODIFICATION DATE	13-Aug-25	CURRENT PAGE
THIS DRAWING IS OWNED BY AIRPACK, AND SHALL NOT BE PRINTED OR COPIED IN ANY OTHER WAY THAN WITH AIRPACKS PERMISSION!		CLIENT	Arya Sasol Polymer Company	AIRPACK DWG NO.	23383-05	
		CLIENT REF.	ASPC Project	REVISION	05	
		AIRPACK REF.	23383-05 Wiring Diagram	TOTAL PAGE AMOUNT	31	



INLET
DIFFERENTIAL
PRESSURE
TRANSMITTER

INLET
PRESSURE
TRANSMITTER

OIL
TEMPERATURE
TRANSMITTER

OIL
PRESSURE
TRANSMITTER

DISCHARGE
PRESSURE
TRANSMITTER

DISCHARGE
TEMPERATURE
TRANSMITTER



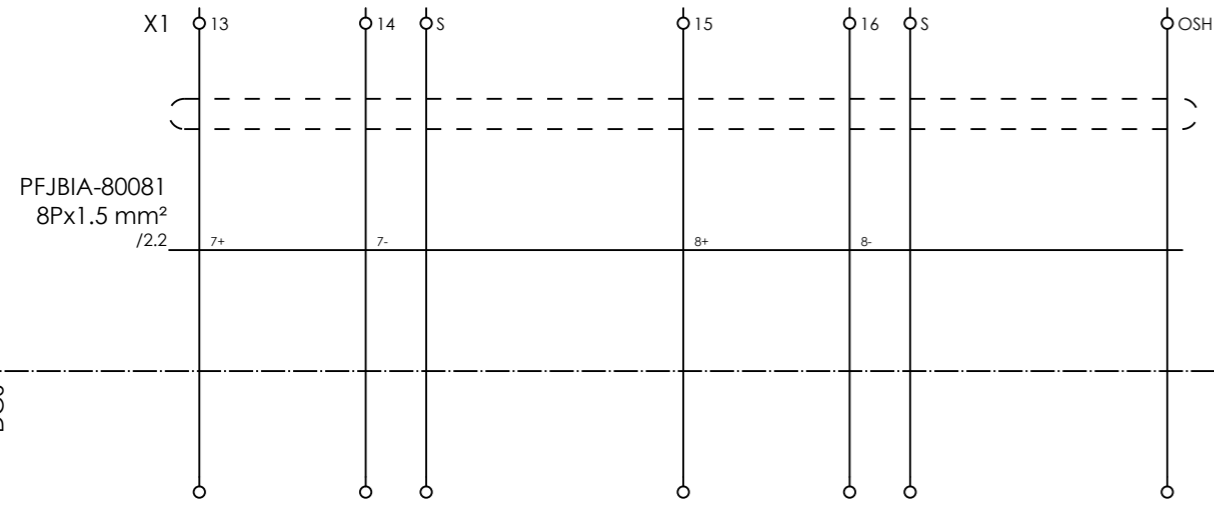
CLIENT DWG NO.	3944-VD-0171-DYP-RE-400-DIA-0002
EQUIPMENT NO.	Various
EQUIPMENT LOCATION	Iran, Onshore

THIS DRAWING IS OWNED BY AIRPACK, AND SHALL NOT BE PRINTED OR COPIED IN ANY OTHER WAY THAN WITH AIRPACKS PERMISSION!

SUBJECT TRANSMITTERS	
ADAPTED TO P&ID REVISION	07
CLIENT	Arya Sasol Polymer Company
CLIENT REF.	ASPC Project
AIRPACK REF.	23383-05 Wiring Diagram

DRAWN BY	RTR	= 44C-80001A
CHECKED BY	RBE	+ PFJBIA-80081
LAST MODIFICATION DATE	13-Aug-25	CURRENT PAGE
AIRPACK DWG NO.	23383-05	
REVISION	05	
TOTAL PAGE AMOUNT	32	

=FIELD



=DCS



SPARE

SPARE



CLIENT DWG NO.	3944-VD-0171-DYP-RE-400-DIA-0002
EQUIPMENT NO.	Various
EQUIPMENT LOCATION	Iran, Onshore

THIS DRAWING IS OWNED BY AIRPACK, AND SHALL NOT BE PRINTED OR COPIED IN ANY OTHER WAY THAN WITH AIRPACKS PERMISSION!

SUBJECT TRANSMITTERS	
ADAPTED TO P&ID REVISION	07
CLIENT	Arya Sasol Polymer Company
CLIENT REF.	ASPC Project
AIRPACK REF.	23383-05 Wiring Diagram

DRAWN BY	RTR	= 44C-80001A
CHECKED BY	RBE	+ PFJBIA-80081
LAST MODIFICATION DATE	13-Aug-25	CURRENT PAGE
AIRPACK DWG NO.	23383-05	
REVISION	05	
TOTAL PAGE AMOUNT	33	

Terminal diagram

Cable name		Connection point		Target designation		Terminal		Jumper		Target designation			
-44TT-8004001	1Px1.5 mm²	BK	WH										
-44PDT-8004001	1Px1.5 mm²												
-44PT-8004002	1Px1.5 mm²												
-44PT-8004041	1Px1.5 mm²												
-44TT-8004041	1Px1.5 mm²												
Strip =44C-80001A+PFJBIA-80081-X1 CONNECTION TRANSMITTERS		+	-										
				=FIELD-44TT-8004001									
				=FIELD-44TT-8004001									
		Cable name											
-PFJBIA-80081	8Px1.5 mm²	6+	6-	7+	7-	8+	8-	S	S	S	S		



CLIENT DWG NO. 3944-VD-0171-DYP-RE-400-DIA-0002
 EQUIPMENT NO. Various
 EQUIPMENT LOCATION Iran, Onshore
 THIS DRAWING IS OWNED BY AIRPACK, AND SHALL NOT BE PRINTED OR COPIED IN ANY OTHER WAY THAN WITH AIRPACKS PERMISSION!

SUBJECT Terminal diagram =44C-80001A+PFJBIA-80081-X1
 ADAPTED TO P&ID REVISION 07
 CLIENT Arya Sasol Polymer Company
 CLIENT REF. ASPC Project
 AIRPACK REF. 23383-05 Wiring Diagram

DRAWN BY RTR
 CHECKED BY RBE
 LAST MODIFICATION DATE 13-Aug-25
 AIRPACK DWG NO. 23383-05
 REVISION 05
 TOTAL PAGE AMOUNT 35

= 44C-80001A
 + PFJBIA-80081
 CURRENT PAGE

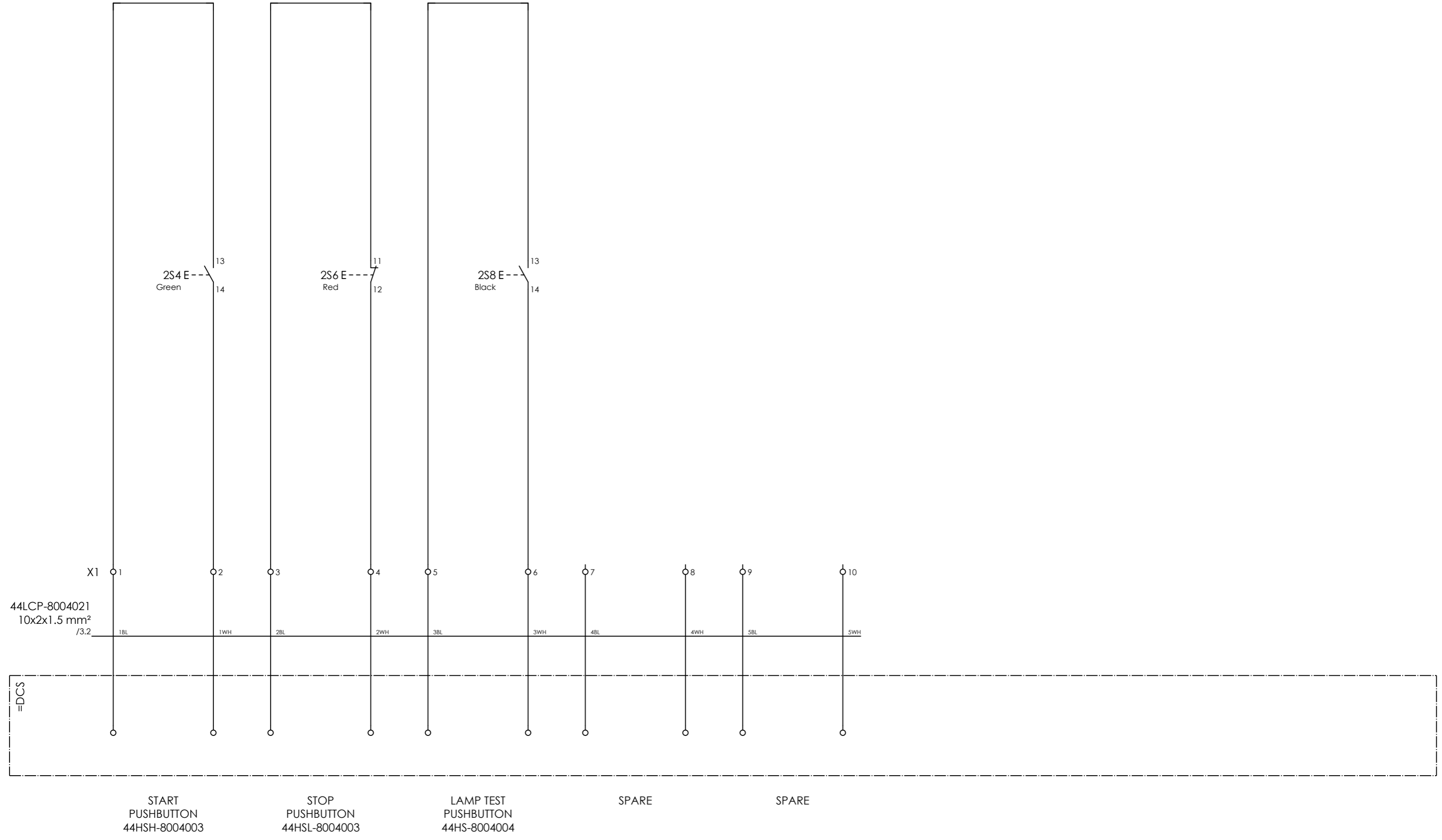
44LCP-8004021 LOCAL PUSHBUTTON STATION

TERMINAL STRIP DEFINITION

X1 = CONNECTION PUSHBUTTONS & LAMPS



CLIENT DWG NO.	3944-VD-0171-DYP-RE-400-DIA-0002	SUBJECT	TERMINAL STRIP DEFINITION	DRAWN BY	RTR	= 44C-80001B
EQUIPMENT NO.	Various	ADAPTED TO P&ID REVISION	07	CHECKED BY	RBE	+ 44LCP-8004021
EQUIPMENT LOCATION	Iran, Onshore	CLIENT	Arya Sasol Polymer Company	LAST MODIFICATION DATE	13-Aug-25	CURRENT PAGE
THIS DRAWING IS OWNED BY AIRPACK, AND SHALL NOT BE PRINTED OR COPIED IN ANY OTHER WAY THAN WITH AIRPACKS PERMISSION!		CLIENT REF.	ASPC Project	AIRPACK DWG NO.	23383-05	
		AIRPACK REF.	23383-05 Wiring Diagram	REVISION	05	
		TOTAL PAGE AMOUNT	37			

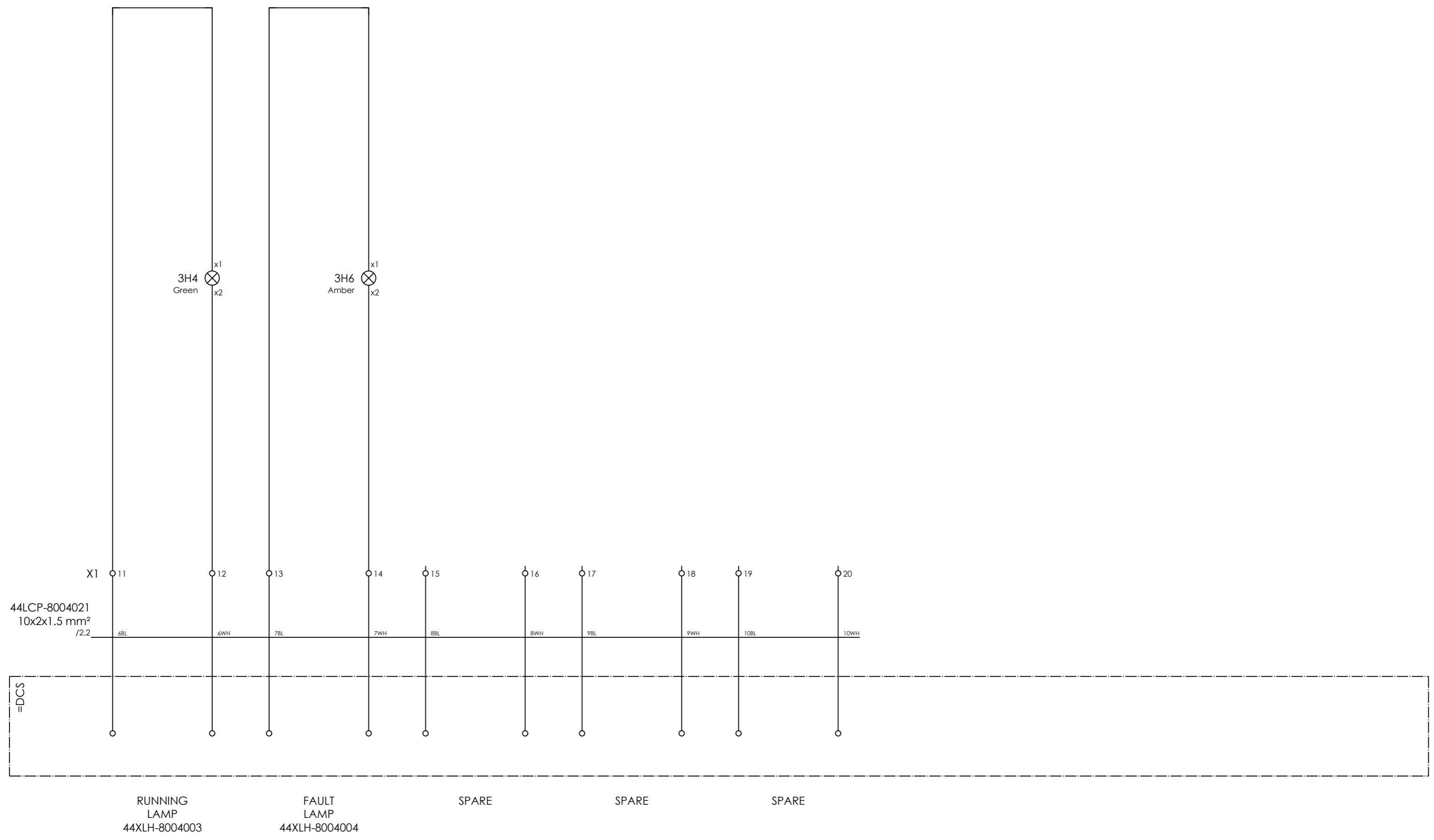


CLIENT DWG NO.	3944-VD-0171-DYP-RE-400-DIA-0002
EQUIPMENT NO.	Various
EQUIPMENT LOCATION	Iran, Onshore
THIS DRAWING IS OWNED BY AIRPACK, AND SHALL NOT BE PRINTED OR COPIED IN ANY OTHER WAY THAN WITH AIRPACKS PERMISSION!	

SUBJECT PUSHBUTTONS	
ADAPTED TO P&ID REVISION	07
CLIENT	Arya Sasol Polymer Company
CLIENT REF.	ASPC Project
AIRPACK REF.	23383-05 Wiring Diagram

DRAWN BY	RTR
CHECKED BY	RBE
LAST MODIFICATION DATE	13-Aug-25
AIRPACK DWG NO.	23383-05
REVISION	05
TOTAL PAGE AMOUNT	38

= 44C-80001B
+ 44LCP-8004021
CURRENT PAGE



CLIENT DWG NO.	3944-VD-0171-DYP-RE-400-DIA-0002	SUBJECT LAMPS	
EQUIPMENT NO.	Various	ADAPTED TO P&ID REVISION	07
EQUIPMENT LOCATION	Iran, Onshore	CLIENT	Arya Sasol Polymer Company
THIS DRAWING IS OWNED BY AIRPACK, AND SHALL NOT BE PRINTED OR COPIED IN ANY OTHER WAY THAN WITH AIRPACKS PERMISSION!		CLIENT REF.	ASPC Project
		AIRPACK REF.	23383-05 Wiring Diagram

DRAWN BY	RTR	= 44C-80001B
CHECKED BY	RBE	+ 44LCP-8004021
LAST MODIFICATION DATE	13-Aug-25	CURRENT PAGE
AIRPACK DWG NO.	23383-05	
REVISION	05	
TOTAL PAGE AMOUNT	39	

Terminal diagram

Cable name		Strip =44C-80001B+44LCP-8004021-X1 CONNECTION PUSHBUTTONS & LAMPS										Cable name			
Terminal	Connection point	Jumper	Target designation	Connection point	Terminal	Jumper	Target designation	Connection point	Terminal	Connection point	Jumper	Target designation	Connection point	Terminal	Connection point
1		.	-2S4	13	1	.			1BL						
2		.	-2S4	14	2	.			1WH						
3		.	-2S6	11	3	.			2BL						
4		.	-2S6	12	4	.			2WH						
5		.	-2S8	13	5	.			3BL						
6		.	-2S8	14	6	.			3WH						
7		.			7	.			4BL						
8		.			8	.			4WH						
9		.			9	.			5BL						
10		.			10	.			5WH						
11		.	-3H4	x1	11	.			6BL						
12		.	-3H4	x2	12	.			6WH						
13		.	-3H6	x1	13	.			7BL						
14		.	-3H6	x2	14	.			7WH						
15		.			15	.			8BL						
16		.			16	.			8WH						
17		.			17	.			9BL						
18		.			18	.			9WH						
19		.			19	.			10BL						
20		.			20	.			10WH						



CLIENT DWG NO. 3944-VD-0171-DYP-RE-400-DIA-0002
 EQUIPMENT NO. Various
 EQUIPMENT LOCATION Iran, Onshore
 THIS DRAWING IS OWNED BY AIRPACK, AND SHALL NOT BE PRINTED OR COPIED IN ANY OTHER WAY THAN WITH AIRPACKS PERMISSION!

SUBJECT Terminal diagram =44C-80001B+44LCP-8004021-X1
 ADAPTED TO P&ID REVISION 07
 CLIENT Arya Sasol Polymer Company
 CLIENT REF. ASPC Project
 AIRPACK REF. 23383-05 Wiring Diagram

DRAWN BY RTR
 CHECKED BY RBE
 LAST MODIFICATION DATE 13-Aug-25
 AIRPACK DWG NO. 23383-05
 REVISION 05
 TOTAL PAGE AMOUNT 40


= 44C-80001B
 + 44LCP-8004021
 CURRENT PAGE

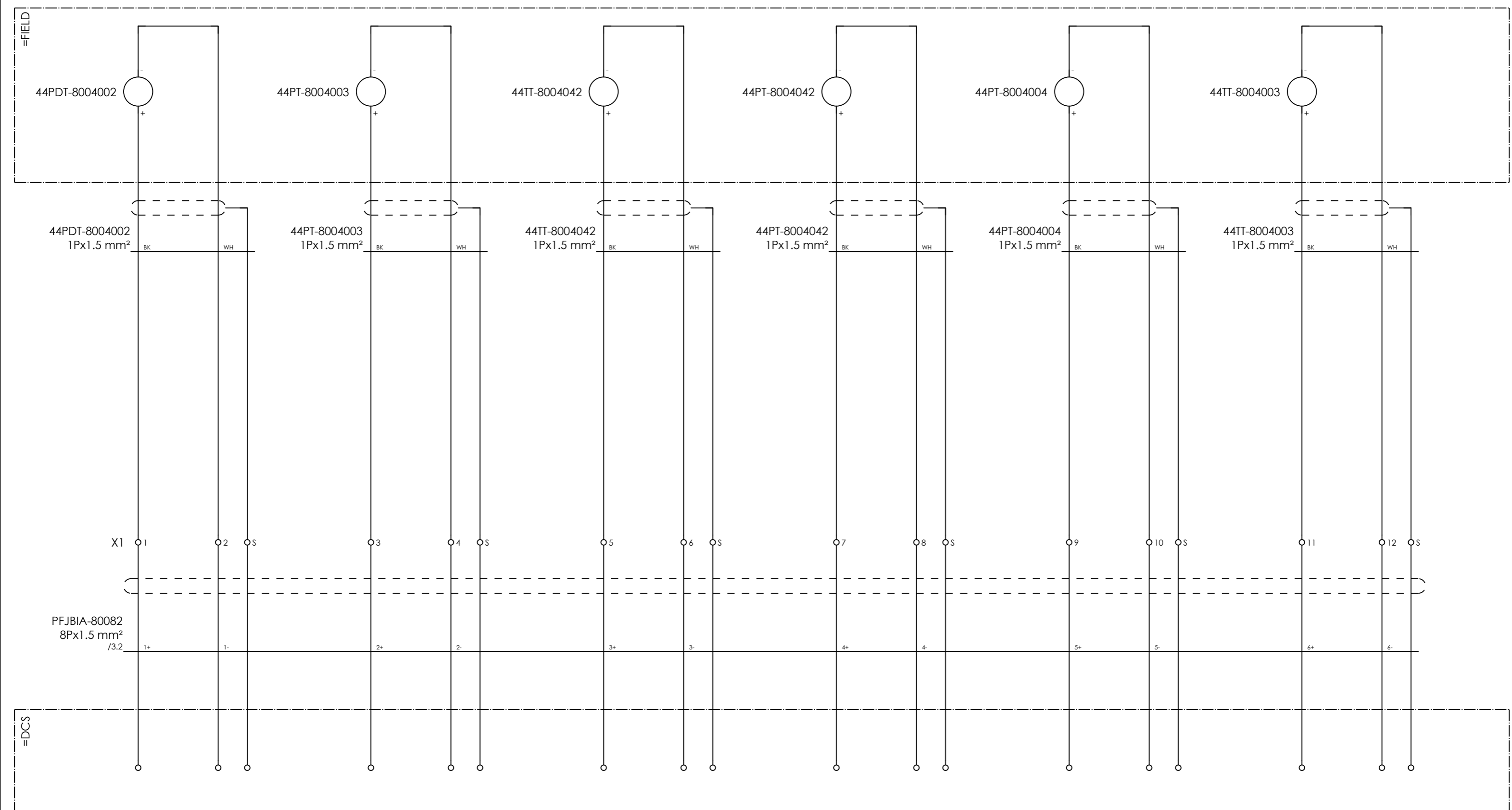
PFJBIA-80082

ANALOG JUNCTION BOX

TERMINAL STRIP DEFINITION

X1 = CONNECTION TRANSMITTERS

	CLIENT DWG NO.	3944-VD-0171-DYP-RE-400-DIA-0002	SUBJECT		DRAWN BY	RTR	= 44C-80001B	
	EQUIPMENT NO.	Various	TERMINAL STRIP DEFINITION		CHECKED BY	RBE	+ PFJBIA-80082	
	EQUIPMENT LOCATION	Iran, Onshore	ADAPTED TO P&ID REVISION	07	LAST MODIFICATION DATE	13-Aug-25	CURRENT PAGE	
	THIS DRAWING IS OWNED BY AIRPACK, AND SHALL NOT BE PRINTED OR COPIED IN ANY OTHER WAY THAN WITH AIRPACKS PERMISSION!		CLIENT	Arya Sasol Polymer Company		AIRPACK DWG NO.	23383-05	
			CLIENT REF.	ASPC Project		REVISION	05	
		AIRPACK REF.	23383-05 Wiring Diagram		TOTAL PAGE AMOUNT	41		

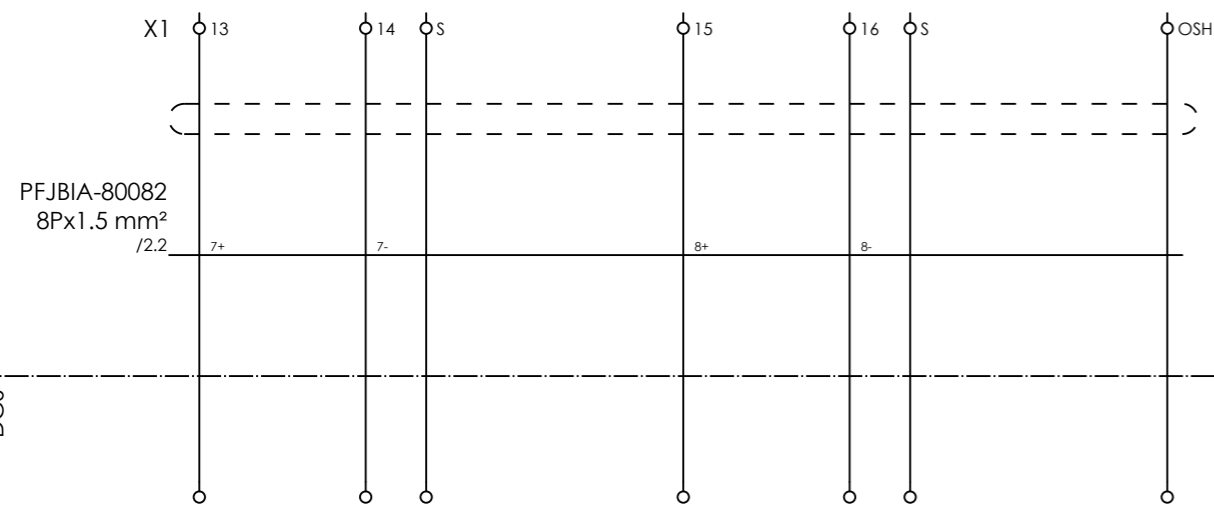


INLET DIFFERENTIAL PRESSURE TRANSMITTER INLET PRESSURE TRANSMITTER OIL TEMPERATURE TRANSMITTER OIL PRESSURE TRANSMITTER DISCHARGE PRESSURE TRANSMITTER DISCHARGE TEMPERATURE TRANSMITTER



CLIENT DWG NO.	3944-VD-0171-DYP-RE-400-DIA-0002	SUBJECT TRANSMITTERS		DRAWN BY	RTR	= 44C-80001B
EQUIPMENT NO.	Various			CHECKED BY	RBE	+ PFJBIA-80082
EQUIPMENT LOCATION	Iran, Onshore	ADAPTED TO P&ID REVISION	07	LAST MODIFICATION DATE	13-Aug-25	CURRENT PAGE
THIS DRAWING IS OWNED BY AIRPACK, AND SHALL NOT BE PRINTED OR COPIED IN ANY OTHER WAY THAN WITH AIRPACKS PERMISSION!		CLIENT	Arya Sasol Polymer Company	AIRPACK DWG NO.	23383-05	
		CLIENT REF.	ASPC Project	REVISION	05	
		AIRPACK REF.	23383-05 Wiring Diagram	TOTAL PAGE AMOUNT	42	

=FIELD



=DCS



SPARE

SPARE



CLIENT DWG NO.	3944-VD-0171-DYP-RE-400-DIA-0002
EQUIPMENT NO.	Various
EQUIPMENT LOCATION	Iran, Onshore

THIS DRAWING IS OWNED BY AIRPACK, AND SHALL NOT BE PRINTED OR COPIED IN ANY OTHER WAY THAN WITH AIRPACKS PERMISSION!

SUBJECT	
TRANSMITTERS	
ADAPTED TO P&ID REVISION	07

CLIENT	Arya Sasol Polymer Company
CLIENT REF.	ASPC Project
AIRPACK REF.	23383-05 Wiring Diagram

DRAWN BY	RTR
CHECKED BY	RBE
LAST MODIFICATION DATE	13-Aug-25

AIRPACK DWG NO.	23383-05
REVISION	05
TOTAL PAGE AMOUNT	43

= 44C-80001B
+ PFJBIA-80082
CURRENT PAGE

Terminal diagram

Cable name	-44PT-8004003		1Px1.5 mm²		S																		
Strip =44C-80001B+PFJBIA-80082-X1 CONNECTION TRANSMITTERS	Connection point																						
	Target designation																						
	Jumper				.																		
	Terminal				S																		
	Connection point																						
	Target designation																						
Cable name	-PFJBIA-80082		8Px1.5 mm²		S																		



CLIENT DWG NO. 3944-VD-0171-DYP-RE-400-DIA-0002
 EQUIPMENT NO. Various
 EQUIPMENT LOCATION Iran, Onshore

THIS DRAWING IS OWNED BY AIRPACK, AND SHALL NOT BE PRINTED OR COPIED IN ANY OTHER WAY THAN WITH AIRPACKS PERMISSION!

SUBJECT Terminal diagram =44C-80001B+PFJBIA-80082-X1
 ADAPTED TO P&ID REVISION 07
 CLIENT Arya Sasol Polymer Company
 CLIENT REF. ASPC Project
 AIRPACK REF. 23383-05 Wiring Diagram

DRAWN BY RTR
 CHECKED BY RBE
 LAST MODIFICATION DATE 13-Aug-25
 AIRPACK DWG NO. 23383-05
 REVISION 05
 TOTAL PAGE AMOUNT 46

= 44C-80001B
 + PFJBIA-80082
 CURRENT PAGE

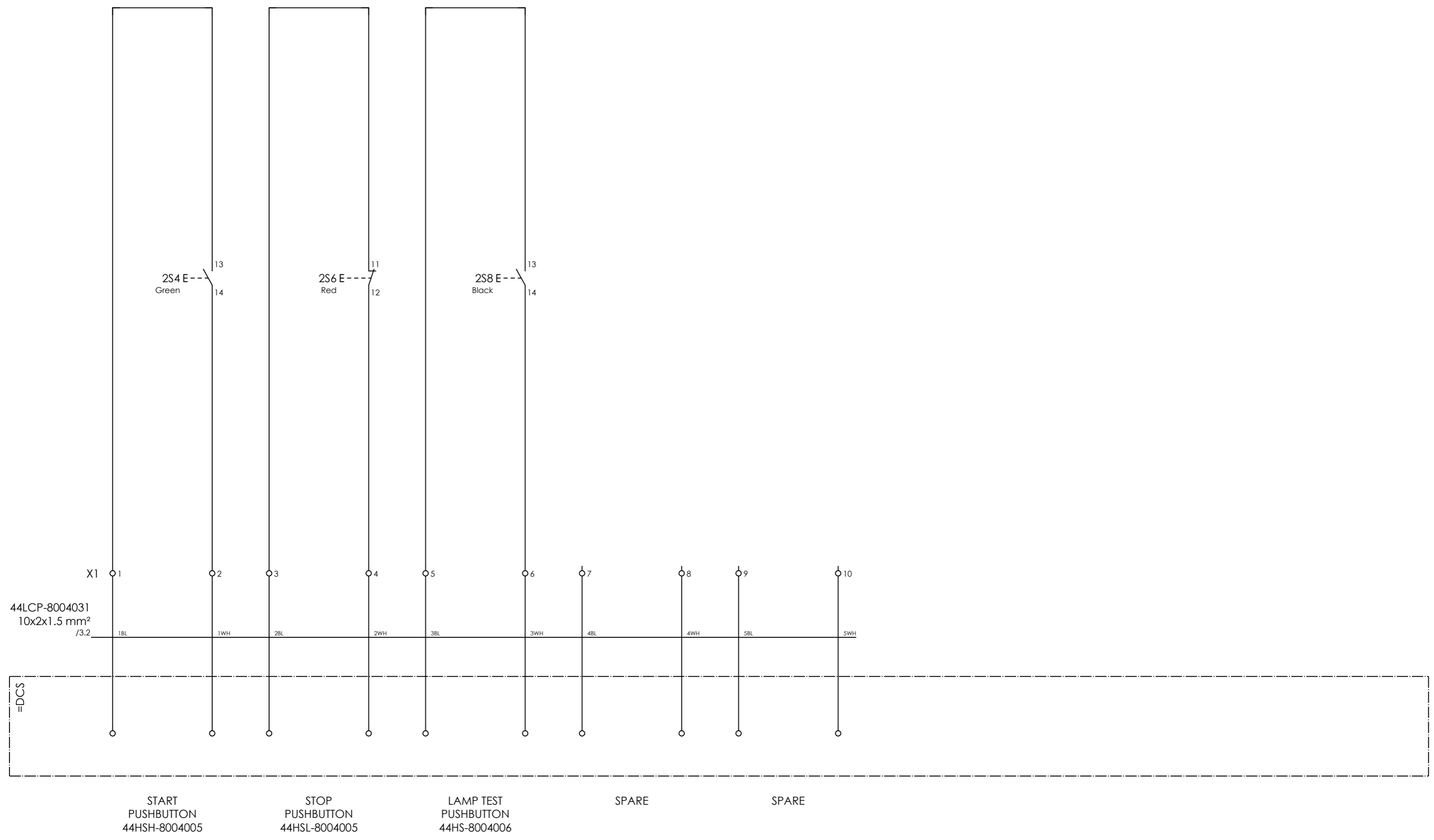
44LCP-8004031 LOCAL PUSHBUTTON STATION

TERMINAL STRIP DEFINITION

X1 = CONNECTION PUSHBUTTONS & LAMPS



CLIENT DWG NO.	3944-VD-0171-DYP-RE-400-DIA-0002	SUBJECT	TERMINAL STRIP DEFINITION	DRAWN BY	RTR	= 44C-80002A
EQUIPMENT NO.	Various	ADAPTED TO P&ID REVISION	07	CHECKED BY	RBE	+ 44LCP-8004031
EQUIPMENT LOCATION	Iran, Onshore	CLIENT	Arya Sasol Polymer Company	LAST MODIFICATION DATE	13-Aug-25	CURRENT PAGE
THIS DRAWING IS OWNED BY AIRPACK, AND SHALL NOT BE PRINTED OR COPIED IN ANY OTHER WAY THAN WITH AIRPACKS PERMISSION!		CLIENT REF.	ASPC Project	AIRPACK DWG NO.	23383-05	
		AIRPACK REF.	23383-05 Wiring Diagram	REVISION	05	
		TOTAL PAGE AMOUNT	47			

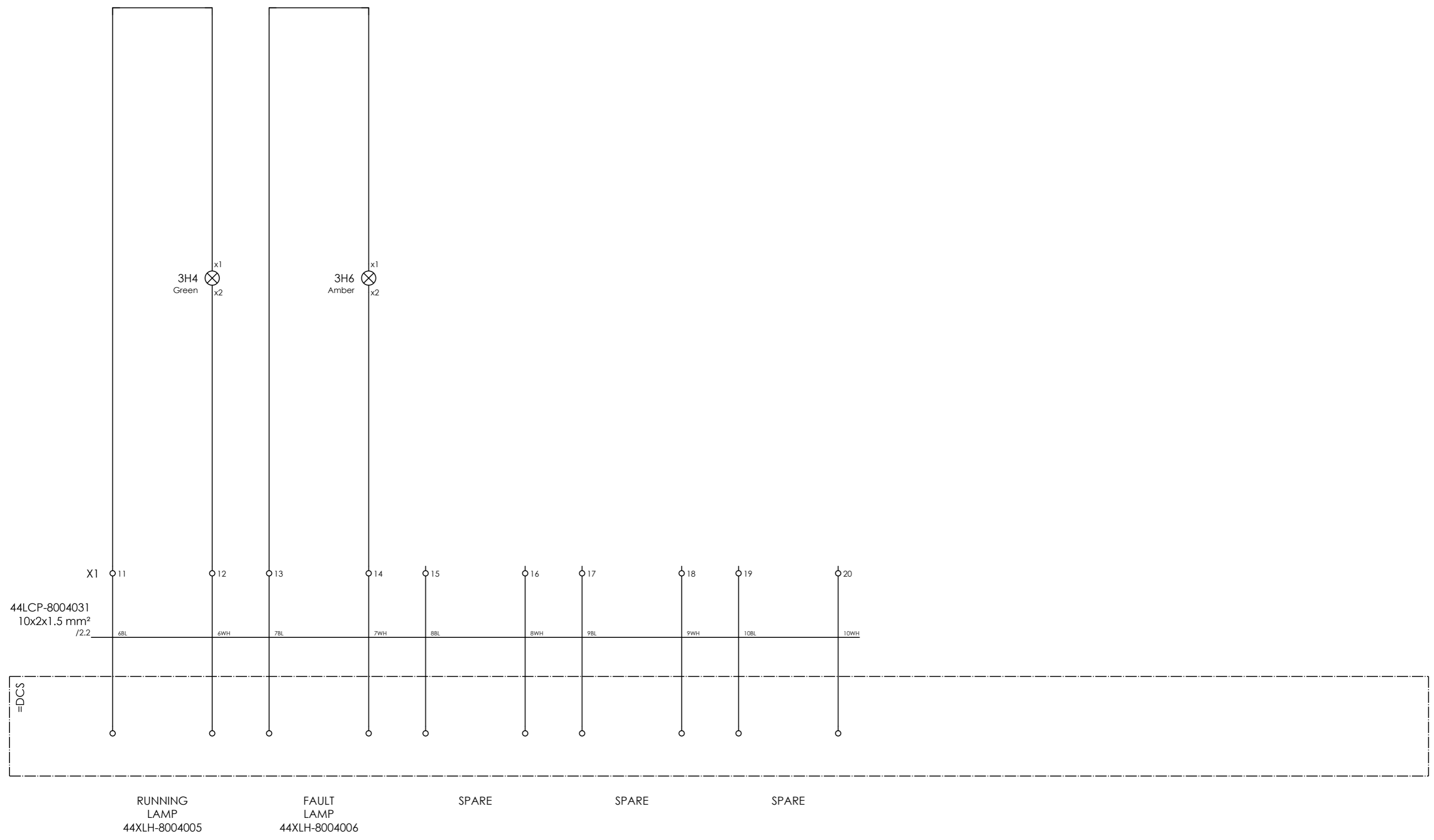


CLIENT DWG NO.	3944-VD-0171-DYP-RE-400-DIA-0002
EQUIPMENT NO.	Various
EQUIPMENT LOCATION	Iran, Onshore

SUBJECT PUSHBUTTONS	
ADAPTED TO P&ID REVISION	07
CLIENT	Arya Sasol Polymer Company
CLIENT REF.	ASPC Project
AIRPACK REF.	23383-05 Wiring Diagram

DRAWN BY	RTR
CHECKED BY	RBE
LAST MODIFICATION DATE	13-Aug-25
AIRPACK DWG NO.	23383-05
REVISION	05
TOTAL PAGE AMOUNT	48

= 44C-80002A
+ 44LCP-8004031
CURRENT PAGE



CLIENT DWG NO.	3944-VD-0171-DYP-RE-400-DIA-0002	SUBJECT LAMPS		DRAWN BY	RTR	= 44C-80002A
EQUIPMENT NO.	Various			CHECKED BY	RBE	+ 44LCP-8004031
EQUIPMENT LOCATION	Iran, Onshore	ADAPTED TO P&ID REVISION	07	LAST MODIFICATION DATE	13-Aug-25	CURRENT PAGE
THIS DRAWING IS OWNED BY AIRPACK, AND SHALL NOT BE PRINTED OR COPIED IN ANY OTHER WAY THAN WITH AIRPACKS PERMISSION!		CLIENT	Arya Sasol Polymer Company	AIRPACK DWG NO.	23383-05	
		CLIENT REF.	ASPC Project	REVISION	05	
		AIRPACK REF.	23383-05 Wiring Diagram	TOTAL PAGE AMOUNT	49	

Terminal diagram

Cable name		Strip =44C-80002A+44LCP-8004031-X1 CONNECTION PUSHBUTTONS & LAMPS										Cable name	
Terminal	Connection point	Jumper	Target designation	Connection point	Terminal	Jumper	Target designation	Connection point	Terminal	Connection point	Terminal	Connection point	
1		.	-2S4	13	1	.			1BL				
2		.	-2S4	14	2	.			1WH				
3		.	-2S6	11	3	.			2BL				
4		.	-2S6	12	4	.			2WH				
5		.	-2S8	13	5	.			3BL				
6		.	-2S8	14	6	.			3WH				
7		.			7	.			4BL				
8		.			8	.			4WH				
9		.			9	.			5BL				
10		.			10	.			5WH				
11		.	-3H4	x1	11	.			6BL				
12		.	-3H4	x2	12	.			6WH				
13		.	-3H6	x1	13	.			7BL				
14		.	-3H6	x2	14	.			7WH				
15		.			15	.			8BL				
16		.			16	.			8WH				
17		.			17	.			9BL				
18		.			18	.			9WH				
19		.			19	.			10BL				
20		.			20	.			10WH				



CLIENT DWG NO. 3944-VD-0171-DYP-RE-400-DIA-0002
 EQUIPMENT NO. Various
 EQUIPMENT LOCATION Iran, Onshore

THIS DRAWING IS OWNED BY AIRPACK, AND SHALL NOT BE PRINTED OR COPIED IN ANY OTHER WAY THAN WITH AIRPACKS PERMISSION!

SUBJECT Terminal diagram =44C-80002A+44LCP-8004031-X1
 ADAPTED TO P&ID REVISION 07
 CLIENT Arya Sasol Polymer Company
 CLIENT REF. ASPC Project
 AIRPACK REF. 23383-05 Wiring Diagram

DRAWN BY RTR
 CHECKED BY RBE
 LAST MODIFICATION DATE 13-Aug-25
 AIRPACK DWG NO. 23383-05
 REVISION 05
 TOTAL PAGE AMOUNT 50

= 44C-80002A
 + 44LCP-8004031
 CURRENT PAGE

PFJBIA-80083

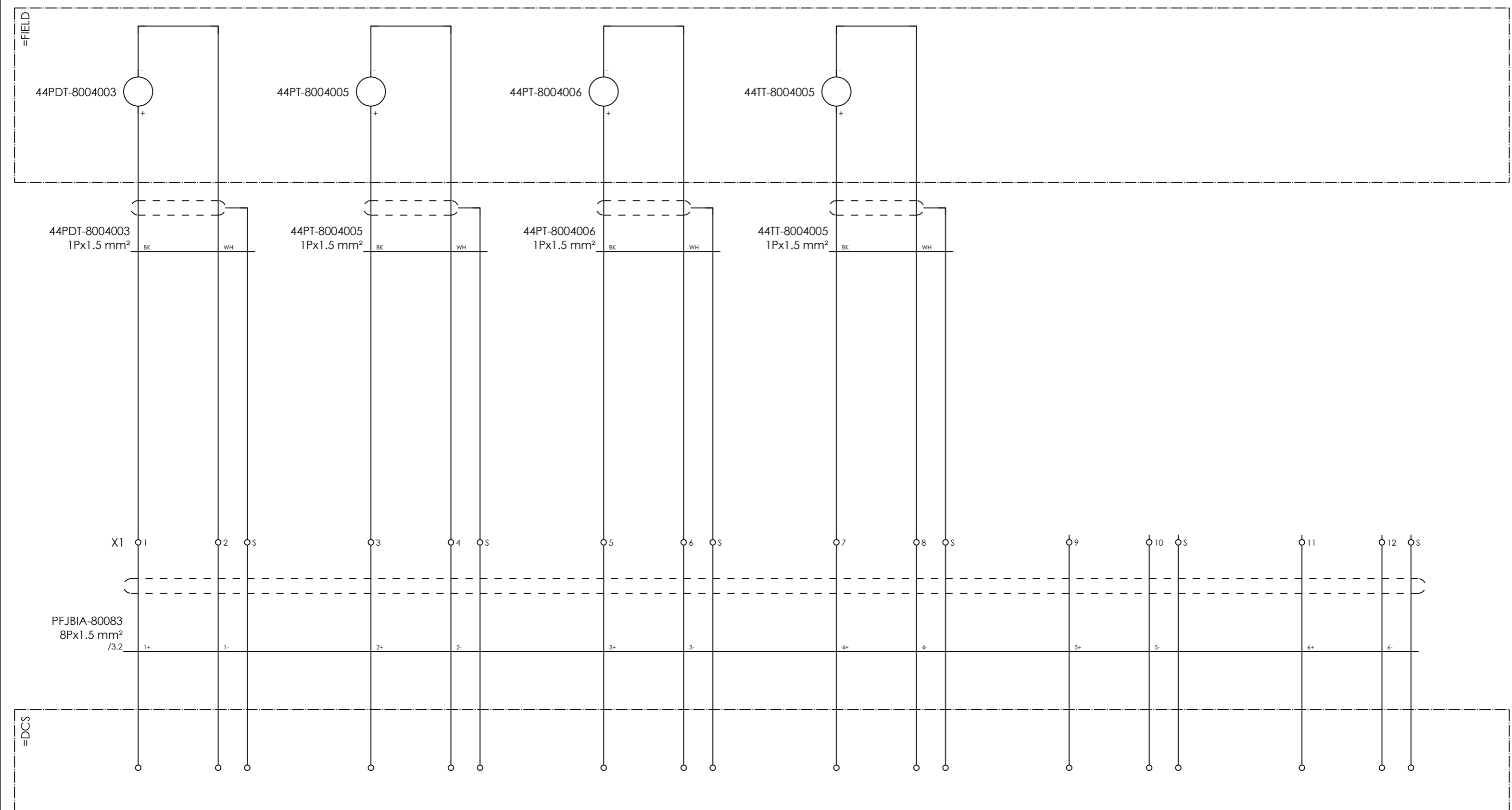
ANALOG JUNCTION BOX

TERMINAL STRIP DEFINITION

X1 = CONNECTION TRANSMITTERS



CLIENT DWG NO.	3944-VD-0171-DYP-RE-400-DIA-0002	SUBJECT		DRAWN BY	RTR	= 44C-80002A
EQUIPMENT NO.	Various	TERMINAL STRIP DEFINITION		CHECKED BY	RBE	+ PFJBIA-80083
EQUIPMENT LOCATION	Iran, Onshore	ADAPTED TO P&ID REVISION	07	LAST MODIFICATION DATE	13-Aug-25	CURRENT PAGE
THIS DRAWING IS OWNED BY AIRPACK, AND SHALL NOT BE PRINTED OR COPIED IN ANY OTHER WAY THAN WITH AIRPACKS PERMISSION!		CLIENT	Arya Sasol Polymer Company	AIRPACK DWG NO.	23383-05	
		CLIENT REF.	ASPC Project	REVISION	05	
		AIRPACK REF.	23383-05 Wiring Diagram	TOTAL PAGE AMOUNT	51	

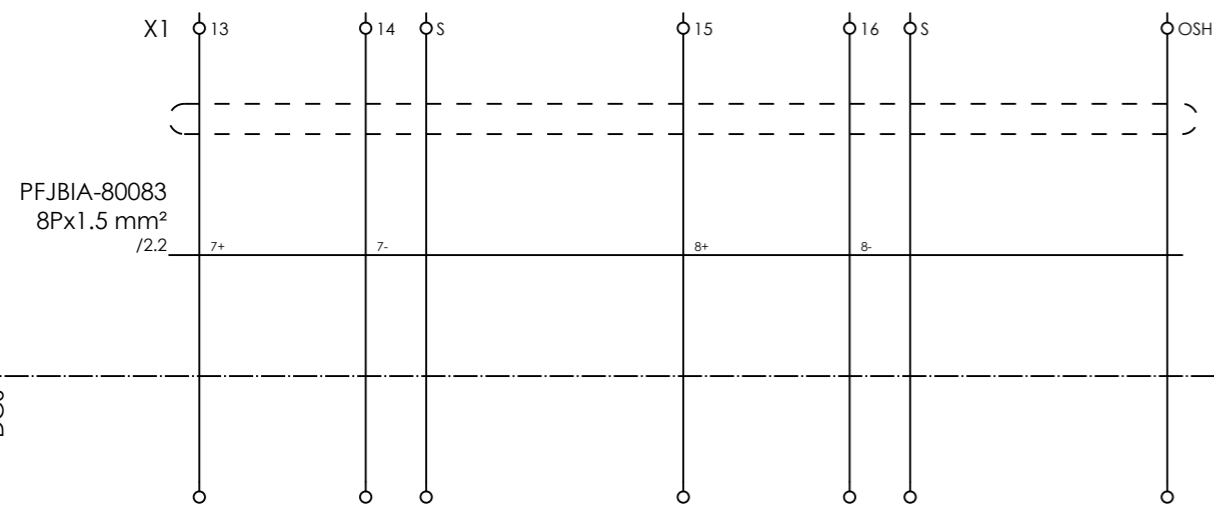


INLET DIFFERENTIAL PRESSURE TRANSMITTER INLET PRESSURE TRANSMITTER DISCHARGE PRESSURE TRANSMITTER DISCHARGE TEMPERATURE TRANSMITTER SPARE SPARE



CLIENT DWG NO.	3944-VD-0171-DYP-RE-400-DIA-0002	SUBJECT	TRANSMITTERS	DRAWN BY	RTR	= 44C-80002A
EQUIPMENT NO.	Various	ADAPTED TO P&ID REVISION	07	CHECKED BY	RBE	+ PFJBIA-80083
EQUIPMENT LOCATION	Iran, Onshore	CLIENT	Arya Sasol Polymer Company	LAST MODIFICATION DATE	13-Aug-25	CURRENT PAGE
THIS DRAWING IS OWNED BY AIRPACK, AND SHALL NOT BE PRINTED OR COPIED IN ANY OTHER WAY THAN WITH AIRPACKS PERMISSION!		CLIENT REF.	ASPC Project	AIRPACK DWG NO.	23383-05	
		AIRPACK REF.	23383-05 Wiring Diagram	REVISION	05	
				TOTAL PAGE AMOUNT	52	

=FIELD



=DCS



SPARE

SPARE



CLIENT DWG NO.	3944-VD-0171-DYP-RE-400-DIA-0002
EQUIPMENT NO.	Various
EQUIPMENT LOCATION	Iran, Onshore
THIS DRAWING IS OWNED BY AIRPACK, AND SHALL NOT BE PRINTED OR COPIED IN ANY OTHER WAY THAN WITH AIRPACKS PERMISSION!	

SUBJECT TRANSMITTERS	
ADAPTED TO P&ID REVISION	07
CLIENT	Arya Sasol Polymer Company
CLIENT REF.	ASPC Project
AIRPACK REF.	23383-05 Wiring Diagram

DRAWN BY	RTR	= 44C-80002A
CHECKED BY	RBE	+ PFJBIA-80083
LAST MODIFICATION DATE	13-Aug-25	CURRENT PAGE
AIRPACK DWG NO.	23383-05	
REVISION	05	
TOTAL PAGE AMOUNT	53	

44LCP-8004041

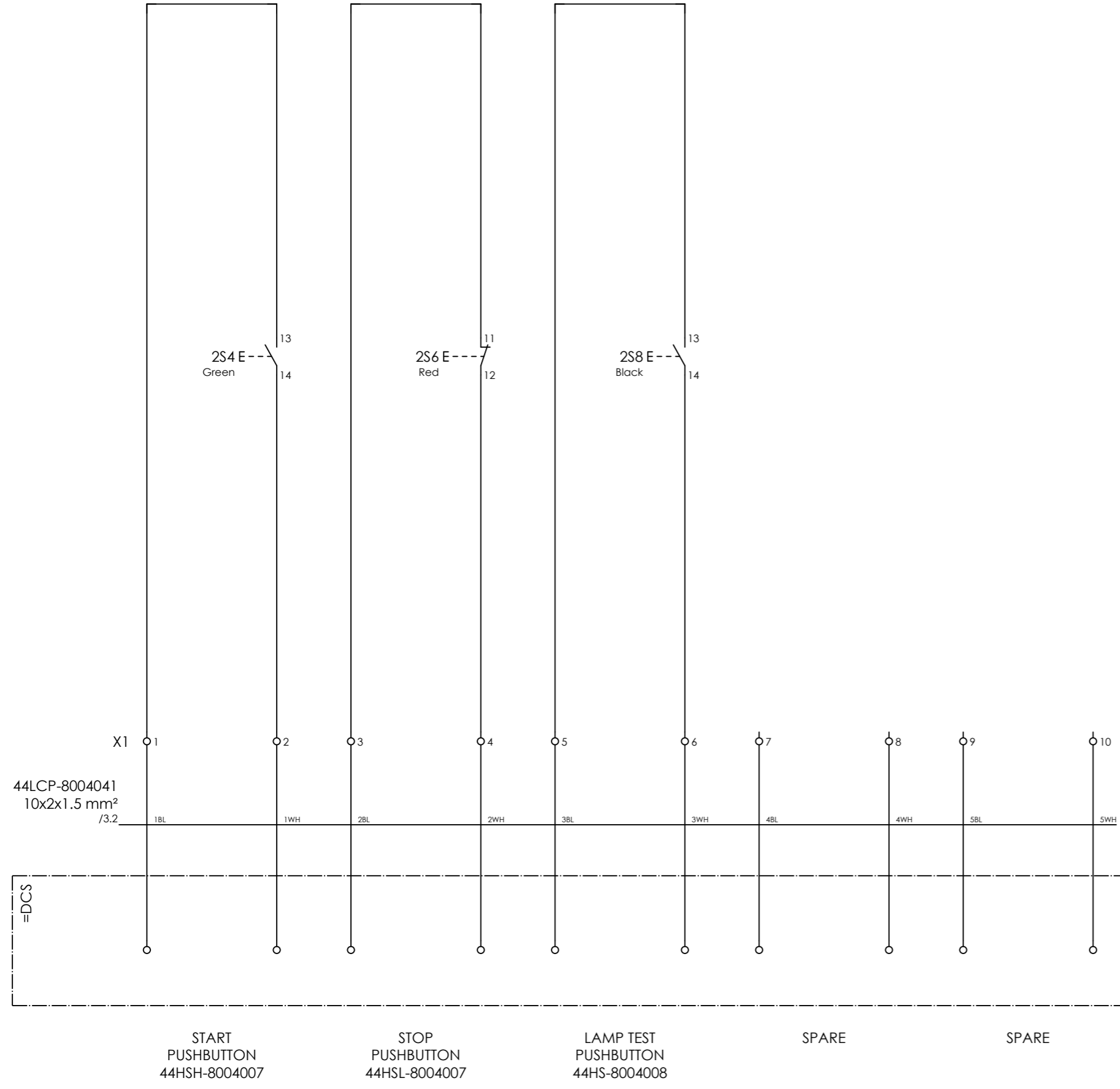
LOCAL PUSHBUTTON STATION

TERMINAL STRIP DEFINITION

X1 = CONNECTION PUSHBUTTONS & LAMPS



CLIENT DWG NO.	3944-VD-0171-DYP-RE-400-DIA-0002	SUBJECT	TERMINAL STRIP DEFINITION	DRAWN BY	RTR	= 44C-80002B
EQUIPMENT NO.	Various	ADAPTED TO P&ID REVISION	07	CHECKED BY	RBE	+ 44LCP-8004041
EQUIPMENT LOCATION	Iran, Onshore	CLIENT	Arya Sasol Polymer Company	LAST MODIFICATION DATE	13-Aug-25	CURRENT PAGE
THIS DRAWING IS OWNED BY AIRPACK, AND SHALL NOT BE PRINTED OR COPIED IN ANY OTHER WAY THAN WITH AIRPACKS PERMISSION!		CLIENT REF.	ASPC Project	AIRPACK DWG NO.	23383-05	
		AIRPACK REF.	23383-05 Wiring Diagram	REVISION	05	
		TOTAL PAGE AMOUNT	55			



44LCP-8004041
10x2x1.5 mm²
/3.2

=DCS

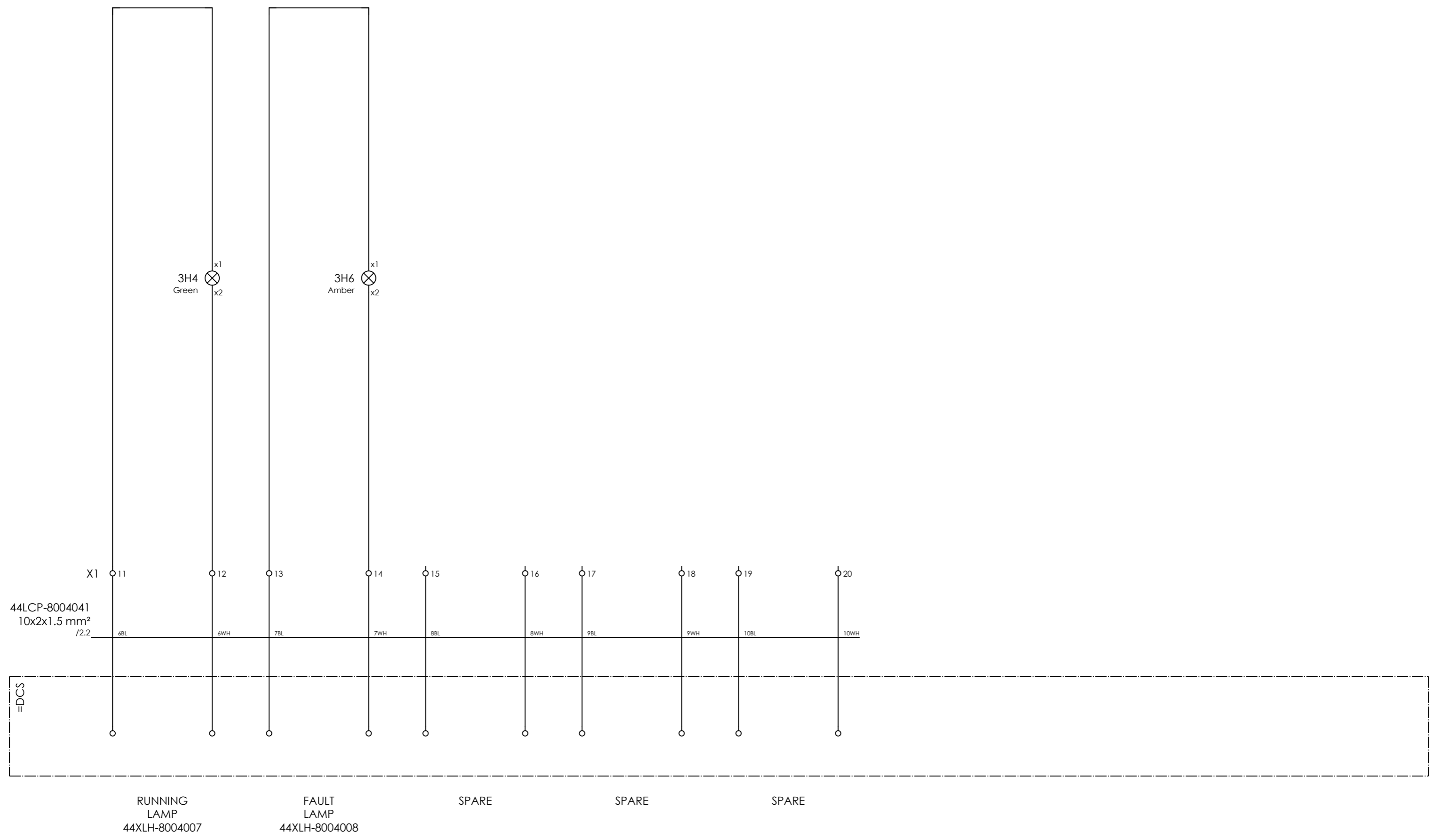


CLIENT DWG NO.	3944-VD-0171-DYP-RE-400-DIA-0002
EQUIPMENT NO.	Various
EQUIPMENT LOCATION	Iran, Onshore
THIS DRAWING IS OWNED BY AIRPACK, AND SHALL NOT BE PRINTED OR COPIED IN ANY OTHER WAY THAN WITH AIRPACKS PERMISSION!	

SUBJECT PUSHBUTTONS	
ADAPTED TO P&ID REVISION	07
CLIENT	Arya Sasol Polymer Company
CLIENT REF.	ASPC Project
AIRPACK REF.	23383-05 Wiring Diagram

DRAWN BY	RTR
CHECKED BY	RBE
LAST MODIFICATION DATE	13-Aug-25
AIRPACK DWG NO.	23383-05
REVISION	05
TOTAL PAGE AMOUNT	56

= 44C-80002B
+ 44LCP-8004041
CURRENT PAGE



CLIENT DWG NO.	3944-VD-0171-DYP-RE-400-DIA-0002
EQUIPMENT NO.	Various
EQUIPMENT LOCATION	Iran, Onshore

SUBJECT LAMPS	
ADAPTED TO P&ID REVISION	07
CLIENT	Arya Sasol Polymer Company
CLIENT REF.	ASPC Project
AIRPACK REF.	23383-05 Wiring Diagram

DRAWN BY	RTR
CHECKED BY	RBE
LAST MODIFICATION DATE	13-Aug-25
AIRPACK DWG NO.	23383-05
REVISION	05
TOTAL PAGE AMOUNT	57

= 44C-80002B
+ 44LCP-800401
CURRENT PAGE

Terminal diagram

Cable name		Strip =44C-80002B+44LCP-8004041-X1 CONNECTION PUSHBUTTONS & LAMPS										Cable name									
Terminal	Connection point	Jumper	Target designation	Terminal	Connection point	Jumper	Target designation	Terminal	Connection point	Jumper	Target designation	Terminal	Connection point	Jumper	Target designation	Terminal	Connection point	Jumper	Target designation		
1		.	-2S4	1		.		1		.		1BL		.		1		.			
2		.	-2S4	2		.		2		.		1WH		.		2		.			
3		.	-2S6	3		.		3		.		2BL		.		3		.			
4		.	-2S6	4		.		4		.		2WH		.		4		.			
5		.	-2S8	5		.		5		.		3BL		.		5		.			
6		.	-2S8	6		.		6		.		3WH		.		6		.			
7		.		7		.		7		.		4BL		.		7		.			
8		.		8		.		8		.		4WH		.		8		.			
9		.		9		.		9		.		5BL		.		9		.			
10		.		10		.		10		.		5WH		.		10		.			
11	x1	.	-3H4	11	x1	.		11	x1	.		6BL		.		11	x1	.			
12	x2	.	-3H4	12	x2	.		12	x2	.		6WH		.		12	x2	.			
13	x1	.	-3H6	13	x1	.		13	x1	.		7BL		.		13	x1	.			
14	x2	.	-3H6	14	x2	.		14	x2	.		7WH		.		14	x2	.			
15		.		15		.		15		.		8BL		.		15		.			
16		.		16		.		16		.		8WH		.		16		.			
17		.		17		.		17		.		9BL		.		17		.			
18		.		18		.		18		.		9WH		.		18		.			
19		.		19		.		19		.		10BL		.		19		.			
20		.		20		.		20		.		10WH		.		20		.			



CLIENT DWG NO. 3944-VD-0171-DYP-RE-400-DIA-0002
 EQUIPMENT NO. Various
 EQUIPMENT LOCATION Iran, Onshore
 THIS DRAWING IS OWNED BY AIRPACK, AND SHALL NOT BE PRINTED OR COPIED IN ANY OTHER WAY THAN WITH AIRPACKS PERMISSION!

SUBJECT Terminal diagram =44C-80002B+44LCP-8004041-X1
 ADAPTED TO P&ID REVISION 07
 CLIENT Arya Sasol Polymer Company
 CLIENT REF. ASPC Project
 AIRPACK REF. 23383-05 Wiring Diagram

DRAWN BY RTR
 CHECKED BY RBE
 LAST MODIFICATION DATE 13-Aug-25
 AIRPACK DWG NO. 23383-05
 REVISION 05
 TOTAL PAGE AMOUNT 58


= 44C-80002B
 + 44LCP-8004041
 CURRENT PAGE

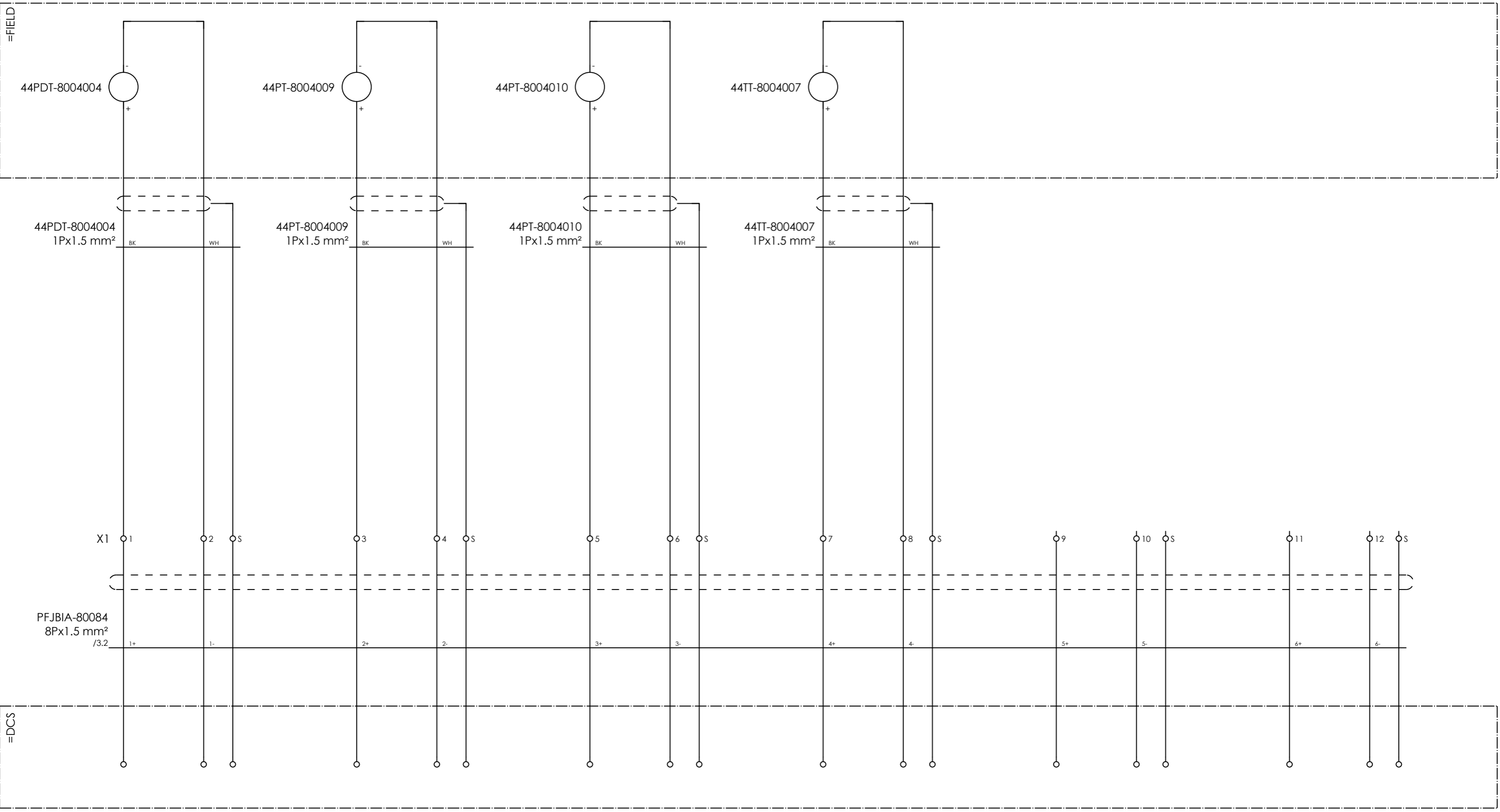
PFJBIA-80084

ANALOG JUNCTION BOX

TERMINAL STRIP DEFINITION

X1 = CONNECTION TRANSMITTERS

	CLIENT DWG NO.	3944-VD-0171-DYP-RE-400-DIA-0002	SUBJECT		DRAWN BY	RTR	= 44C-80002B	
	EQUIPMENT NO.	Various	TERMINAL STRIP DEFINITION		CHECKED BY	RBE	+ PFJBIA-80084	
	EQUIPMENT LOCATION	Iran, Onshore	ADAPTED TO P&ID REVISION	07	LAST MODIFICATION DATE	13-Aug-25	CURRENT PAGE	
	THIS DRAWING IS OWNED BY AIRPACK, AND SHALL NOT BE PRINTED OR COPIED IN ANY OTHER WAY THAN WITH AIRPACKS PERMISSION!		CLIENT	Arya Sasol Polymer Company		AIRPACK DWG NO.	23383-05	
			CLIENT REF.	ASPC Project		REVISION	05	
		AIRPACK REF.	23383-05 Wiring Diagram		TOTAL PAGE AMOUNT	59		



INLET
DIFFERENTIAL
PRESSURE
TRANSMITTER

INLET
PRESSURE
TRANSMITTER

DISCHARGE
PRESSURE
TRANSMITTER

DISCHARGE
TEMPERATURE
TRANSMITTER

SPARE

SPARE



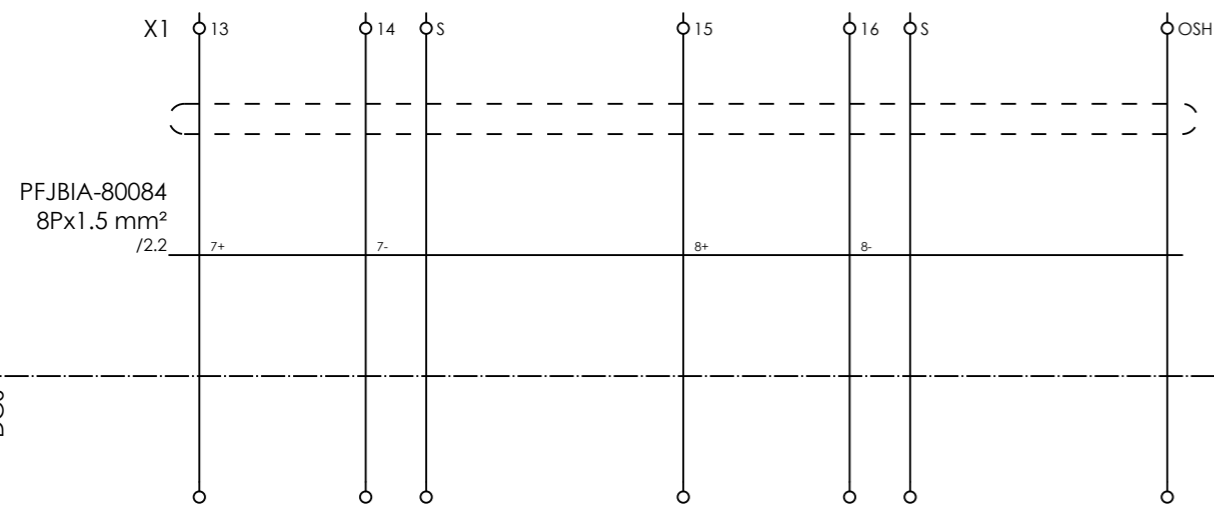
CLIENT DWG NO.	3944-VD-0171-DYP-RE-400-DIA-0002
EQUIPMENT NO.	Various
EQUIPMENT LOCATION	Iran, Onshore

THIS DRAWING IS OWNED BY AIRPACK, AND SHALL NOT BE PRINTED OR COPIED IN ANY OTHER WAY THAN WITH AIRPACKS PERMISSION!

SUBJECT TRANSMITTERS	
ADAPTED TO P&ID REVISION	07
CLIENT	Arya Sasol Polymer Company
CLIENT REF.	ASPC Project
AIRPACK REF.	23383-05 Wiring Diagram

DRAWN BY	RTR	= 44C-80002B
CHECKED BY	RBE	+ PFJBIA-80084
LAST MODIFICATION DATE	13-Aug-25	CURRENT PAGE
AIRPACK DWG NO.	23383-05	
REVISION	05	
TOTAL PAGE AMOUNT	60	

=FIELD



=DCS



SPARE

SPARE



CLIENT DWG NO.	3944-VD-0171-DYP-RE-400-DIA-0002
EQUIPMENT NO.	Various
EQUIPMENT LOCATION	Iran, Onshore

THIS DRAWING IS OWNED BY AIRPACK, AND SHALL NOT BE PRINTED OR COPIED IN ANY OTHER WAY THAN WITH AIRPACKS PERMISSION!

SUBJECT TRANSMITTERS	
ADAPTED TO P&ID REVISION	07
CLIENT	Arya Sasol Polymer Company
CLIENT REF.	ASPC Project
AIRPACK REF.	23383-05 Wiring Diagram

DRAWN BY	RTR
CHECKED BY	RBE
LAST MODIFICATION DATE	13-Aug-25
AIRPACK DWG NO.	23383-05
REVISION	05
TOTAL PAGE AMOUNT	61

= 44C-80002B
+ PFJBIA-80084
CURRENT PAGE

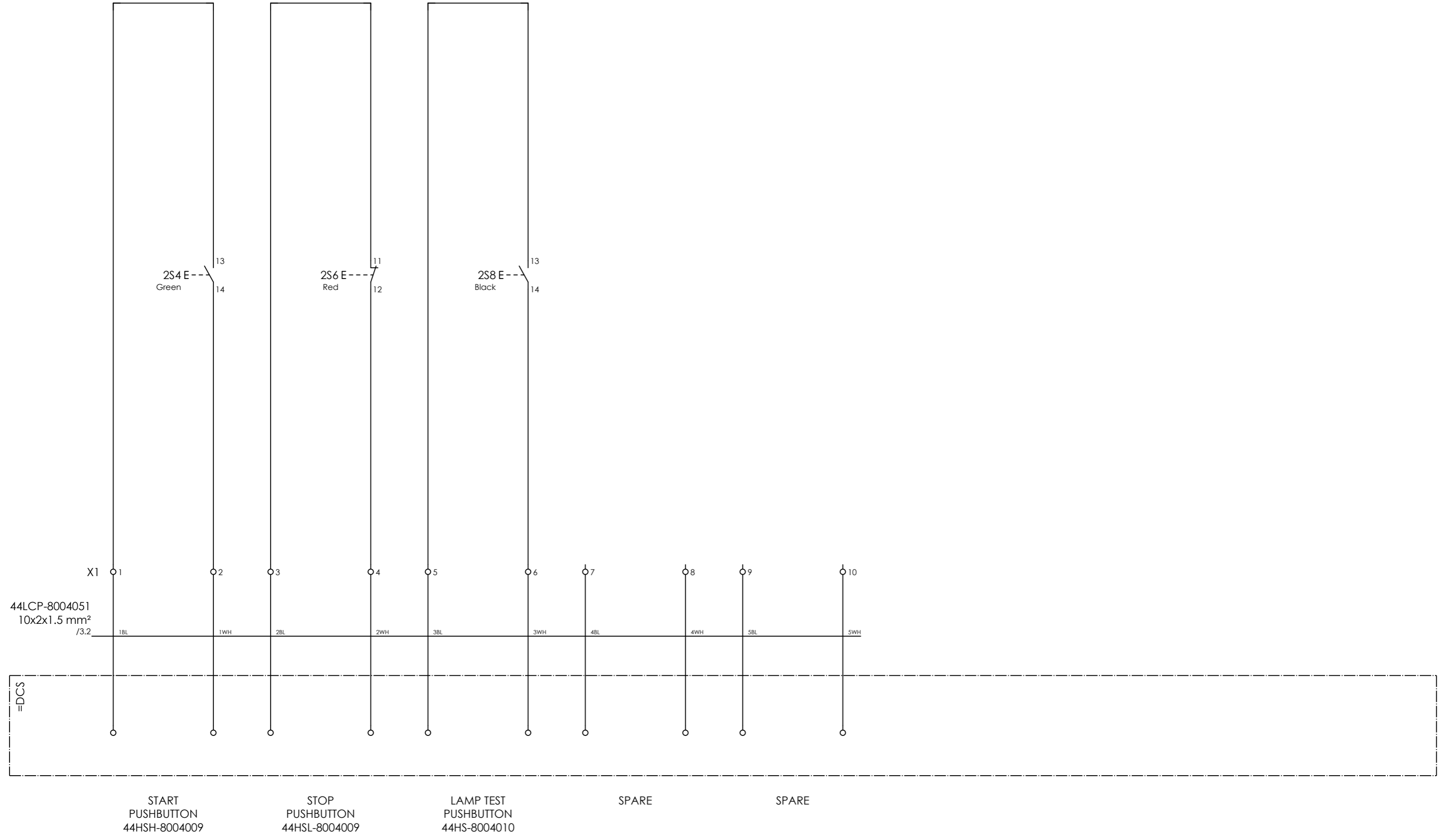
44LCP-8004051 LOCAL PUSHBUTTON STATION

TERMINAL STRIP DEFINITION

X1 = CONNECTION PUSHBUTTONS & LAMPS



CLIENT DWG NO.	3944-VD-0171-DYP-RE-400-DIA-0002	SUBJECT		DRAWN BY	RTR	= 44C-80004A
EQUIPMENT NO.	Various	TERMINAL STRIP DEFINITION		CHECKED BY	RBE	+ 44LCP-8004051
EQUIPMENT LOCATION	Iran, Onshore	ADAPTED TO P&ID REVISION	07	LAST MODIFICATION DATE	13-Aug-25	CURRENT PAGE
THIS DRAWING IS OWNED BY AIRPACK, AND SHALL NOT BE PRINTED OR COPIED IN ANY OTHER WAY THAN WITH AIRPACKS PERMISSION!		CLIENT	Arya Sasol Polymer Company	AIRPACK DWG NO.	23383-05	
		CLIENT REF.	ASPC Project	REVISION	05	
		AIRPACK REF.	23383-05 Wiring Diagram	TOTAL PAGE AMOUNT	63	

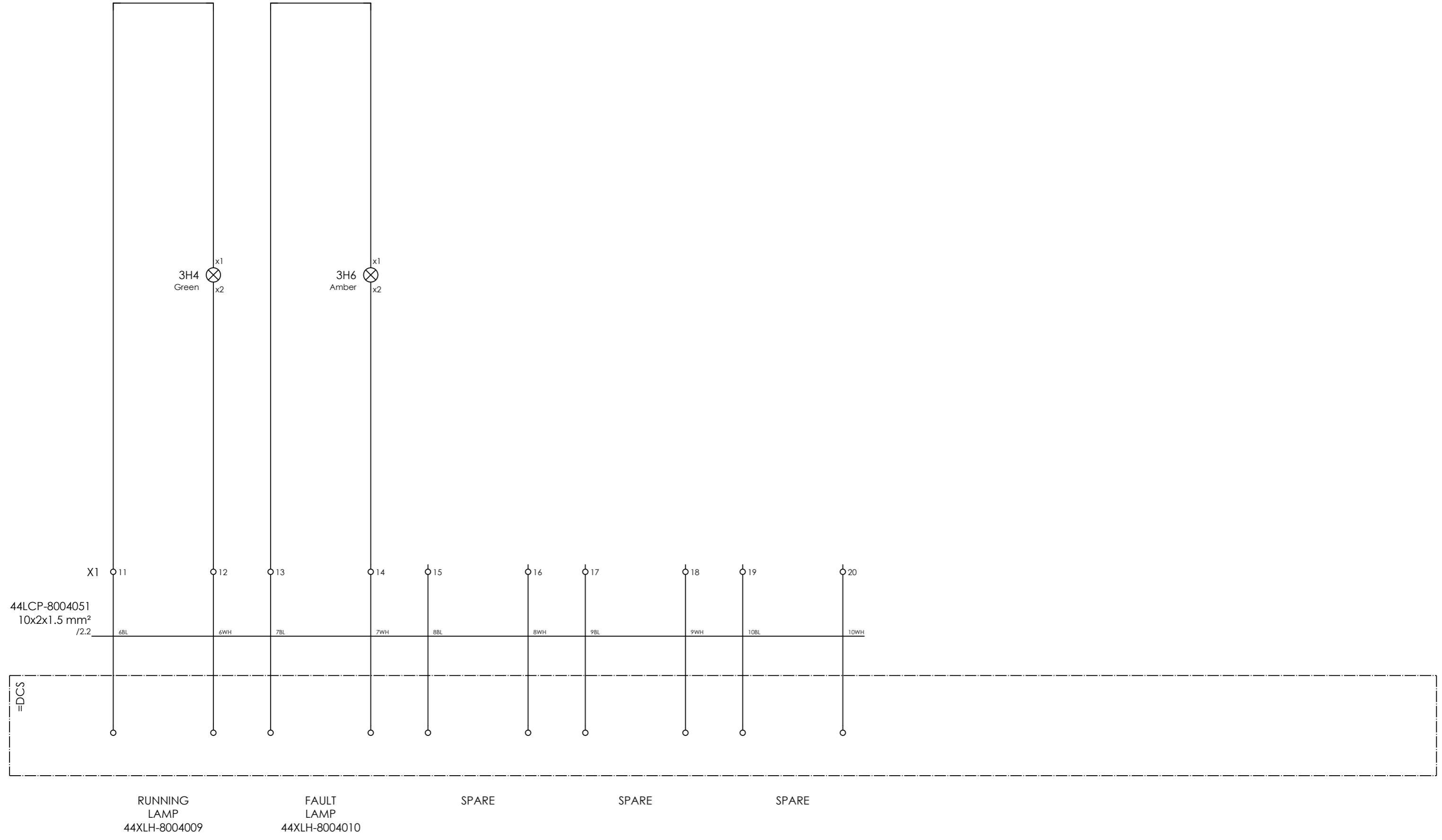


CLIENT DWG NO.	3944-VD-0171-DYP-RE-400-DIA-0002
EQUIPMENT NO.	Various
EQUIPMENT LOCATION	Iran, Onshore

SUBJECT PUSHBUTTONS	
ADAPTED TO P&ID REVISION	07
CLIENT	Arya Sasol Polymer Company
CLIENT REF.	ASPC Project
AIRPACK REF.	23383-05 Wiring Diagram

DRAWN BY	RTR
CHECKED BY	RBE
LAST MODIFICATION DATE	13-Aug-25
AIRPACK DWG NO.	23383-05
REVISION	05
TOTAL PAGE AMOUNT	64

= 44C-80004A
+ 44LCP-8004051
CURRENT PAGE



CLIENT DWG NO.	3944-VD-0171-DYP-RE-400-DIA-0002	SUBJECT LAMPS	
EQUIPMENT NO.	Various	ADAPTED TO P&ID REVISION	07
EQUIPMENT LOCATION	Iran, Onshore	CLIENT	Arya Sasol Polymer Company
THIS DRAWING IS OWNED BY AIRPACK, AND SHALL NOT BE PRINTED OR COPIED IN ANY OTHER WAY THAN WITH AIRPACKS PERMISSION!		CLIENT REF.	ASPC Project
		AIRPACK REF.	23383-05 Wiring Diagram

DRAWN BY	RTR	= 44C-80004A
CHECKED BY	RBE	+ 44LCP-8004051
LAST MODIFICATION DATE	13-Aug-25	CURRENT PAGE
AIRPACK DWG NO.	23383-05	
REVISION	05	
TOTAL PAGE AMOUNT	65	

Terminal diagram

Cable name		Strip =44C-80004A+44LCP-8004051-X1 CONNECTION PUSHBUTTONS & LAMPS										Cable name			
Terminal	Connection point	Jumper	Target designation	Connection point	Terminal	Jumper	Target designation	Connection point	Terminal	Connection point	Jumper	Target designation	Connection point	Terminal	Connection point
1		.	-2S4	13	1	.			1BL						
2		.	-2S4	14	2	.			1WH						
3		.	-2S6	11	3	.			2BL						
4		.	-2S6	12	4	.			2WH						
5		.	-2S8	13	5	.			3BL						
6		.	-2S8	14	6	.			3WH						
7		.			7	.			4BL						
8		.			8	.			4WH						
9		.			9	.			5BL						
10		.			10	.			5WH						
11		.	-3H4	x1	11	.			6BL						
12		.	-3H4	x2	12	.			6WH						
13		.	-3H6	x1	13	.			7BL						
14		.	-3H6	x2	14	.			7WH						
15		.			15	.			8BL						
16		.			16	.			8WH						
17		.			17	.			9BL						
18		.			18	.			9WH						
19		.			19	.			10BL						
20		.			20	.			10WH						



CLIENT DWG NO. 3944-VD-0171-DYP-RE-400-DIA-0002
 EQUIPMENT NO. Various
 EQUIPMENT LOCATION Iran, Onshore
 THIS DRAWING IS OWNED BY AIRPACK, AND SHALL NOT BE PRINTED OR COPIED IN ANY OTHER WAY THAN WITH AIRPACKS PERMISSION!

SUBJECT Terminal diagram =44C-80004A+44LCP-8004051-X1
 ADAPTED TO P&ID REVISION 07
 CLIENT Arya Sasol Polymer Company
 CLIENT REF. ASPC Project
 AIRPACK REF. 23383-05 Wiring Diagram

DRAWN BY RTR
 CHECKED BY RBE
 LAST MODIFICATION DATE 13-Aug-25
 AIRPACK DWG NO. 23383-05
 REVISION 05
 TOTAL PAGE AMOUNT 66

= 44C-80004A
 + 44LCP-8004051
 CURRENT PAGE

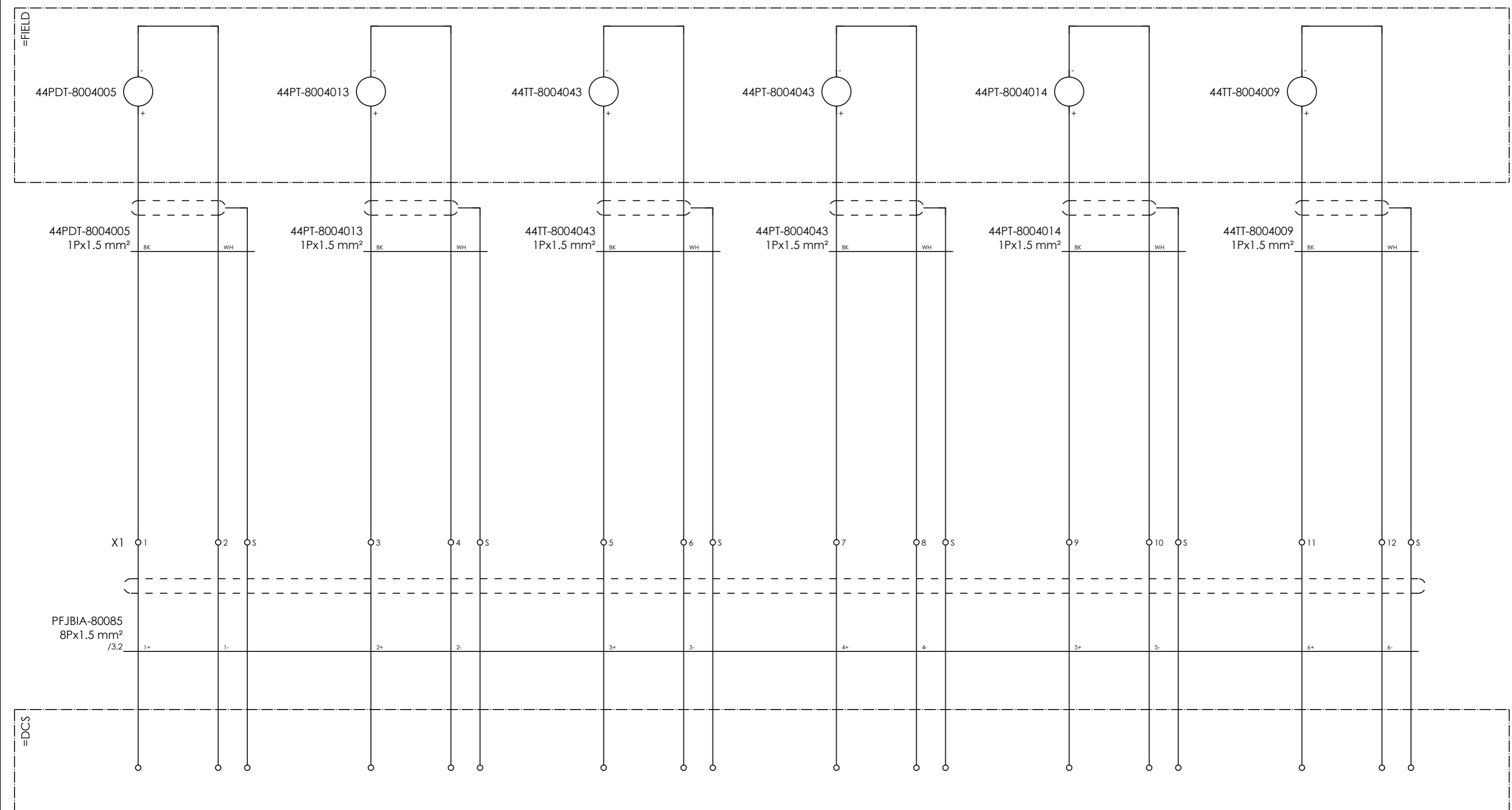
PFJBIA-80085 ANALOG JUNCTION BOX

TERMINAL STRIP DEFINITION

X1 = CONNECTION TRANSMITTERS



CLIENT DWG NO.	3944-VD-0171-DYP-RE-400-DIA-0002	SUBJECT	TERMINAL STRIP DEFINITION	DRAWN BY	RTR	= 44C-80004A
EQUIPMENT NO.	Various	ADAPTED TO P&ID REVISION	07	CHECKED BY	RBE	+ PFJBIA-80085
EQUIPMENT LOCATION	Iran, Onshore	CLIENT	Arya Sasol Polymer Company	LAST MODIFICATION DATE	13-Aug-25	CURRENT PAGE
THIS DRAWING IS OWNED BY AIRPACK, AND SHALL NOT BE PRINTED OR COPIED IN ANY OTHER WAY THAN WITH AIRPACKS PERMISSION!		CLIENT REF.	ASPC Project	AIRPACK DWG NO.	23383-05	
		AIRPACK REF.	23383-05 Wiring Diagram	REVISION	05	
		TOTAL PAGE AMOUNT	67			

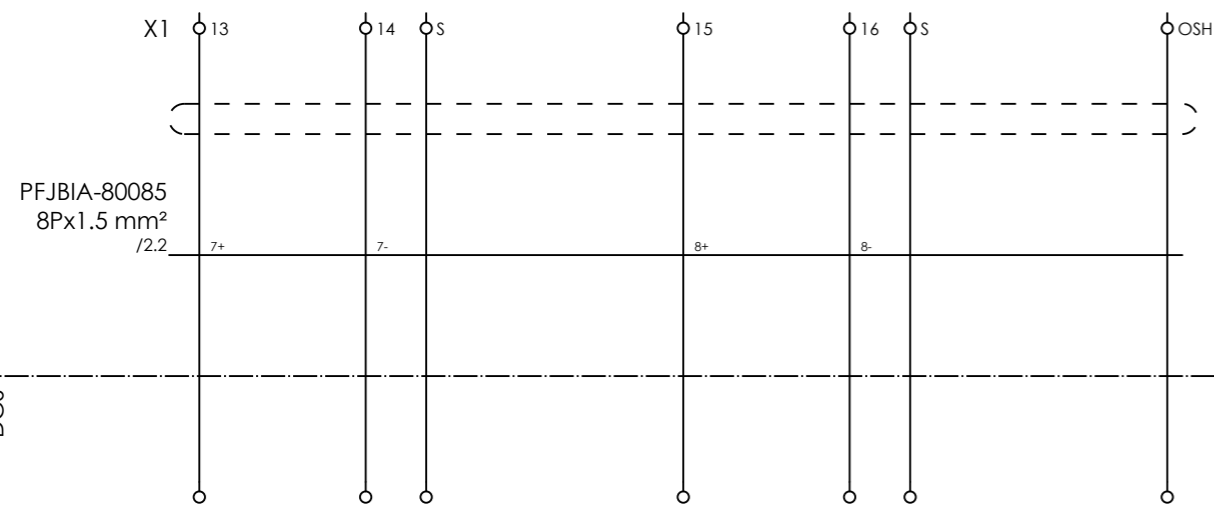



INLET DIFFERENTIAL PRESSURE TRANSMITTER INLET PRESSURE TRANSMITTER OIL PRESSURE TRANSMITTER OIL TEMPERATURE TRANSMITTER DISCHARGE PRESSURE TRANSMITTER DISCHARGE TEMPERATURE TRANSMITTER



CLIENT DWG NO.	3944-VD-0171-DYP-RE-400-DIA-0002	SUBJECT	TRANSMITTERS	DRAWN BY	RTR	= 44C-80004A
EQUIPMENT NO.	Various	ADAPTED TO P&ID REVISION	07	CHECKED BY	RBE	+ PFJBIA-80085
EQUIPMENT LOCATION	Iran, Onshore	CLIENT	Arya Sasol Polymer Company	LAST MODIFICATION DATE	13-Aug-25	CURRENT PAGE
THIS DRAWING IS OWNED BY AIRPACK, AND SHALL NOT BE PRINTED OR COPIED IN ANY OTHER WAY THAN WITH AIRPACKS PERMISSION!		CLIENT REF.	ASPC Project	AIRPACK DWG NO.	23383-05	
		AIRPACK REF.	23383-05 Wiring Diagram	REVISION	05	
				TOTAL PAGE AMOUNT	68	

=FIELD



=DCS



SPARE

SPARE



CLIENT DWG NO.	3944-VD-0171-DYP-RE-400-DIA-0002
EQUIPMENT NO.	Various
EQUIPMENT LOCATION	Iran, Onshore
THIS DRAWING IS OWNED BY AIRPACK, AND SHALL NOT BE PRINTED OR COPIED IN ANY OTHER WAY THAN WITH AIRPACKS PERMISSION!	

SUBJECT TRANSMITTERS	
ADAPTED TO P&ID REVISION	07
CLIENT	Arya Sasol Polymer Company
CLIENT REF.	ASPC Project
AIRPACK REF.	23383-05 Wiring Diagram

DRAWN BY	RTR
CHECKED BY	RBE
LAST MODIFICATION DATE	13-Aug-25
AIRPACK DWG NO.	23383-05
REVISION	05
TOTAL PAGE AMOUNT	69

= 44C-80004A
+ PFJBIA-80085
CURRENT PAGE

Terminal diagram

Cable name	-44PT-8004013		1Px1.5 mm²		S																		
Strip =44C-80004A+PFJBIA-80085-X1 CONNECTION TRANSMITTERS	Connection point																						
	Target designation																						
	Jumper				.																		
	Terminal				S																		
	Connection point																						
	Target designation																						
Cable name	-PFJBIA-80085		8Px1.5 mm²		S																		



CLIENT DWG NO. 3944-VD-0171-DYP-RE-400-DIA-0002
 EQUIPMENT NO. Various
 EQUIPMENT LOCATION Iran, Onshore

THIS DRAWING IS OWNED BY AIRPACK, AND SHALL NOT BE PRINTED OR COPIED IN ANY OTHER WAY THAN WITH AIRPACKS PERMISSION!

SUBJECT Terminal diagram =44C-80004A+PFJBIA-80085-X1
 ADAPTED TO P&ID REVISION 07
 CLIENT Arya Sasol Polymer Company
 CLIENT REF. ASPC Project
 AIRPACK REF. 23383-05 Wiring Diagram

DRAWN BY RTR
 CHECKED BY RBE
 LAST MODIFICATION DATE 13-Aug-25
 AIRPACK DWG NO. 23383-05
 REVISION 05
 TOTAL PAGE AMOUNT 72


= 44C-80004A
 + PFJBIA-80085
 CURRENT PAGE

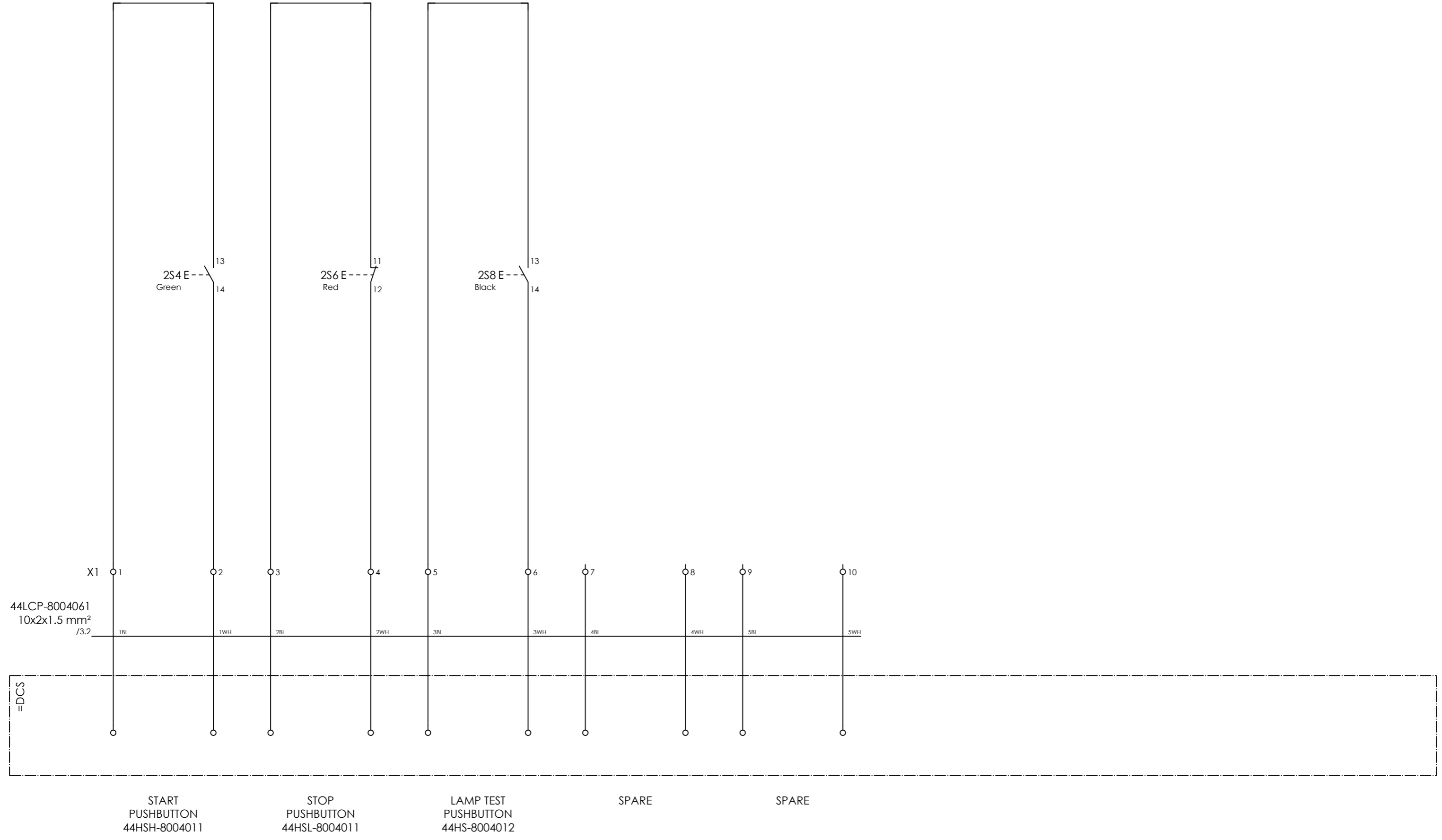
44LCP-8004061

LOCAL PUSHBUTTON STATION

TERMINAL STRIP DEFINITION

X1 = CONNECTION PUSHBUTTONS & LAMPS

	CLIENT DWG NO.	3944-VD-0171-DYP-RE-400-DIA-0002	SUBJECT		DRAWN BY	RTR	= 44C-80004B	
	EQUIPMENT NO.	Various	TERMINAL STRIP DEFINITION		CHECKED BY	RBE	+ 44LCP-8004061	
	EQUIPMENT LOCATION	Iran, Onshore	ADAPTED TO P&ID REVISION	07	LAST MODIFICATION DATE	13-Aug-25	CURRENT PAGE	
	THIS DRAWING IS OWNED BY AIRPACK, AND SHALL NOT BE PRINTED OR COPIED IN ANY OTHER WAY THAN WITH AIRPACKS PERMISSION!		CLIENT	Arya Sasol Polymer Company		AIRPACK DWG NO.	23383-05	
			CLIENT REF.	ASPC Project		REVISION	05	
		AIRPACK REF.	23383-05 Wiring Diagram		TOTAL PAGE AMOUNT	73		

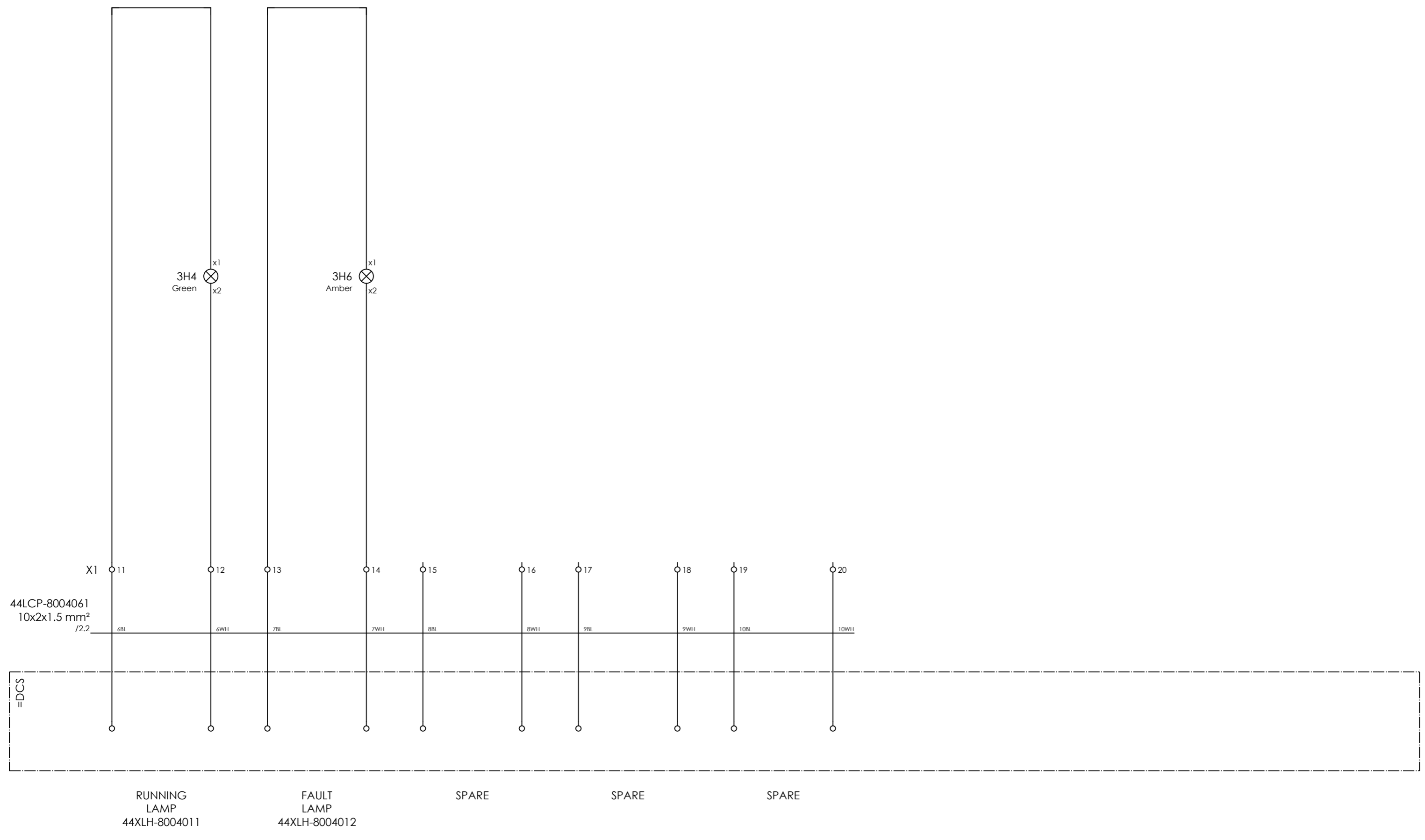


CLIENT DWG NO.	3944-VD-0171-DYP-RE-400-DIA-0002
EQUIPMENT NO.	Various
EQUIPMENT LOCATION	Iran, Onshore

SUBJECT PUSHBUTTONS	
ADAPTED TO P&ID REVISION	07
CLIENT	Arya Sasol Polymer Company
CLIENT REF.	ASPC Project
AIRPACK REF.	23383-05 Wiring Diagram

DRAWN BY	RTR
CHECKED BY	RBE
LAST MODIFICATION DATE	13-Aug-25
AIRPACK DWG NO.	23383-05
REVISION	05
TOTAL PAGE AMOUNT	74

= 44C-80004B
+ 44LCP-8004061
CURRENT PAGE



CLIENT DWG NO.	3944-VD-0171-DYP-RE-400-DIA-0002
EQUIPMENT NO.	Various
EQUIPMENT LOCATION	Iran, Onshore

THIS DRAWING IS OWNED BY AIRPACK, AND SHALL NOT BE PRINTED OR COPIED IN ANY OTHER WAY THAN WITH AIRPACKS PERMISSION!

SUBJECT LAMPS	
ADAPTED TO P&ID REVISION	07
CLIENT	Arya Sasol Polymer Company
CLIENT REF.	ASPC Project
AIRPACK REF.	23383-05 Wiring Diagram

DRAWN BY	RTR
CHECKED BY	RBE
LAST MODIFICATION DATE	13-Aug-25
AIRPACK DWG NO.	23383-05
REVISION	05
TOTAL PAGE AMOUNT	75

= 44C-80004B
+ 44LCP-8004061
CURRENT PAGE

PFJBIA-80086

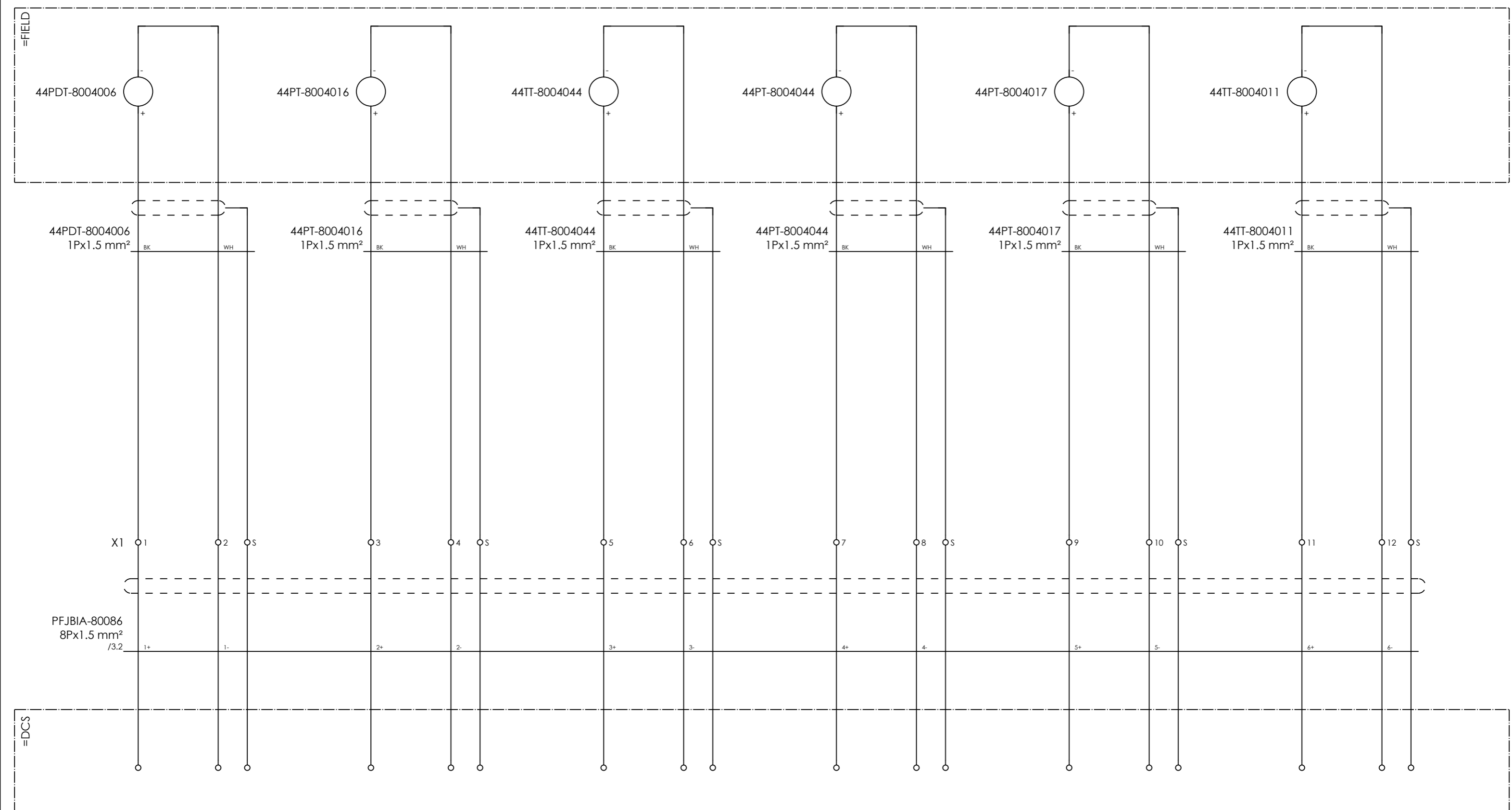
ANALOG JUNCTION BOX

TERMINAL STRIP DEFINITION

X1 = CONNECTION TRANSMITTERS



CLIENT DWG NO.	3944-VD-0171-DYP-RE-400-DIA-0002	SUBJECT		DRAWN BY	RTR	= 44C-80004B
EQUIPMENT NO.	Various	TERMINAL STRIP DEFINITION		CHECKED BY	RBE	+ PFJBIA-80086
EQUIPMENT LOCATION	Iran, Onshore	ADAPTED TO P&ID REVISION	07	LAST MODIFICATION DATE	13-Aug-25	CURRENT PAGE
THIS DRAWING IS OWNED BY AIRPACK, AND SHALL NOT BE PRINTED OR COPIED IN ANY OTHER WAY THAN WITH AIRPACKS PERMISSION!		CLIENT	Arya Sasol Polymer Company	AIRPACK DWG NO.	23383-05	
		CLIENT REF.	ASPC Project	REVISION	05	
		AIRPACK REF.	23383-05 Wiring Diagram	TOTAL PAGE AMOUNT	77	

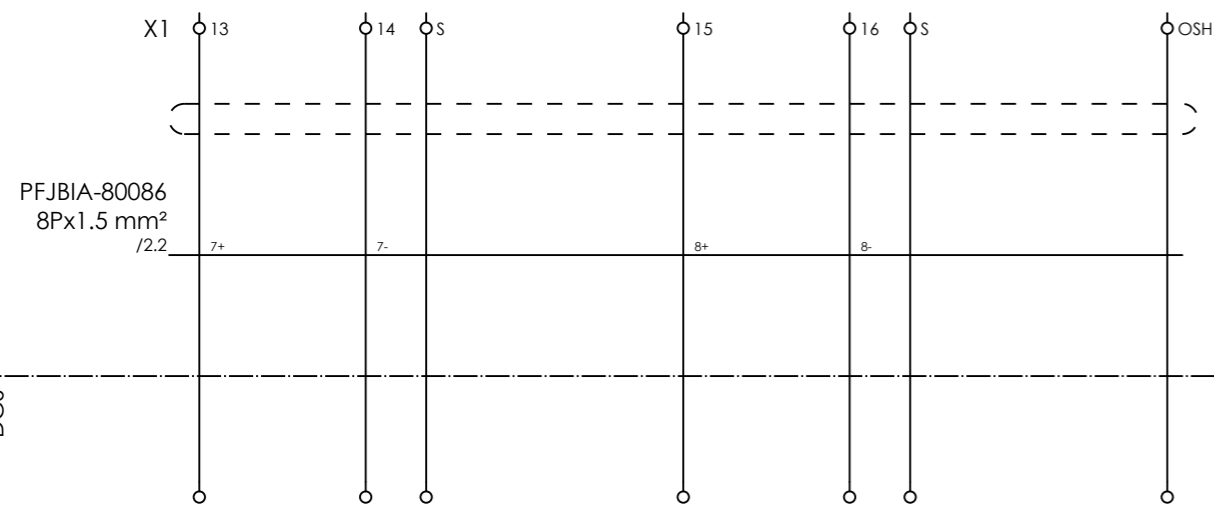


INLET DIFFERENTIAL PRESSURE TRANSMITTER INLET PRESSURE TRANSMITTER OIL PRESSURE TRANSMITTER OIL TEMPERATURE TRANSMITTER DISCHARGE PRESSURE TRANSMITTER DISCHARGE TEMPERATURE TRANSMITTER



CLIENT DWG NO.	3944-VD-0171-DYP-RE-400-DIA-0002	SUBJECT TRANSMITTERS		DRAWN BY	RTR	= 44C-80004B
EQUIPMENT NO.	Various	ADAPTED TO P&ID REVISION	07	CHECKED BY	RBE	+ PFJBIA-80086
EQUIPMENT LOCATION	Iran, Onshore	CLIENT	Arya Sasol Polymer Company	LAST MODIFICATION DATE	13-Aug-25	CURRENT PAGE
THIS DRAWING IS OWNED BY AIRPACK, AND SHALL NOT BE PRINTED OR COPIED IN ANY OTHER WAY THAN WITH AIRPACKS PERMISSION!		CLIENT REF.	ASPC Project	AIRPACK DWG NO.	23383-05	
		AIRPACK REF.	23383-05 Wiring Diagram	REVISION	05	
				TOTAL PAGE AMOUNT	78	

=FIELD



SPARE

SPARE



CLIENT DWG NO.	3944-VD-0171-DYP-RE-400-DIA-0002
EQUIPMENT NO.	Various
EQUIPMENT LOCATION	Iran, Onshore
THIS DRAWING IS OWNED BY AIRPACK, AND SHALL NOT BE PRINTED OR COPIED IN ANY OTHER WAY THAN WITH AIRPACKS PERMISSION!	

SUBJECT TRANSMITTERS	
ADAPTED TO P&ID REVISION	07
CLIENT	Arya Sasol Polymer Company
CLIENT REF.	ASPC Project
AIRPACK REF.	23383-05 Wiring Diagram

DRAWN BY	RTR
CHECKED BY	RBE
LAST MODIFICATION DATE	13-Aug-25
AIRPACK DWG NO.	23383-05
REVISION	05
TOTAL PAGE AMOUNT	79

= 44C-80004B
+ PFJBIA-80086
CURRENT PAGE

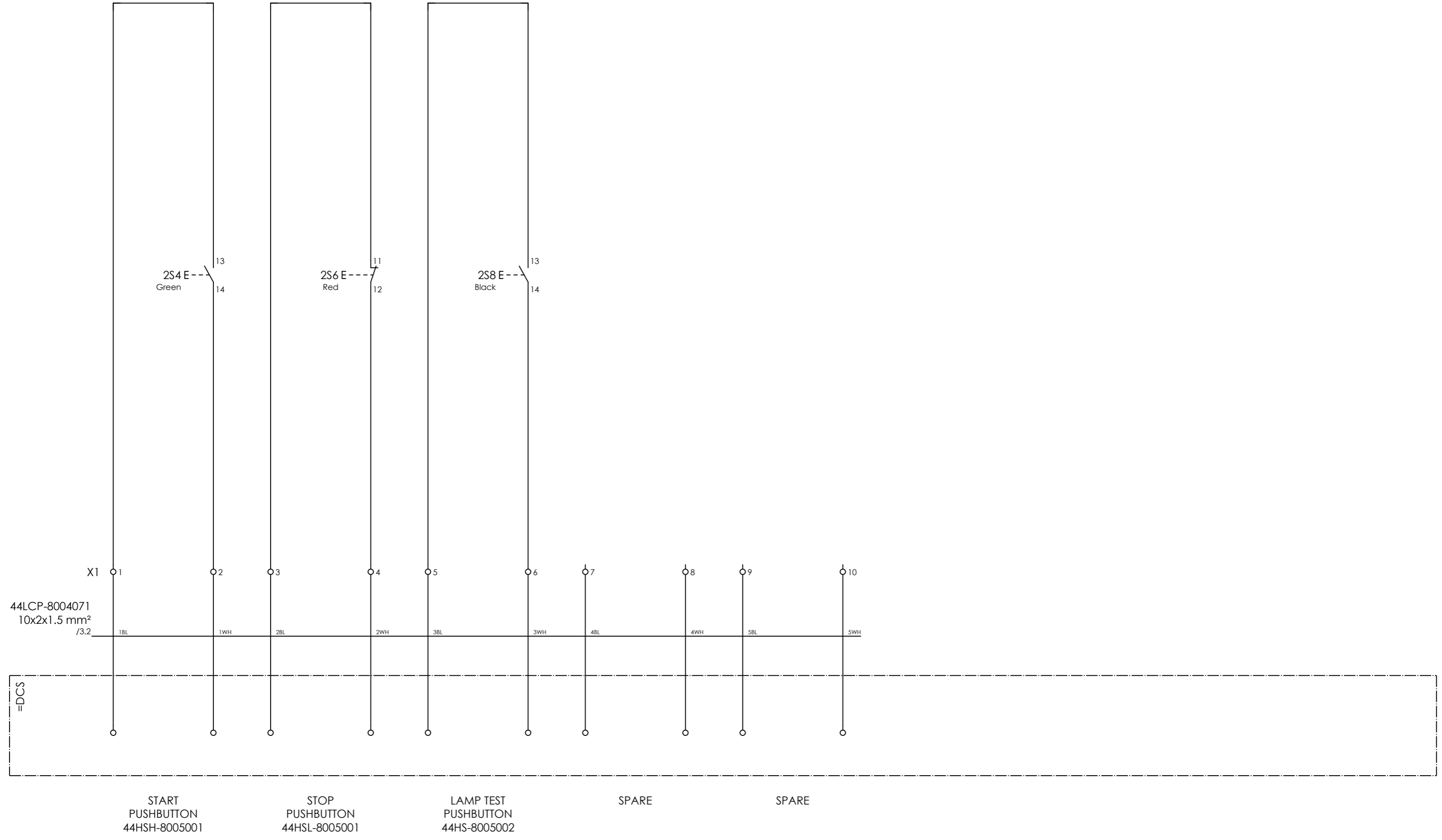
44LCP-8004071 LOCAL PUSHBUTTON STATION

TERMINAL STRIP DEFINITION

X1 = CONNECTION PUSHBUTTONS & LAMPS



CLIENT DWG NO.	3944-VD-0171-DYP-RE-400-DIA-0002	SUBJECT		DRAWN BY	RTR	= 44C-80005A
EQUIPMENT NO.	Various	TERMINAL STRIP DEFINITION		CHECKED BY	RBE	+ 44LCP-8004071
EQUIPMENT LOCATION	Iran, Onshore	ADAPTED TO P&ID REVISION	07	LAST MODIFICATION DATE	13-Aug-25	CURRENT PAGE
THIS DRAWING IS OWNED BY AIRPACK, AND SHALL NOT BE PRINTED OR COPIED IN ANY OTHER WAY THAN WITH AIRPACKS PERMISSION!		CLIENT	Arya Sasol Polymer Company	AIRPACK DWG NO.	23383-05	
		CLIENT REF.	ASPC Project	REVISION	05	
		AIRPACK REF.	23383-05 Wiring Diagram	TOTAL PAGE AMOUNT	83	

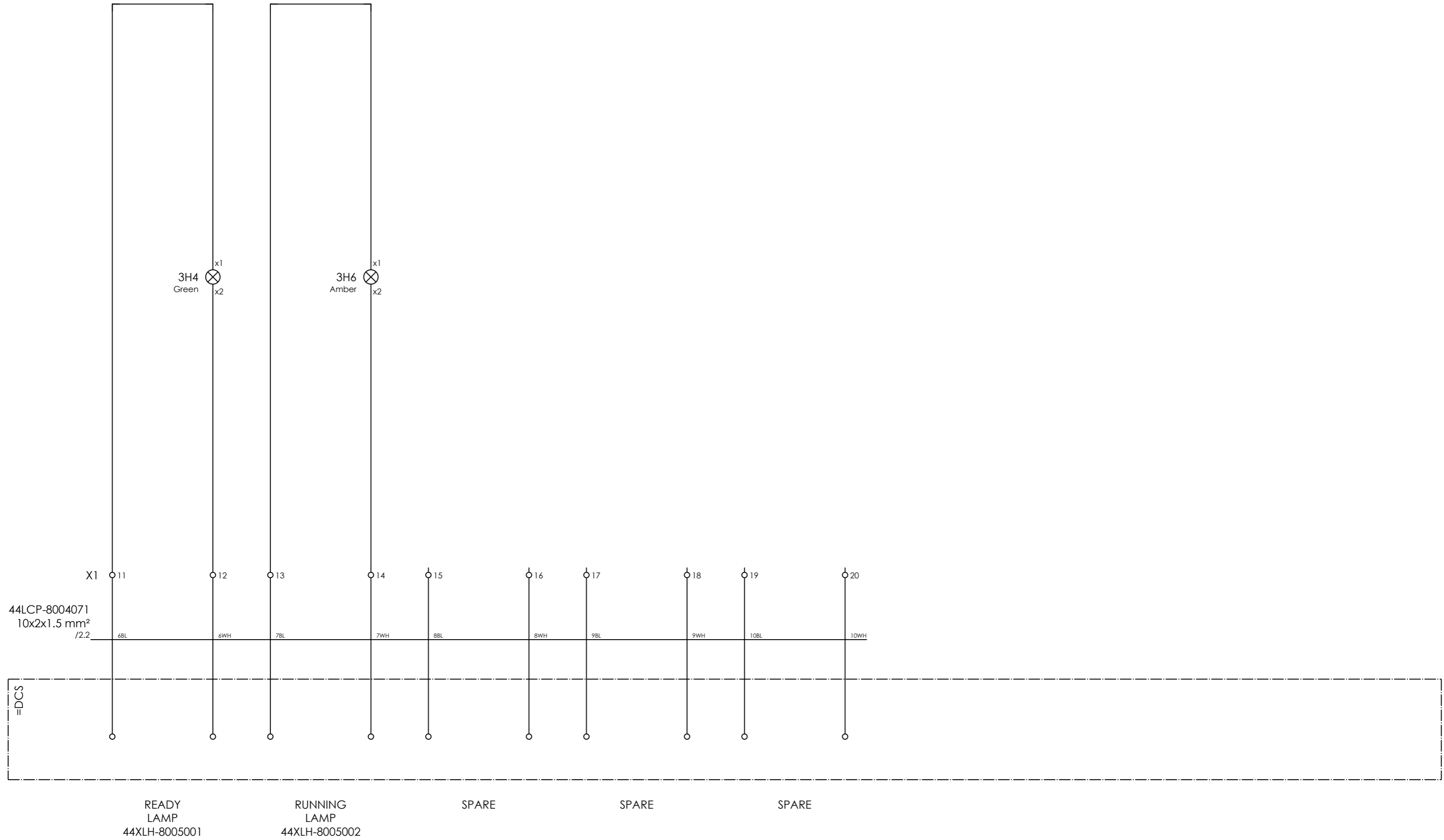


CLIENT DWG NO.	3944-VD-0171-DYP-RE-400-DIA-0002
EQUIPMENT NO.	Various
EQUIPMENT LOCATION	Iran, Onshore
THIS DRAWING IS OWNED BY AIRPACK, AND SHALL NOT BE PRINTED OR COPIED IN ANY OTHER WAY THAN WITH AIRPACKS PERMISSION!	

SUBJECT PUSHBUTTONS	
ADAPTED TO P&ID REVISION	07
CLIENT	Arya Sasol Polymer Company
CLIENT REF.	ASPC Project
AIRPACK REF.	23383-05 Wiring Diagram

DRAWN BY	RTR
CHECKED BY	RBE
LAST MODIFICATION DATE	13-Aug-25
AIRPACK DWG NO.	23383-05
REVISION	05
TOTAL PAGE AMOUNT	84

= 44C-80005A
+ 44LCP-8004071
CURRENT PAGE



Terminal diagram

Cable name		Strip =44C-80005A+44LCP-8004071-X1 CONNECTION PUSHBUTTONS & LAMPS										Cable name		
Terminal	Connection point	Jumper	Target designation	Connection point	Terminal	Jumper	Target designation	Connection point	Terminal	Connection point	Jumper	Target designation	Connection point	Terminal
1		.	-2S4	13	1	.			1					
2		.	-2S4	14	2	.			2					
3		.	-2S6	11	3	.			3					
4		.	-2S6	12	4	.			4					
5		.	-2S8	13	5	.			5					
6		.	-2S8	14	6	.			6					
7		.			7	.			7					
8		.			8	.			8					
9		.			9	.			9					
10		.			10	.			10					
11		.	-3H4	x1	11	.			11					
12		.	-3H4	x2	12	.			12					
13		.	-3H6	x1	13	.			13					
14		.	-3H6	x2	14	.			14					
15		.			15	.			15					
16		.			16	.			16					
17		.			17	.			17					
18		.			18	.			18					
19		.			19	.			19					
20		.			20	.			20					



CLIENT DWG NO. 3944-VD-0171-DYP-RE-400-DIA-0002
 EQUIPMENT NO. Various
 EQUIPMENT LOCATION Iran, Onshore
 THIS DRAWING IS OWNED BY AIRPACK, AND SHALL NOT BE PRINTED OR COPIED IN ANY OTHER WAY THAN WITH AIRPACKS PERMISSION!

SUBJECT Terminal diagram =44C-80005A+44LCP-8004071-X1
 ADAPTED TO P&ID REVISION 07
 CLIENT Arya Sasol Polymer Company
 CLIENT REF. ASPC Project
 AIRPACK REF. 23383-05 Wiring Diagram

DRAWN BY RTR
 CHECKED BY RBE
 LAST MODIFICATION DATE 13-Aug-25
 AIRPACK DWG NO. 23383-05
 REVISION 05
 TOTAL PAGE AMOUNT 86

= 44C-80005A
 + 44LCP-8004071
 CURRENT PAGE

PFJBIA-80087

ANALOG JUNCTION BOX

TERMINAL STRIP DEFINITION

X1 = CONNECTION TRANSMITTERS



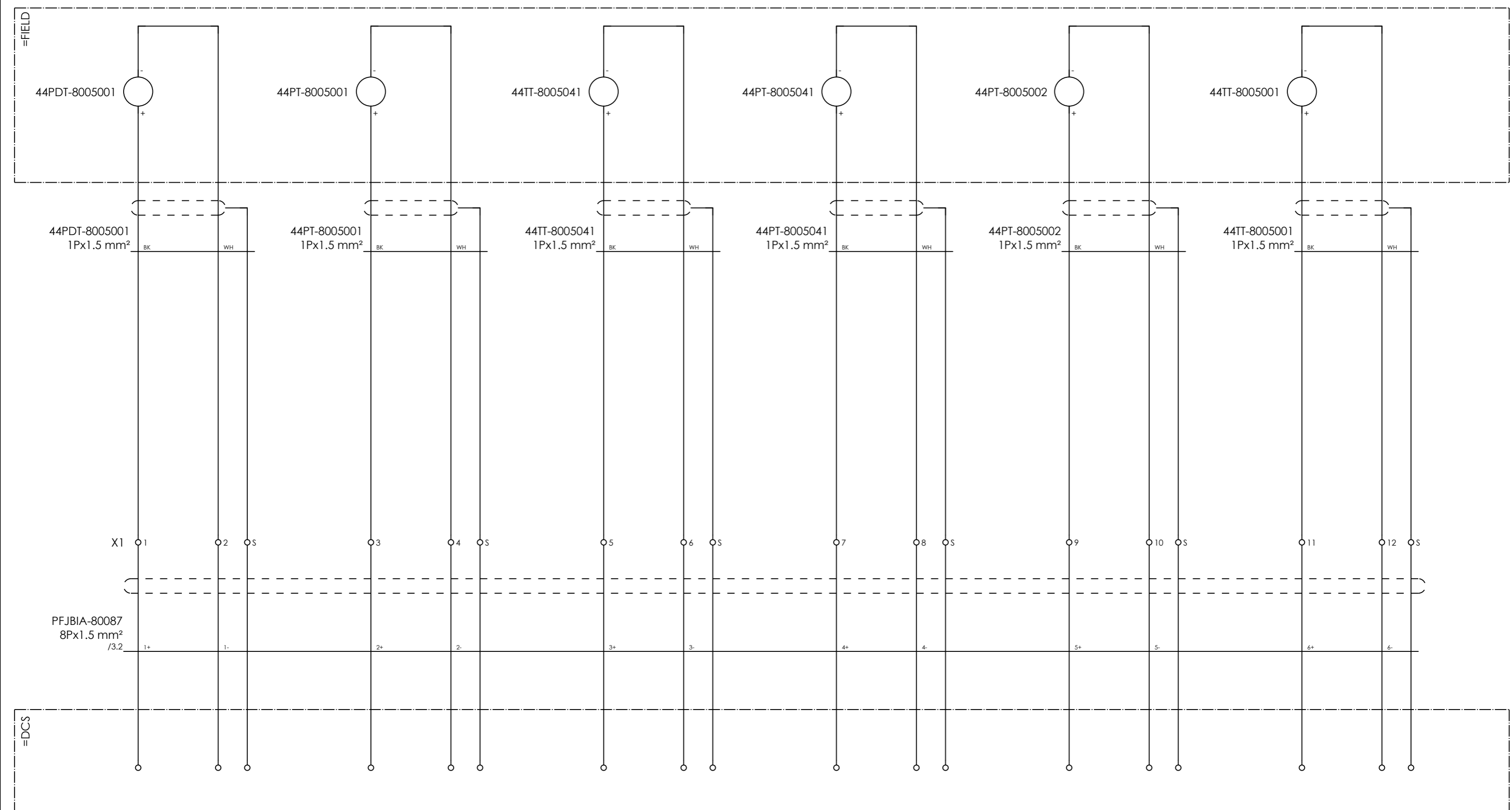
CLIENT DWG NO.	3944-VD-0171-DYP-RE-400-DIA-0002
EQUIPMENT NO.	Various
EQUIPMENT LOCATION	Iran, Onshore

THIS DRAWING IS OWNED BY AIRPACK, AND SHALL NOT BE PRINTED OR COPIED IN ANY OTHER WAY THAN WITH AIRPACKS PERMISSION!


SUBJECT TERMINAL STRIP DEFINITION	
ADAPTED TO P&ID REVISION	07
CLIENT	Arya Sasol Polymer Company
CLIENT REF.	ASPC Project
AIRPACK REF.	23383-05 Wiring Diagram

DRAWN BY	RTR
CHECKED BY	RBE
LAST MODIFICATION DATE	13-Aug-25
AIRPACK DWG NO.	23383-05
REVISION	05
TOTAL PAGE AMOUNT	87

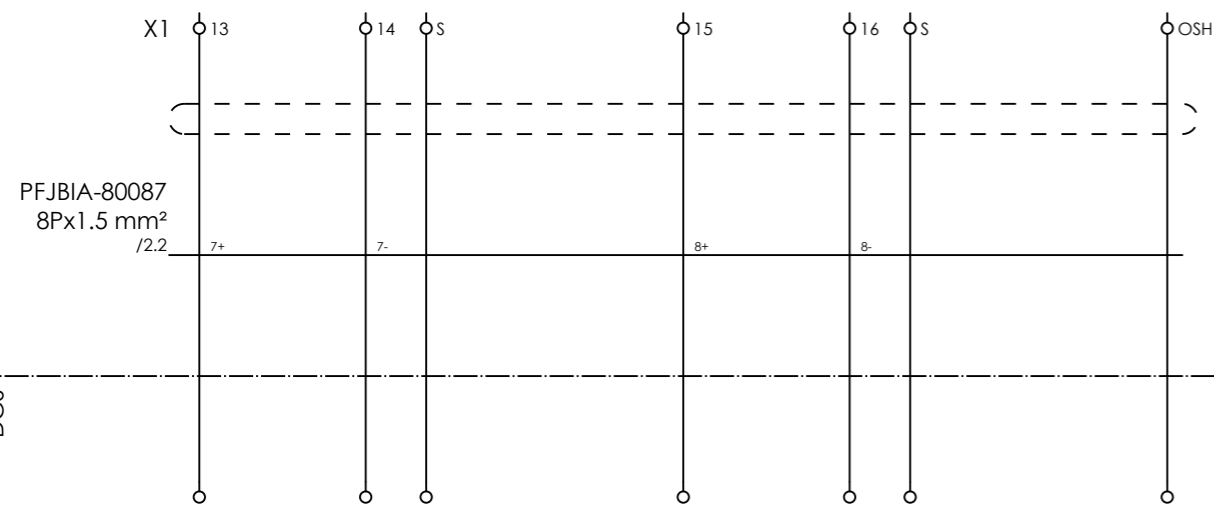

= 44C-80005A
+ PFJBIA-80087
CURRENT PAGE



INLET DIFFERENTIAL PRESSURE TRANSMITTER INLET PRESSURE TRANSMITTER OIL PRESSURE TRANSMITTER OIL TEMPERATURE TRANSMITTER DISCHARGE PRESSURE TRANSMITTER DISCHARGE TEMPERATURE TRANSMITTER

	CLIENT DWG NO.	3944-VD-0171-DYP-RE-400-DIA-0002	SUBJECT		DRAWN BY	RTR	= 44C-80005A	
	EQUIPMENT NO.	Various	TRANSMITTERS		CHECKED BY	RBE	+ PFJBIA-80087	
	EQUIPMENT LOCATION	Iran, Onshore	ADAPTED TO P&ID REVISION	07	LAST MODIFICATION DATE	13-Aug-25	CURRENT PAGE	
	THIS DRAWING IS OWNED BY AIRPACK, AND SHALL NOT BE PRINTED OR COPIED IN ANY OTHER WAY THAN WITH AIRPACKS PERMISSION!		CLIENT	Arya Sasol Polymer Company		AIRPACK DWG NO.	23383-05	
			CLIENT REF.	ASPC Project		REVISION	05	
		AIRPACK REF.	23383-05 Wiring Diagram		TOTAL PAGE AMOUNT	88		

=FIELD



=DCS



SPARE

SPARE



CLIENT DWG NO.	3944-VD-0171-DYP-RE-400-DIA-0002
EQUIPMENT NO.	Various
EQUIPMENT LOCATION	Iran, Onshore
THIS DRAWING IS OWNED BY AIRPACK, AND SHALL NOT BE PRINTED OR COPIED IN ANY OTHER WAY THAN WITH AIRPACKS PERMISSION!	

SUBJECT		DRAWN BY		RTR		= 44C-80005A	
TRANSMITTERS		CHECKED BY		RBE		+ PFJBIA-80087	
ADAPTED TO P&ID REVISION	07	LAST MODIFICATION DATE		13-Aug-25		CURRENT PAGE	
CLIENT	Arya Sasol Polymer Company	AIRPACK DWG NO.		23383-05			
CLIENT REF.	ASPC Project	REVISION		05			
AIRPACK REF.	23383-05 Wiring Diagram	TOTAL PAGE AMOUNT		89			

Terminal diagram

Cable name																						
-44TT-8005001	1Px1.5 mm²	BK	WH																			
-44PDT-8005001	1Px1.5 mm²																					
-44PT-8005002	1Px1.5 mm²																					
-44PT-8005041	1Px1.5 mm²																					
-44TT-8005041	1Px1.5 mm²																					
Strip =44C-80005A+PFJBIA-80087-X1 CONNECTION TRANSMITTERS		Connection point	+	-																		
	Target designation	=FIELD-44TT-8005001	=FIELD-44TT-8005001																			
	Jumper	.	.																			
	Terminal	11	12	13	14	15	16	OSH	S	S	S	S	S	S	S	S						
	Connection point																					
	Target designation																					
Cable name																						
-PFJBIA-80087	8Px1.5 mm²	6+	6-	7+	7-	8+	8-	S	S	S	S	S	S	S	S	S						



CLIENT DWG NO. 3944-VD-0171-DYP-RE-400-DIA-0002
 EQUIPMENT NO. Various
 EQUIPMENT LOCATION Iran, Onshore
 THIS DRAWING IS OWNED BY AIRPACK, AND SHALL NOT BE PRINTED OR COPIED IN ANY OTHER WAY THAN WITH AIRPACKS PERMISSION!

SUBJECT Terminal diagram =44C-80005A+PFJBIA-80087-X1
 ADAPTED TO P&ID REVISION 07
 CLIENT Arya Sasol Polymer Company
 CLIENT REF. ASPC Project
 AIRPACK REF. 23383-05 Wiring Diagram

DRAWN BY RTR
 CHECKED BY RBE
 LAST MODIFICATION DATE 13-Aug-25
 AIRPACK DWG NO. 23383-05
 REVISION 05
 TOTAL PAGE AMOUNT 91

= 44C-80005A
 + PFJBIA-80087
 CURRENT PAGE

Terminal diagram

Cable name	-44PT-8005001		1Px1.5 mm²		S																	
Strip =44C-80005A+PFJBIA-80087-X1 CONNECTION TRANSMITTERS	Connection point																					
	Target designation																					
	Jumper				.																	
	Terminal				S																	
	Connection point																					
	Target designation																					
Cable name	-PFJBIA-80087		8Px1.5 mm²		S																	



CLIENT DWG NO. 3944-VD-0171-DYP-RE-400-DIA-0002
 EQUIPMENT NO. Various
 EQUIPMENT LOCATION Iran, Onshore

THIS DRAWING IS OWNED BY AIRPACK, AND SHALL NOT BE PRINTED OR COPIED IN ANY OTHER WAY THAN WITH AIRPACKS PERMISSION!

SUBJECT Terminal diagram =44C-80005A+PFJBIA-80087-X1
 ADAPTED TO P&ID REVISION 07
 CLIENT Arya Sasol Polymer Company
 CLIENT REF. ASPC Project
 AIRPACK REF. 23383-05 Wiring Diagram


DRAWN BY RTR
 CHECKED BY RBE
 LAST MODIFICATION DATE 13-Aug-25
 AIRPACK DWG NO. 23383-05
 REVISION 05
 TOTAL PAGE AMOUNT 92

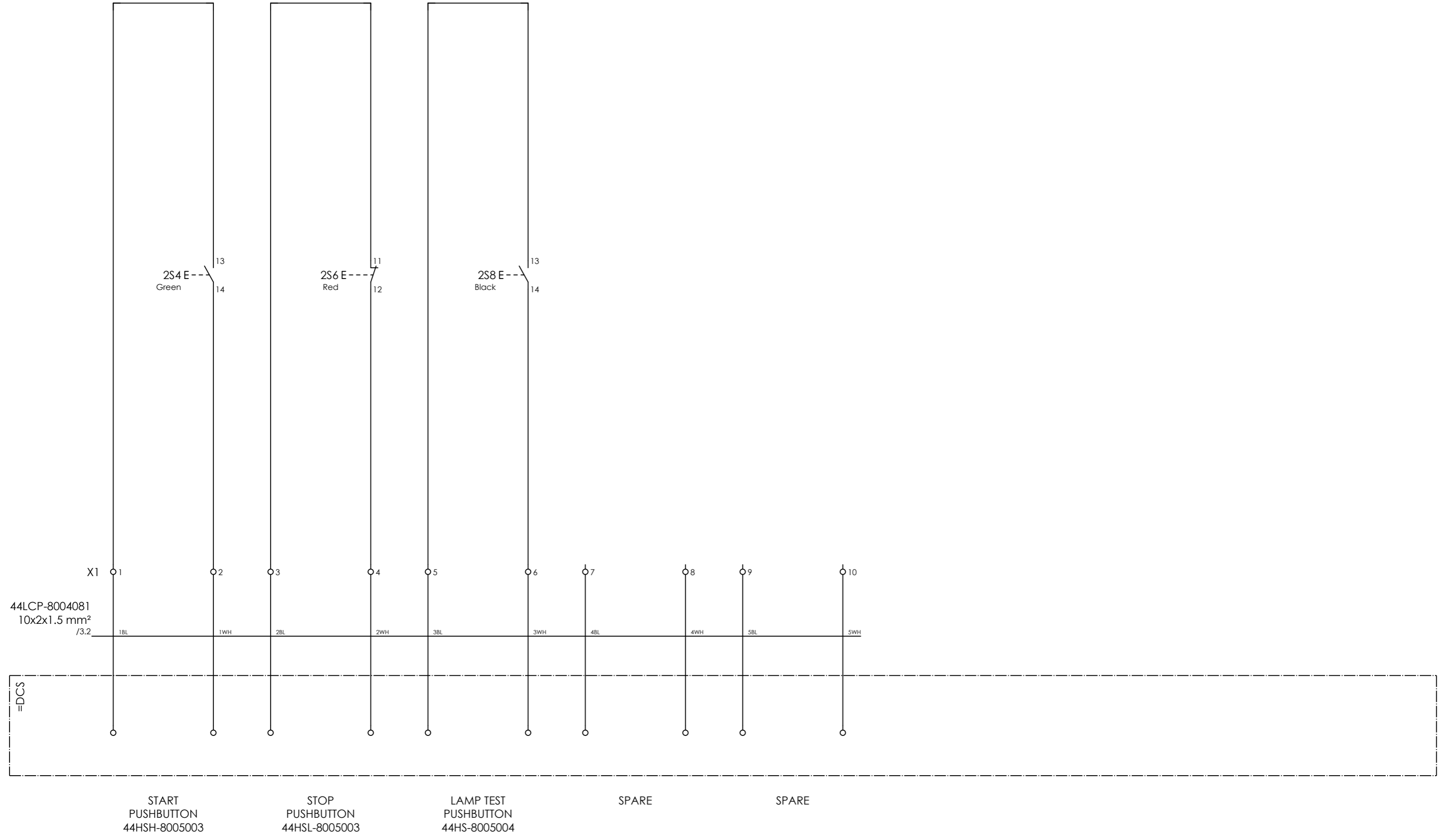
= 44C-80005A
 + PFJBIA-80087
 CURRENT PAGE

44LCP-8004081 LOCAL PUSHBUTTON STATION

TERMINAL STRIP DEFINITION

X1 = CONNECTION PUSHBUTTONS & LAMPS

	CLIENT DWG NO.	3944-VD-0171-DYP-RE-400-DIA-0002	SUBJECT		DRAWN BY	RTR	= 44C-80005B	
	EQUIPMENT NO.	Various	TERMINAL STRIP DEFINITION		CHECKED BY	RBE	+ 44LCP-8004081	
	EQUIPMENT LOCATION	Iran, Onshore	ADAPTED TO P&ID REVISION	07	LAST MODIFICATION DATE	13-Aug-25	CURRENT PAGE	
	THIS DRAWING IS OWNED BY AIRPACK, AND SHALL NOT BE PRINTED OR COPIED IN ANY OTHER WAY THAN WITH AIRPACKS PERMISSION!		CLIENT	Arya Sasol Polymer Company		AIRPACK DWG NO.	23383-05	
			CLIENT REF.	ASPC Project		REVISION	05	
		AIRPACK REF.	23383-05 Wiring Diagram		TOTAL PAGE AMOUNT	93		

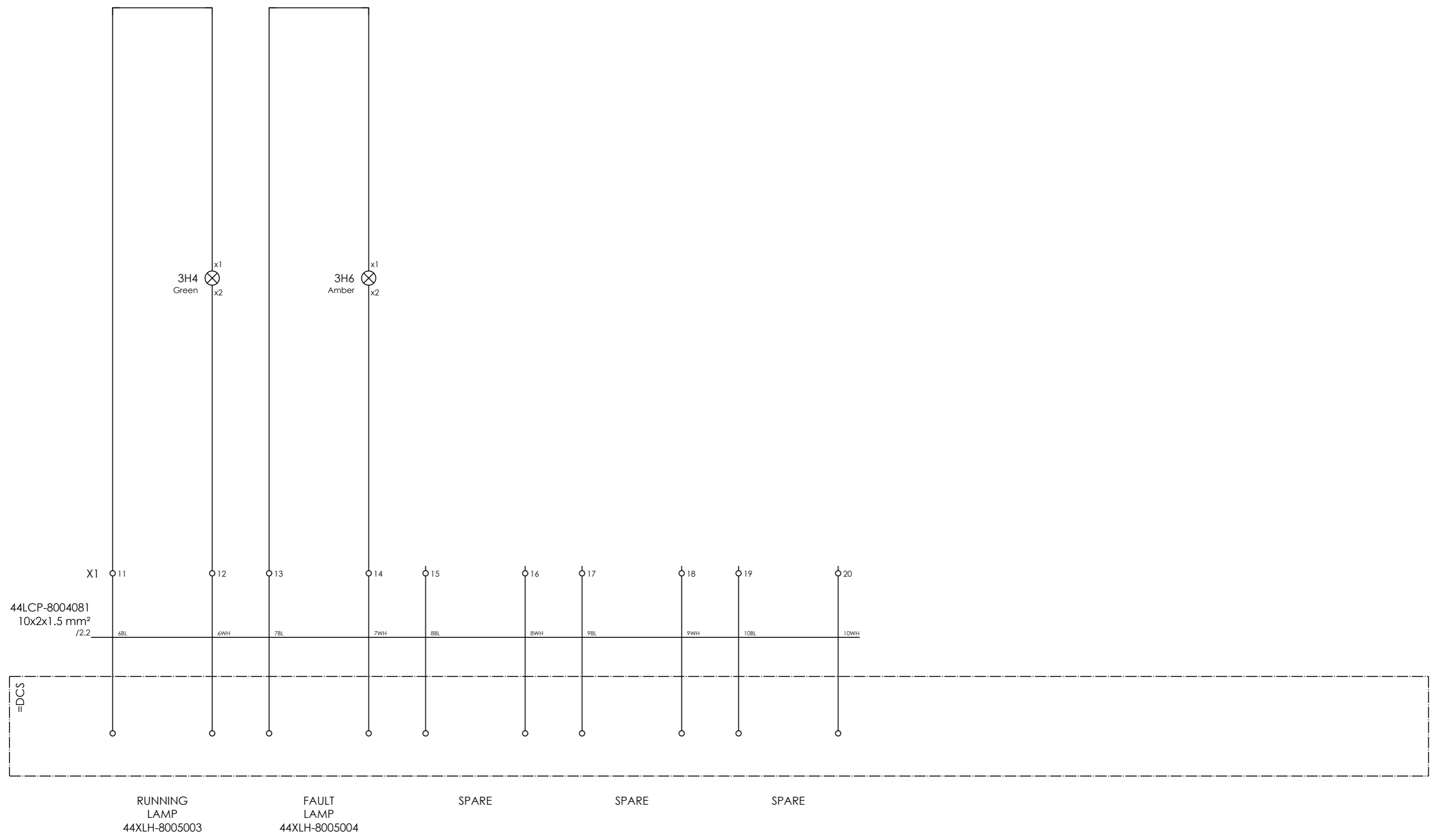


CLIENT DWG NO.	3944-VD-0171-DYP-RE-400-DIA-0002
EQUIPMENT NO.	Various
EQUIPMENT LOCATION	Iran, Onshore

SUBJECT PUSHBUTTONS	
ADAPTED TO P&ID REVISION	07
CLIENT	Arya Sasol Polymer Company
CLIENT REF.	ASPC Project
AIRPACK REF.	23383-05 Wiring Diagram

DRAWN BY	RTR
CHECKED BY	RBE
LAST MODIFICATION DATE	13-Aug-25
AIRPACK DWG NO.	23383-05
REVISION	05
TOTAL PAGE AMOUNT	94

= 44C-80005B
+ 44LCP-8004081
CURRENT PAGE



CLIENT DWG NO.	3944-VD-0171-DYP-RE-400-DIA-0002
EQUIPMENT NO.	Various
EQUIPMENT LOCATION	Iran, Onshore

SUBJECT LAMPS	
ADAPTED TO P&ID REVISION	07

CLIENT	Arya Sasol Polymer Company
CLIENT REF.	ASPC Project
AIRPACK REF.	23383-05 Wiring Diagram

DRAWN BY	RTR
CHECKED BY	RBE
LAST MODIFICATION DATE	13-Aug-25
AIRPACK DWG NO.	23383-05
REVISION	05
TOTAL PAGE AMOUNT	95

= 44C-80005B
+ 44LCP-8004081
CURRENT PAGE

Terminal diagram

Cable name		Strip =44C-80005B+44LCP-8004081-X1 CONNECTION PUSHBUTTONS & LAMPS										Cable name		
Terminal	Connection point	Jumper	Target designation	Connection point	Terminal	Jumper	Target designation	Connection point	Terminal	Connection point	Jumper	Target designation	Connection point	Terminal
1		.	-2S4	13	1	.			1BL					
2		.	-2S4	14	2	.			1WH					
3		.	-2S6	11	3	.			2BL					
4		.	-2S6	12	4	.			2WH					
5		.	-2S8	13	5	.			3BL					
6		.	-2S8	14	6	.			3WH					
7		.			7	.			4BL					
8		.			8	.			4WH					
9		.			9	.			5BL					
10		.			10	.			5WH					
11		.	-3H4	x1	11	.			6BL					
12		.	-3H4	x2	12	.			6WH					
13		.	-3H6	x1	13	.			7BL					
14		.	-3H6	x2	14	.			7WH					
15		.			15	.			8BL					
16		.			16	.			8WH					
17		.			17	.			9BL					
18		.			18	.			9WH					
19		.			19	.			10BL					
20		.			20	.			10WH					



CLIENT DWG NO. 3944-VD-0171-DYP-RE-400-DIA-0002
 EQUIPMENT NO. Various
 EQUIPMENT LOCATION Iran, Onshore
 THIS DRAWING IS OWNED BY AIRPACK, AND SHALL NOT BE PRINTED OR COPIED IN ANY OTHER WAY THAN WITH AIRPACKS PERMISSION!

SUBJECT Terminal diagram =44C-80005B+44LCP-8004081-X1
 ADAPTED TO P&ID REVISION 07
 CLIENT Arya Sasol Polymer Company
 CLIENT REF. ASPC Project
 AIRPACK REF. 23383-05 Wiring Diagram

DRAWN BY RTR
 CHECKED BY RBE
 LAST MODIFICATION DATE 13-Aug-25
 AIRPACK DWG NO. 23383-05
 REVISION 05
 TOTAL PAGE AMOUNT 96


= 44C-80005B
 + 44LCP-8004081
 CURRENT PAGE

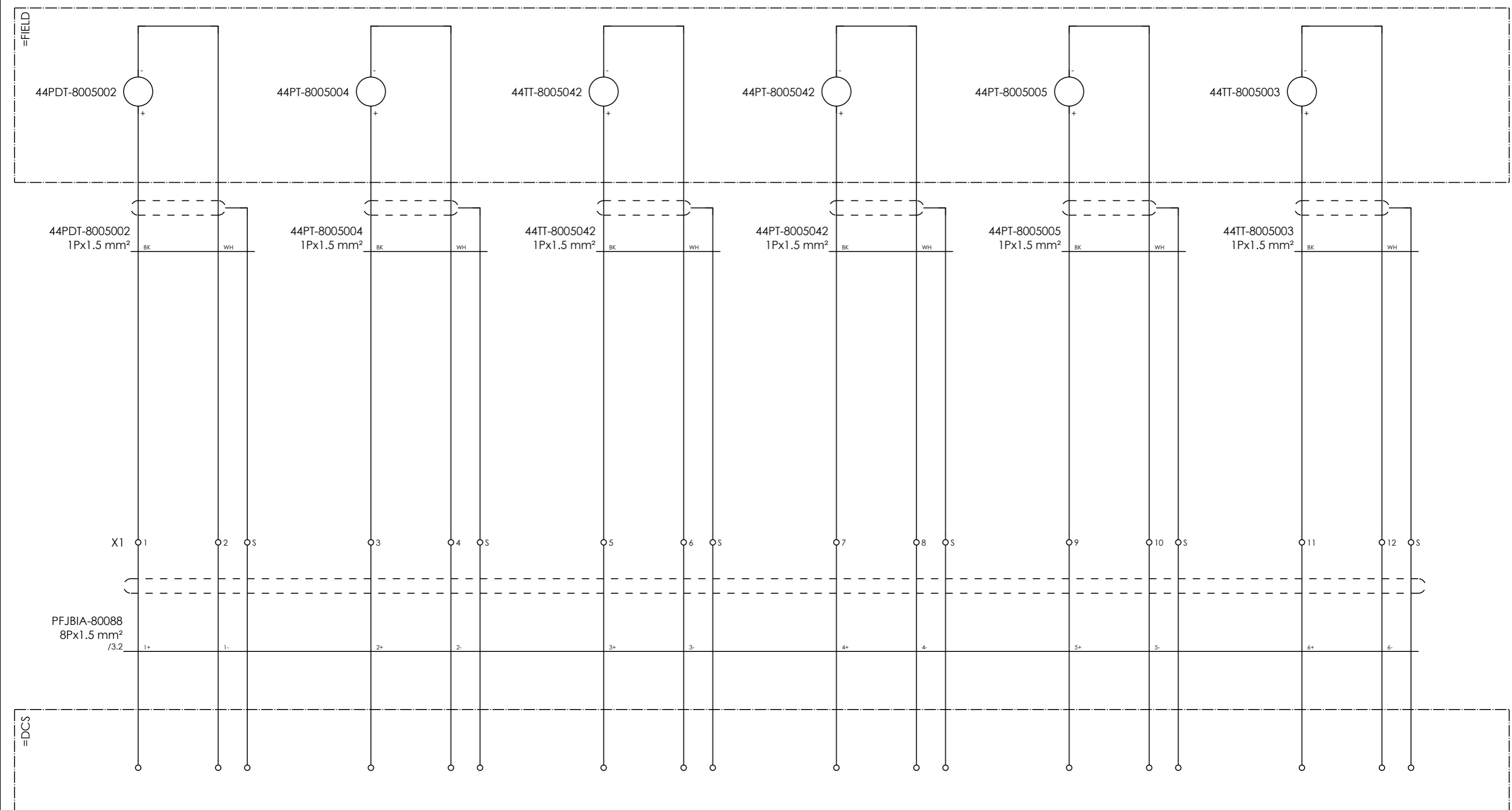
PFJBIA-80088

ANALOG JUNCTION BOX

TERMINAL STRIP DEFINITION

X1 = CONNECTION TRANSMITTERS

	CLIENT DWG NO.	3944-VD-0171-DYP-RE-400-DIA-0002	SUBJECT		DRAWN BY	RTR	= 44C-80005B	
	EQUIPMENT NO.	Various	TERMINAL STRIP DEFINITION		CHECKED BY	RBE	+ PFJBIA-80088	
	EQUIPMENT LOCATION	Iran, Onshore	ADAPTED TO P&ID REVISION	07	LAST MODIFICATION DATE	13-Aug-25	CURRENT PAGE	
	THIS DRAWING IS OWNED BY AIRPACK, AND SHALL NOT BE PRINTED OR COPIED IN ANY OTHER WAY THAN WITH AIRPACKS PERMISSION!		CLIENT	Arya Sasol Polymer Company		AIRPACK DWG NO.	23383-05	
			CLIENT REF.	ASPC Project		REVISION	05	
AIRPACK REF.	23383-05 Wiring Diagram		TOTAL PAGE AMOUNT	97				

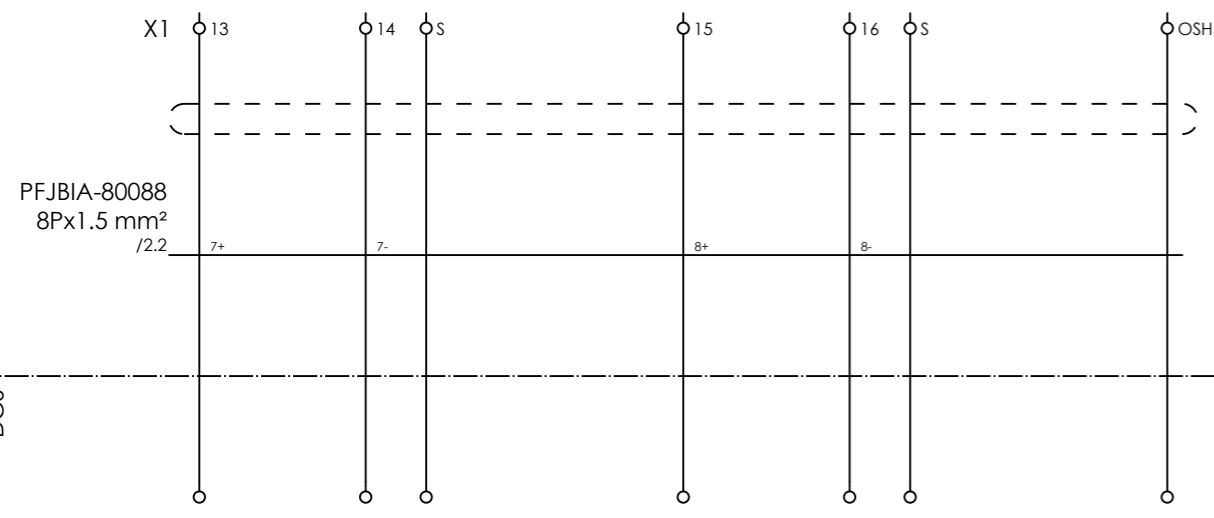



INLET DIFFERENTIAL PRESSURE TRANSMITTER INLET PRESSURE TRANSMITTER OIL PRESSURE TRANSMITTER OIL TEMPERATURE TRANSMITTER DISCHARGE PRESSURE TRANSMITTER DISCHARGE TEMPERATURE TRANSMITTER



CLIENT DWG NO.	3944-VD-0171-DYP-RE-400-DIA-0002	SUBJECT TRANSMITTERS		DRAWN BY	RTR	= 44C-80005B
EQUIPMENT NO.	Various			CHECKED BY	RBE	+ PFJBIA-80088
EQUIPMENT LOCATION	Iran, Onshore	ADAPTED TO P&ID REVISION	07	LAST MODIFICATION DATE	13-Aug-25	CURRENT PAGE
THIS DRAWING IS OWNED BY AIRPACK, AND SHALL NOT BE PRINTED OR COPIED IN ANY OTHER WAY THAN WITH AIRPACKS PERMISSION!		CLIENT	Arya Sasol Polymer Company	AIRPACK DWG NO.	23383-05	
		CLIENT REF.	ASPC Project	REVISION	05	
		AIRPACK REF.	23383-05 Wiring Diagram	TOTAL PAGE AMOUNT	98	

=FIELD



=DCS



SPARE

SPARE



CLIENT DWG NO.	3944-VD-0171-DYP-RE-400-DIA-0002
EQUIPMENT NO.	Various
EQUIPMENT LOCATION	Iran, Onshore

THIS DRAWING IS OWNED BY AIRPACK, AND SHALL NOT BE PRINTED OR COPIED IN ANY OTHER WAY THAN WITH AIRPACKS PERMISSION!

SUBJECT	
TRANSMITTERS	
ADAPTED TO P&ID REVISION	07

CLIENT	Arya Sasol Polymer Company
CLIENT REF.	ASPC Project
AIRPACK REF.	23383-05 Wiring Diagram

DRAWN BY	RTR
CHECKED BY	RBE
LAST MODIFICATION DATE	13-Aug-25

AIRPACK DWG NO.	23383-05
REVISION	05
TOTAL PAGE AMOUNT	99

= 44C-80005B
+ PFJBIA-80088
CURRENT PAGE

Terminal diagram

Cable name		Connection point		Terminal		Jumper		Target designation														
-44TT-8005003	1Px1.5 mm²	BK	WH																			
-44PDT-8005002	1Px1.5 mm²																					
-44PT-8005005	1Px1.5 mm²																					
-44PT-8005042	1Px1.5 mm²																					
-44TT-8005042	1Px1.5 mm²																					
Strip =44C-80005B+PFJBIA-80088-X1 CONNECTION TRANSMITTERS		+	-																			
		Target designation																				
		Target designation	=FIELD-44TT-8005003																			
		Target designation	=FIELD-44TT-8005003																			
		Terminal	11	12	13	14	15	16	OSH	S	S	S	S	S	S	S	S	S	S	S	S	
		Connection point																				
		Target designation																				
		Cable name																				
		-PFJBIA-80088	8Px1.5 mm²	6+	6-	7+	7-	8+	8-	S	S	S	S	S	S	S	S	S	S	S	S	



CLIENT DWG NO. 3944-VD-0171-DYP-RE-400-DIA-0002
 EQUIPMENT NO. Various
 EQUIPMENT LOCATION Iran, Onshore
 THIS DRAWING IS OWNED BY AIRPACK, AND SHALL NOT BE PRINTED OR COPIED IN ANY OTHER WAY THAN WITH AIRPACKS PERMISSION!

SUBJECT Terminal diagram =44C-80005B+PFJBIA-80088-X1
 ADAPTED TO P&ID REVISION 07
 CLIENT Arya Sasol Polymer Company
 CLIENT REF. ASPC Project
 AIRPACK REF. 23383-05 Wiring Diagram

DRAWN BY RTR
 CHECKED BY RBE
 LAST MODIFICATION DATE 13-Aug-25
 AIRPACK DWG NO. 23383-05
 REVISION 05
 TOTAL PAGE AMOUNT 101

= 44C-80005B
 + PFJBIA-80088
 CURRENT PAGE

Terminal diagram

Cable name	-44PT-8005004		1Px1.5 mm²		S																			
Strip =44C-80005B+PFJBIA-80088-X1 CONNECTION TRANSMITTERS	Connection point																							
	Target designation																							
	Jumper				.																			
	Terminal				S																			
	Connection point																							
	Target designation																							
Cable name	-PFJBIA-80088		8Px1.5 mm²		S																			



CLIENT DWG NO. 3944-VD-0171-DYP-RE-400-DIA-0002
 EQUIPMENT NO. Various
 EQUIPMENT LOCATION Iran, Onshore

THIS DRAWING IS OWNED BY AIRPACK, AND SHALL NOT BE PRINTED OR COPIED IN ANY OTHER WAY THAN WITH AIRPACKS PERMISSION!

SUBJECT Terminal diagram =44C-80005B+PFJBIA-80088-X1
 ADAPTED TO P&ID REVISION 07
 CLIENT Arya Sasol Polymer Company
 CLIENT REF. ASPC Project
 AIRPACK REF. 23383-05 Wiring Diagram

DRAWN BY RTR
 CHECKED BY RBE
 LAST MODIFICATION DATE 13-Aug-25
 AIRPACK DWG NO. 23383-05
 REVISION 05
 TOTAL PAGE AMOUNT 102

= 44C-80005B
 + PFJBIA-80088
 CURRENT PAGE

44LCP-8004091

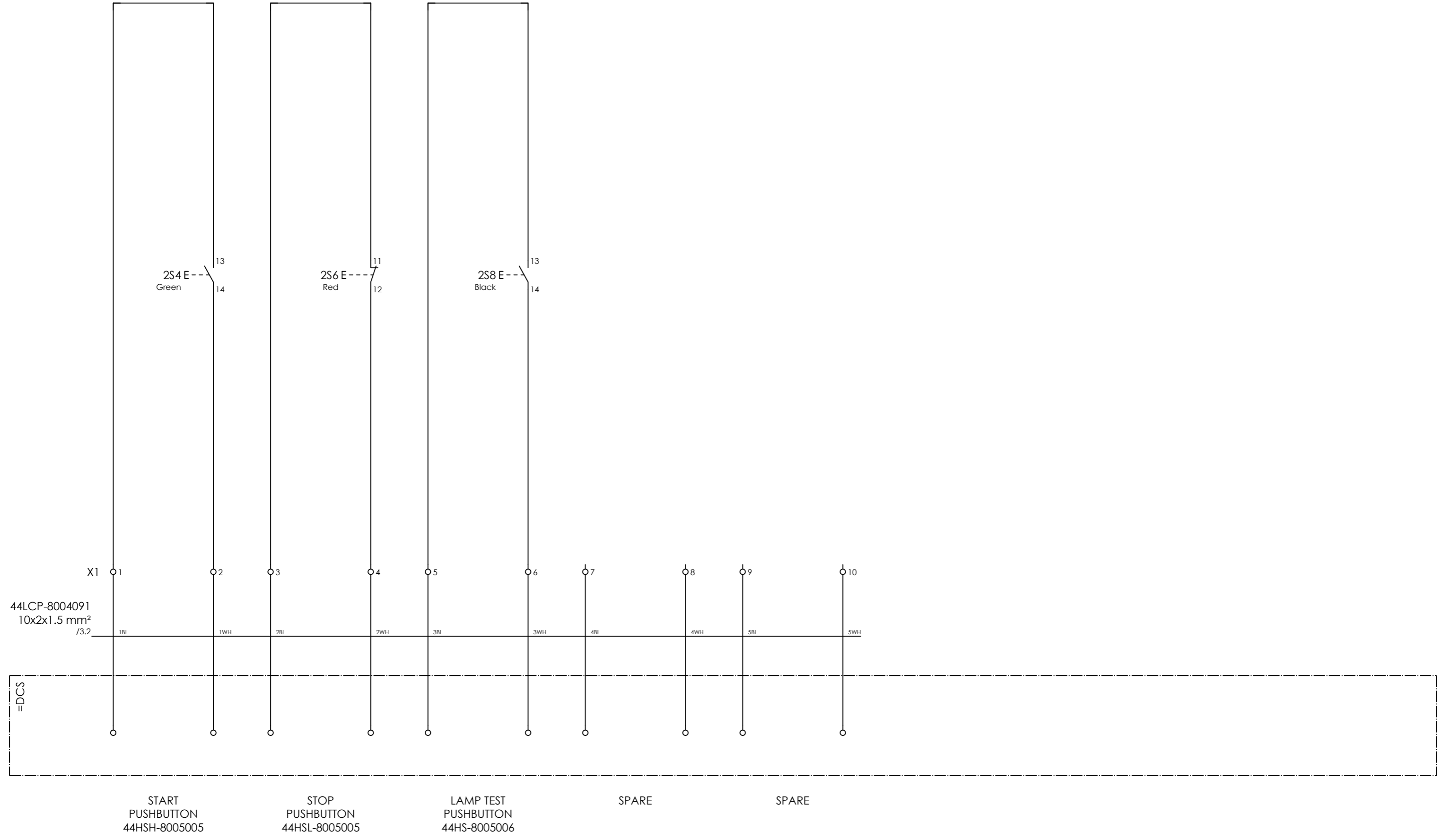
LOCAL PUSHBUTTON STATION

TERMINAL STRIP DEFINITION

X1 = CONNECTION PUSHBUTTONS & LAMPS



CLIENT DWG NO.	3944-VD-0171-DYP-RE-400-DIA-0002	SUBJECT		DRAWN BY	RTR	= 44C-80005C
EQUIPMENT NO.	Various	TERMINAL STRIP DEFINITION		CHECKED BY	RBE	+ 44LCP-8004091
EQUIPMENT LOCATION	Iran, Onshore	ADAPTED TO P&ID REVISION	07	LAST MODIFICATION DATE	13-Aug-25	CURRENT PAGE
THIS DRAWING IS OWNED BY AIRPACK, AND SHALL NOT BE PRINTED OR COPIED IN ANY OTHER WAY THAN WITH AIRPACKS PERMISSION!		CLIENT	Arya Sasol Polymer Company	AIRPACK DWG NO.	23383-05	
		CLIENT REF.	ASPC Project	REVISION	05	
		AIRPACK REF.	23383-05 Wiring Diagram	TOTAL PAGE AMOUNT	103	

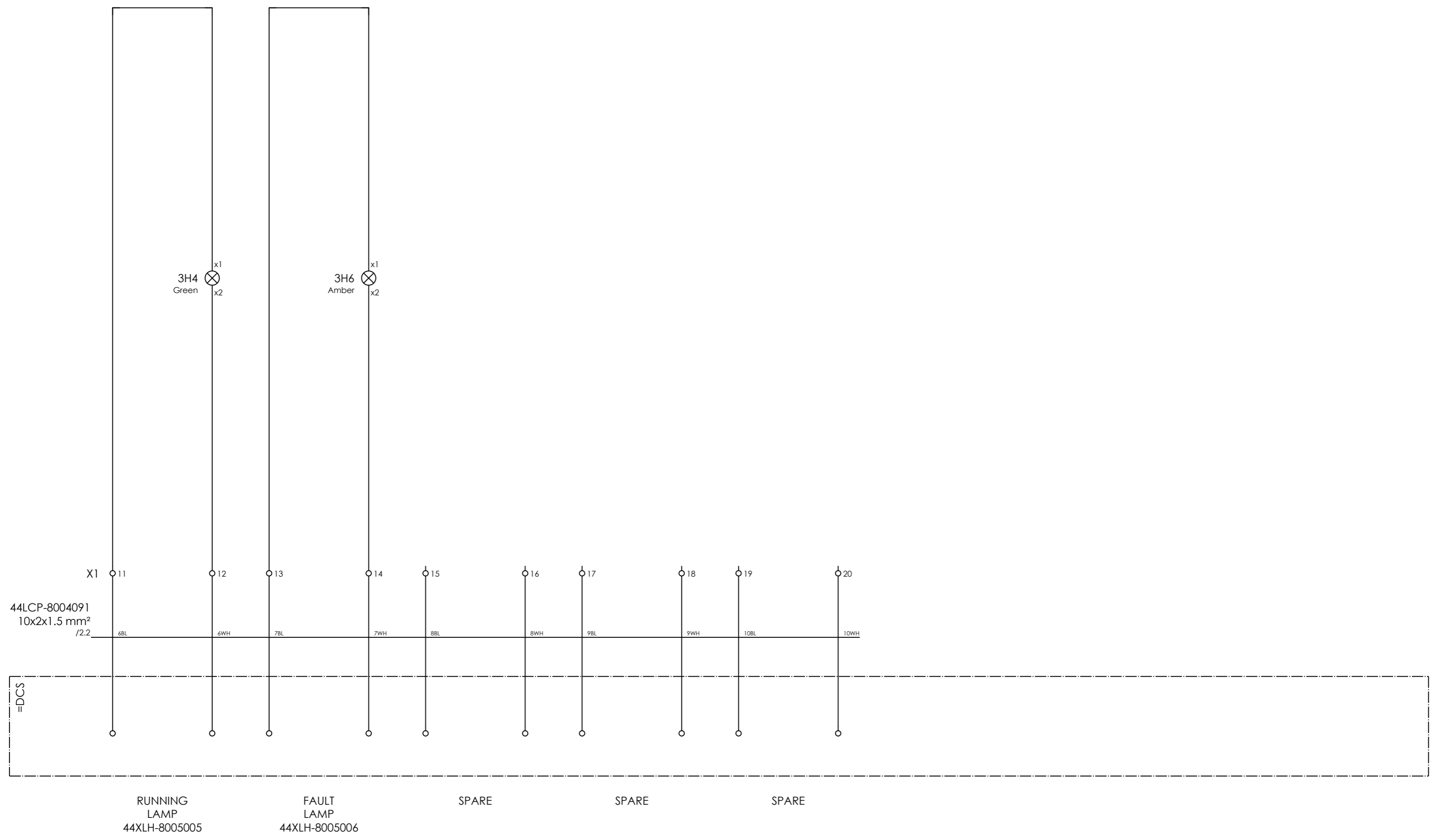


CLIENT DWG NO.	3944-VD-0171-DYP-RE-400-DIA-0002
EQUIPMENT NO.	Various
EQUIPMENT LOCATION	Iran, Onshore

SUBJECT PUSHBUTTONS	
ADAPTED TO P&ID REVISION	07
CLIENT	Arya Sasol Polymer Company
CLIENT REF.	ASPC Project
AIRPACK REF.	23383-05 Wiring Diagram

DRAWN BY	RTR
CHECKED BY	RBE
LAST MODIFICATION DATE	13-Aug-25
AIRPACK DWG NO.	23383-05
REVISION	05
TOTAL PAGE AMOUNT	104

= 44C-80005C
+ 44LCP-8004091
CURRENT PAGE



CLIENT DWG NO.	3944-VD-0171-DYP-RE-400-DIA-0002	SUBJECT LAMPS	
EQUIPMENT NO.	Various	ADAPTED TO P&ID REVISION	07
EQUIPMENT LOCATION	Iran, Onshore	CLIENT	Arya Sasol Polymer Company
THIS DRAWING IS OWNED BY AIRPACK, AND SHALL NOT BE PRINTED OR COPIED IN ANY OTHER WAY THAN WITH AIRPACKS PERMISSION!		CLIENT REF.	ASPC Project
		AIRPACK REF.	23383-05 Wiring Diagram

DRAWN BY	RTR	= 44C-80005C
CHECKED BY	RBE	+ 44LCP-8004091
LAST MODIFICATION DATE	13-Aug-25	CURRENT PAGE
AIRPACK DWG NO.	23383-05	
REVISION	05	
TOTAL PAGE AMOUNT	105	

Terminal diagram

Cable name		Strip =44C-80005C+44LCP-8004091-X1 CONNECTION PUSHBUTTONS & LAMPS										Cable name		
Terminal	Connection point	Jumper	Target designation	Connection point	Terminal	Jumper	Target designation	Connection point	Terminal	Connection point	Jumper	Target designation	Connection point	Terminal
-44LCP-8004091	10x2x1.5 mm ²	1BL			1	.	-2S4	13		11	.	-3H4	x1	
		1WH			2	.	-2S4	14		12	.	-3H4	x2	
		2BL			3	.	-2S6	11		13	.	-3H6	x1	
		2WH			4	.	-2S6	12		14	.	-3H6	x2	
		3BL			5	.	-2S8	13						
		3WH			6	.	-2S8	14						
		4BL			7	.								
		4WH			8	.								
		5BL			9	.								
		5WH			10	.								
		6BL			11	.	-3H4	x1						
		6WH			12	.	-3H4	x2						
		7BL			13	.	-3H6	x1						
		7WH			14	.	-3H6	x2						
		8BL			15	.								
		8WH			16	.								
		9BL			17	.								
		9WH			18	.								
		10BL			19	.								
		10WH			20	.								



CLIENT DWG NO. 3944-VD-0171-DYP-RE-400-DIA-0002
 EQUIPMENT NO. Various
 EQUIPMENT LOCATION Iran, Onshore
 THIS DRAWING IS OWNED BY AIRPACK, AND SHALL NOT BE PRINTED OR COPIED IN ANY OTHER WAY THAN WITH AIRPACKS PERMISSION!

SUBJECT Terminal diagram =44C-80005C+44LCP-8004091-X1
 ADAPTED TO P&ID REVISION 07
 CLIENT Arya Sasol Polymer Company
 CLIENT REF. ASPC Project
 AIRPACK REF. 23383-05 Wiring Diagram

DRAWN BY RTR
 CHECKED BY RBE
 LAST MODIFICATION DATE 13-Aug-25
 AIRPACK DWG NO. 23383-05
 REVISION 05
 TOTAL PAGE AMOUNT 106

= 44C-80005C
 + 44LCP-8004091
 CURRENT PAGE

PFJBIA-80089

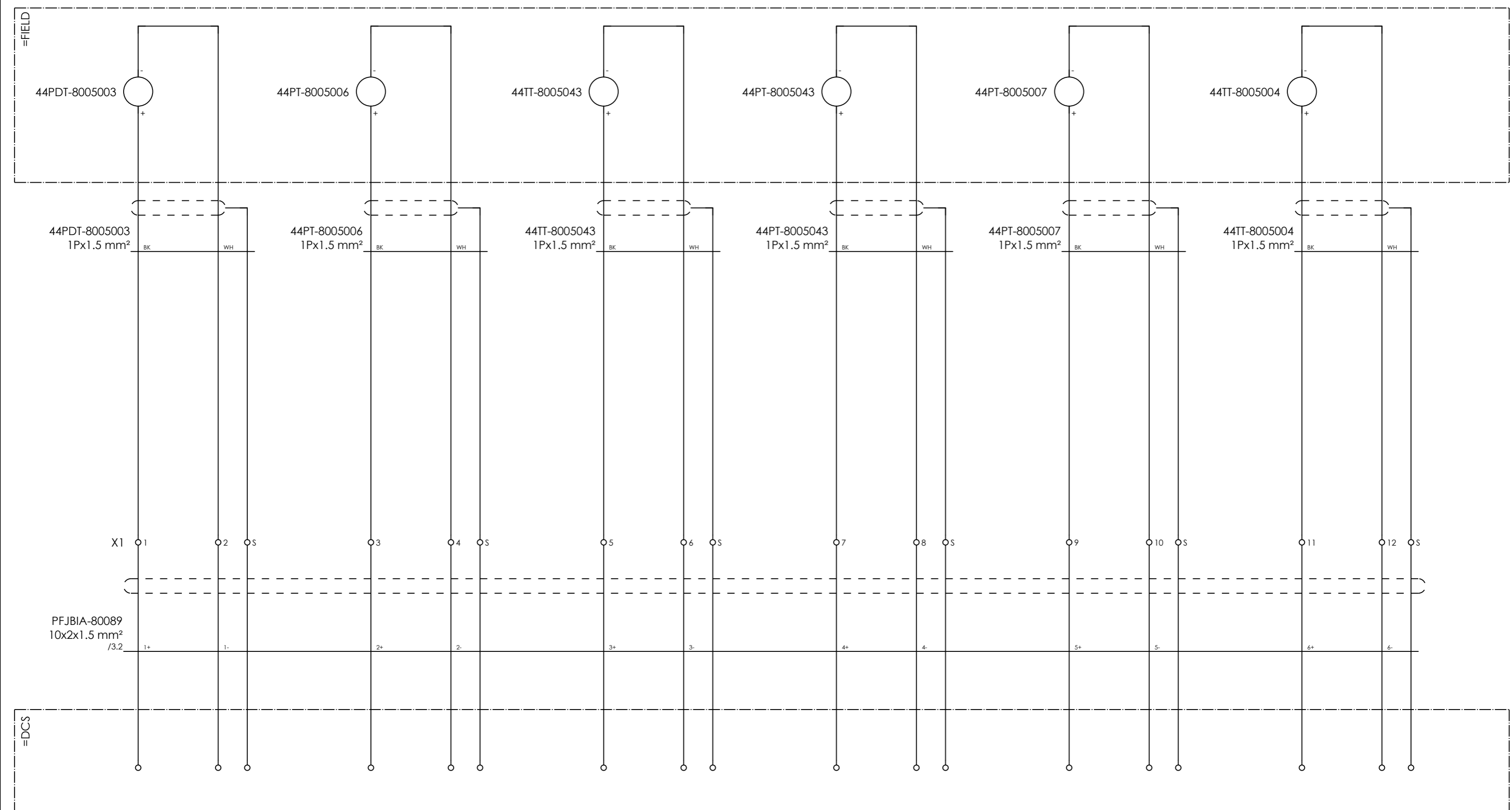
ANALOG JUNCTION BOX

TERMINAL STRIP DEFINITION

X1 = CONNECTION TRANSMITTERS



CLIENT DWG NO.	3944-VD-0171-DYP-RE-400-DIA-0002	SUBJECT		DRAWN BY	RTR	= 44C-80005C
EQUIPMENT NO.	Various	TERMINAL STRIP DEFINITION		CHECKED BY	RBE	+ PFJBIA-80089
EQUIPMENT LOCATION	Iran, Onshore	ADAPTED TO P&ID REVISION	07	LAST MODIFICATION DATE	13-Aug-25	CURRENT PAGE
THIS DRAWING IS OWNED BY AIRPACK, AND SHALL NOT BE PRINTED OR COPIED IN ANY OTHER WAY THAN WITH AIRPACKS PERMISSION!		CLIENT	Arya Sasol Polymer Company	AIRPACK DWG NO.	23383-05	
		CLIENT REF.	ASPC Project	REVISION	05	
		AIRPACK REF.	23383-05 Wiring Diagram	TOTAL PAGE AMOUNT	107	

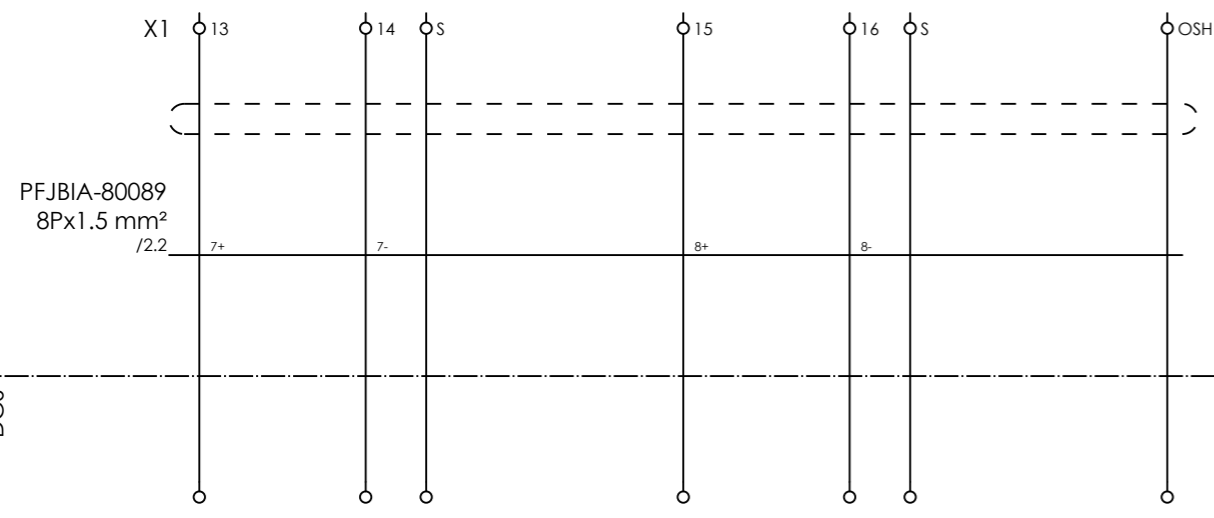


INLET DIFFERENTIAL PRESSURE TRANSMITTER INLET PRESSURE TRANSMITTER OIL PRESSURE TRANSMITTER OIL TEMPERATURE TRANSMITTER DISCHARGE PRESSURE TRANSMITTER DISCHARGE TEMPERATURE TRANSMITTER



CLIENT DWG NO.	3944-VD-0171-DYP-RE-400-DIA-0002	SUBJECT TRANSMITTERS		DRAWN BY	RTR	= 44C-80005C
EQUIPMENT NO.	Various			CHECKED BY	RBE	+ PFJBIA-80089
EQUIPMENT LOCATION	Iran, Onshore	ADAPTED TO P&ID REVISION	07	LAST MODIFICATION DATE	13-Aug-25	CURRENT PAGE
THIS DRAWING IS OWNED BY AIRPACK, AND SHALL NOT BE PRINTED OR COPIED IN ANY OTHER WAY THAN WITH AIRPACKS PERMISSION!		CLIENT	Arya Sasol Polymer Company	AIRPACK DWG NO.	23383-05	
		CLIENT REF.	ASPC Project	REVISION	05	
		AIRPACK REF.	23383-05 Wiring Diagram	TOTAL PAGE AMOUNT	108	

=FIELD



=DCS



SPARE

SPARE



CLIENT DWG NO.	3944-VD-0171-DYP-RE-400-DIA-0002
EQUIPMENT NO.	Various
EQUIPMENT LOCATION	Iran, Onshore

THIS DRAWING IS OWNED BY AIRPACK, AND SHALL NOT BE PRINTED OR COPIED IN ANY OTHER WAY THAN WITH AIRPACKS PERMISSION!

SUBJECT	
TRANSMITTERS	
ADAPTED TO P&ID REVISION	07

CLIENT	Arya Sasol Polymer Company
CLIENT REF.	ASPC Project
AIRPACK REF.	23383-05 Wiring Diagram

DRAWN BY	RTR
CHECKED BY	RBE
LAST MODIFICATION DATE	13-Aug-25

AIRPACK DWG NO.	23383-05
REVISION	05
TOTAL PAGE AMOUNT	109

= 44C-80005C
+ PFJBIA-80089
CURRENT PAGE

Terminal diagram

Cable name	Strip =44C-80005C+PFJBIA-80089-X1 CONNECTION TRANSMITTERS										Cable name										
	Connection point	+	-	+	-	+	-	+	-	+	-	+	-	+	-	+	-	+	-	+	-
Target designation	Jumper	Terminal	Connection point	Target designation	Target designation	Target designation	Target designation	Target designation	Target designation	Target designation	Target designation	Target designation	Target designation	Target designation	Target designation	Target designation	Target designation	Target designation	Target designation	Target designation	Target designation
-44PDT-8005003	1Px1.5 mm²	BK	WH																		
-44PT-8005006	1Px1.5 mm²			BK	WH																
-44TT-8005043	1Px1.5 mm²					BK	WH														
-44PT-8005043	1Px1.5 mm²							BK	WH												
-44PT-8005007	1Px1.5 mm²									BK	WH										



CLIENT DWG NO. 3944-VD-0171-DYP-RE-400-DIA-0002
 EQUIPMENT NO. Various
 EQUIPMENT LOCATION Iran, Onshore
 THIS DRAWING IS OWNED BY AIRPACK, AND SHALL NOT BE PRINTED OR COPIED IN ANY OTHER WAY THAN WITH AIRPACKS PERMISSION!

SUBJECT Terminal diagram =44C-80005C+PFJBIA-80089-X1
 ADAPTED TO P&ID REVISION 07
 CLIENT Arya Sasol Polymer Company
 CLIENT REF. ASPC Project
 AIRPACK REF. 23383-05 Wiring Diagram

DRAWN BY RTR
 CHECKED BY RBE
 LAST MODIFICATION DATE 13-Aug-25
 AIRPACK DWG NO. 23383-05
 REVISION 05
 TOTAL PAGE AMOUNT 110

= 44C-80005C
 + PFJBIA-80089
 CURRENT PAGE

Terminal diagram

Cable name	-44PT-8005006		1Px1.5 mm²		S																			
Strip =44C-80005C+PFJBIA-80089-X1 CONNECTION TRANSMITTERS	Connection point																							
	Target designation																							
	Jumper				.																			
	Terminal				S																			
	Connection point																							
	Target designation																							
Cable name	-PFJBIA-80089		10x2x1.5 mm²		S																			



CLIENT DWG NO. 3944-VD-0171-DYP-RE-400-DIA-0002
 EQUIPMENT NO. Various
 EQUIPMENT LOCATION Iran, Onshore

THIS DRAWING IS OWNED BY AIRPACK, AND SHALL NOT BE PRINTED OR COPIED IN ANY OTHER WAY THAN WITH AIRPACKS PERMISSION!

SUBJECT Terminal diagram =44C-80005C+PFJBIA-80089-X1
 ADAPTED TO P&ID REVISION 07
 CLIENT Arya Sasol Polymer Company
 CLIENT REF. ASPC Project
 AIRPACK REF. 23383-05 Wiring Diagram

DRAWN BY RTR
 CHECKED BY RBE
 LAST MODIFICATION DATE 13-Aug-25
 AIRPACK DWG NO. 23383-05
 REVISION 05
 TOTAL PAGE AMOUNT 112

= 44C-80005C
 + PFJBIA-80089
 CURRENT PAGE