



ASPC Project



END CUSTOMER	: Arya Sasol Polymer Company
CONTRACTOR	: DYPNF Co., Ltd.
VENDOR NAME	: Airpack Netherlands BV
EQUIPMENT DESCRIPTION	: Screw Compressor & Roots Blower : Package
PURCHASE ORDER NUMBER	: PO-PC2312-08

Customer Document : 3944-VD-0171-DYP-RE-400-DIA-0002
Number

Airpack Document Number : 23383-05

Document Title : Wiring Diagram (including Terminal Diagram)

Review Code and Status		Contractor Initials/Signature	Date signed
<input type="checkbox"/>	Code 1 REJECTED - Vendor to revise and Resubmit. Work cannot proceed		
<input type="checkbox"/>	Code 2 Comments As Noted - Work May proceed, subject to compliance with and incorporation of comments		
<input type="checkbox"/>	Code 3 No Comments - Work may proceed.		
<input type="checkbox"/>	Code 4 Information only - Review not required.		

00	Issued for Approval	17-03-2025	SC	KP	JJ
Rev. No.	Description	Date	Prepared by	Checked by	Approved by



Airpack B.V.

4301 RN Zierikzee
The Netherlands

PHONE: (31) (0) 111 - 415455

FAX: (31) (0) 111 - 413338

E-MAIL : AIRPACK@AIRPACK.NL

WEBPAGE : WWW.AIRPACK.NL

Client	:	Arya Sasol Polymer Company			
Equipment location	:	Iran, Onshore			
Client reference	:	ASPC Project			
Client dwg. no.	:	3944-VD-0171-DYP-RE-400-DIA-0002			
Airpack reference	:	23383-05 Wiring Diagram			
Airpack dwg. no.	:	23383-05			
Generation date	:	2022-04-08			
E & I manager	:	RBE	Revision no.	:	00
Last modifications	:	2025-03-17			
Last modifications by	:	RTR			



CLIENT DWG NO.	3944-VD-0171-DYP-RE-400-DIA-0002
EQUIPMENT NO.	Various
EQUIPMENT LOCATION	Iran, Onshore
THIS DRAWING IS OWNED BY AIRPACK, AND SHALL NOT BE PRINTED OR COPIED IN ANY OTHER WAY THAN WITH AIRPACKS PERMISSION!	

SUBJECT Title page / cover sheet	
ADAPTED TO P&ID REVISION	00
CLIENT	Arya Sasol Polymer Company
CLIENT REF.	ASPC Project
AIRPACK REF.	23383-05 Wiring Diagram

DRAWN BY	RTR
CHECKED BY	RBE
LAST MODIFICATION DATE	2025-03-17
AIRPACK DWG NO.	23383-05
REVISION	00
TOTAL PAGE AMOUNT	1

=
+
CURRENT PAGE

COMMENTS ON ELECTRICAL DRAWINGS

LPS AND JB MOUNTED ON SKID
 MATERIAL: SS316
 INGRESS. PROTECTION: IP-66
 AREA CLASSIFICATION:
 LPS & ANALOG JUNCTION BOXES: Ex II 3G IIC T3, EEx'e'

GLANDS: NICKEL PLATED BRASS GLANDS WITHOUT SHROUDS, IP-65
 CABLE TRAYS: GALVANIZED STEEL WITH COVER

AMBIENT TEMPERATURE: 5 / 48 °C

REFERENCE DOCUMENTS:

- 23383-03 - 3944-VD-0171-DYP-RE-400-PID-0016 - P&ID
- 23383-06 - 3944-VD-0171-DYP-RE-400-LST-0080 - I/O List
- 23383-07 - 3944-VD-0171-DYP-RE-400-DWG-0003 - JB, LCP LP Cabinet Layout Drawing
- 23383-21 - 3944-VD-0171-DYP-RE-400-PRC-0081 - Control Philosophy

SIGNAL PAIRS	
CURRENT LOOPS	POSITIVE: BLACK NEGATIVE: WHITE
VOLT [FREE] CONTACTS	POSITIVE: BLACK NEGATIVE: WHITE



THIS DRAWING IS OWNED BY AIRPACK, AND SHALL NOT BE PRINTED OR COPIED IN ANY OTHER WAY THAN WITH AIRPACKS PERMISSION!	CLIENT DWG NO.	3944-VD-0171-DYP-RE-400-DIA-0002	SUBJECT Project description		DRAWN BY	RTR	=
	EQUIPMENT NO.	Various			CHECKED BY	RBE	+
	EQUIPMENT LOCATION	Iran, Onshore	ADAPTED TO P&ID REVISION	00	LAST MODIFICATION DATE	2025-03-17	CURRENT PAGE
			CLIENT	Arya Sasol Polymer Company	AIRPACK DWG NO.	23383-05	
			CLIENT REF.	ASPC Project	REVISION	00	
		AIRPACK REF.	23383-05 Wiring Diagram	TOTAL PAGE AMOUNT	2		

Table of contents

Page	Page description	Supplementary page field	Date	Edited by
/1	Title page / cover sheet	1	2025-03-14	rtriegaardt
/2	Project description	2	2025-03-17	rtriegaardt
/3	Table of contents : /1 - =44C-80001A+44LPS-80001A/2	3	2025-03-17	rtriegaardt
/4	Table of contents : =44C-80001A+44LPS-80001A/3 - =44C-80002A+44AJB-80002A/4	4	2025-03-17	rtriegaardt
/5	Table of contents : =44C-80002B+44LPS-80002B/1 - =44C-80004B+44AJB-80004B/3	5	2025-03-17	rtriegaardt
/6	Table of contents : =44C-80004B+44AJB-80004B/4 - =44C-80005C+44LPS-80005C/7	6	2025-03-17	rtriegaardt
/7	Table of contents : =44C-80005C+44AJB-80005C/1 - =44C-80005C+44AJB-80005C/5	7	2025-03-17	rtriegaardt
=44C-40001A+44LPS-40001A/1	TERMINAL STRIP DEFINITION	8	2025-03-14	rtriegaardt
=44C-40001A+44LPS-40001A/2	PUSHBUTTONS	9	2025-03-17	rtriegaardt
=44C-40001A+44LPS-40001A/3	LAMPS	10	2025-03-14	rtriegaardt
=44C-40001A+44LPS-40001A/4	ESD	11	2025-03-14	rtriegaardt
=44C-40001A+44LPS-40001A/5	Terminal diagram =44C-40001A+44LPS-40001A-X1	12	2025-03-17	rtriegaardt
=44C-40001A+44LPS-40001A/6	Terminal diagram =44C-40001A+44LPS-40001A-X2	13	2025-03-17	rtriegaardt
=44C-40001A+44LPS-40001A/7	Terminal diagram =44C-40001A+44LPS-40001A-X9	14	2025-03-17	rtriegaardt
=44C-40001A+44AJB-40001A/1	TERMINAL STRIP DEFINITION	15	2025-03-14	rtriegaardt
=44C-40001A+44AJB-40001A/2	TRANSMITTERS	16	2025-03-17	rtriegaardt
=44C-40001A+44AJB-40001A/3	TRANSMITTERS	17	2025-03-17	rtriegaardt
=44C-40001A+44AJB-40001A/4	Terminal diagram =44C-40001A+44AJB-40001A-X1	18	2025-03-17	rtriegaardt
=44C-40001A+44AJB-40001A/5	Terminal diagram =44C-40001A+44AJB-40001A-X1	19	2025-03-17	rtriegaardt
=44C-40001B+44LPS-40001B/1	TERMINAL STRIP DEFINITION	20	2025-03-17	rtriegaardt
=44C-40001B+44LPS-40001B/2	PUSHBUTTONS	21	2025-03-17	rtriegaardt
=44C-40001B+44LPS-40001B/3	LAMPS	22	2025-03-17	rtriegaardt
=44C-40001B+44LPS-40001B/4	ESD	23	2025-03-17	rtriegaardt
=44C-40001B+44LPS-40001B/5	Terminal diagram =44C-40001B+44LPS-40001B-X1	24	2025-03-17	rtriegaardt
=44C-40001B+44LPS-40001B/6	Terminal diagram =44C-40001B+44LPS-40001B-X2	25	2025-03-17	rtriegaardt
=44C-40001B+44LPS-40001B/7	Terminal diagram =44C-40001B+44LPS-40001B-X9	26	2025-03-17	rtriegaardt
=44C-40001B+44AJB-40001B/1	TERMINAL STRIP DEFINITION	27	2025-03-17	rtriegaardt
=44C-40001B+44AJB-40001B/2	TRANSMITTERS	28	2025-03-17	rtriegaardt
=44C-40001B+44AJB-40001B/3	TRANSMITTERS	29	2025-03-17	rtriegaardt
=44C-40001B+44AJB-40001B/4	Terminal diagram =44C-40001B+44AJB-40001B-X1	30	2025-03-17	rtriegaardt
=44C-40001B+44AJB-40001B/5	Terminal diagram =44C-40001B+44AJB-40001B-X1	31	2025-03-17	rtriegaardt
=44C-80001A+44LPS-80001A/1	TERMINAL STRIP DEFINITION	32	2025-03-17	rtriegaardt
=44C-80001A+44LPS-80001A/2	PUSHBUTTONS	33	2025-03-17	rtriegaardt



THIS DRAWING IS OWNED BY AIRPACK, AND SHALL NOT BE PRINTED OR COPIED IN ANY OTHER WAY THAN WITH AIRPACKS PERMISSION!

CLIENT DWG NO.	3944-VD-0171-DYP-RE-400-DIA-0002	SUBJECT	Table of contents : /1 - =44C-80001A+44LPS-80001A/2
EQUIPMENT NO.	Various	ADAPTED TO P&ID REVISION	00
EQUIPMENT LOCATION	Iran, Onshore	CLIENT	Arya Sasol Polymer Company
		CLIENT REF.	ASPC Project
		AIRPACK REF.	23383-05 Wiring Diagram

DRAWN BY	RTR	=
CHECKED BY	RBE	+
LAST MODIFICATION DATE	2025-03-17	CURRENT PAGE
AIRPACK DWG NO.	23383-05	
REVISION	00	
TOTAL PAGE AMOUNT	3	

Table of contents

Page	Page description	Supplementary page field	Date	Edited by
=44C-80001A+44LPS-80001A/3	LAMPS	34	2025-03-17	rtriegaardt
=44C-80001A+44LPS-80001A/4	ESD	35	2025-03-17	rtriegaardt
=44C-80001A+44LPS-80001A/5	Terminal diagram =44C-80001A+44LPS-80001A-X1	36	2025-03-17	rtriegaardt
=44C-80001A+44LPS-80001A/6	Terminal diagram =44C-80001A+44LPS-80001A-X2	37	2025-03-17	rtriegaardt
=44C-80001A+44LPS-80001A/7	Terminal diagram =44C-80001A+44LPS-80001A-X9	38	2025-03-17	rtriegaardt
=44C-80001A+44AJB-80001A/1	TERMINAL STRIP DEFINITION	39	2025-03-17	rtriegaardt
=44C-80001A+44AJB-80001A/2	TRANSMITTERS	40	2025-03-17	rtriegaardt
=44C-80001A+44AJB-80001A/3	TRANSMITTERS	41	2025-03-17	rtriegaardt
=44C-80001A+44AJB-80001A/4	Terminal diagram =44C-80001A+44AJB-80001A-X1	42	2025-03-17	rtriegaardt
=44C-80001A+44AJB-80001A/5	Terminal diagram =44C-80001A+44AJB-80001A-X1	43	2025-03-17	rtriegaardt
=44C-80001B+44LPS-80001B/1	TERMINAL STRIP DEFINITION	44	2025-03-17	rtriegaardt
=44C-80001B+44LPS-80001B/2	PUSHBUTTONS	45	2025-03-17	rtriegaardt
=44C-80001B+44LPS-80001B/3	LAMPS	46	2025-03-17	rtriegaardt
=44C-80001B+44LPS-80001B/4	ESD	47	2025-03-17	rtriegaardt
=44C-80001B+44LPS-80001B/5	Terminal diagram =44C-80001B+44LPS-80001B-X1	48	2025-03-17	rtriegaardt
=44C-80001B+44LPS-80001B/6	Terminal diagram =44C-80001B+44LPS-80001B-X2	49	2025-03-17	rtriegaardt
=44C-80001B+44LPS-80001B/7	Terminal diagram =44C-80001B+44LPS-80001B-X9	50	2025-03-17	rtriegaardt
=44C-80001B+44AJB-80001B/1	TERMINAL STRIP DEFINITION	51	2025-03-17	rtriegaardt
=44C-80001B+44AJB-80001B/2	TRANSMITTERS	52	2025-03-17	rtriegaardt
=44C-80001B+44AJB-80001B/3	TRANSMITTERS	53	2025-03-17	rtriegaardt
=44C-80001B+44AJB-80001B/4	Terminal diagram =44C-80001B+44AJB-80001B-X1	54	2025-03-17	rtriegaardt
=44C-80001B+44AJB-80001B/5	Terminal diagram =44C-80001B+44AJB-80001B-X1	55	2025-03-17	rtriegaardt
=44C-80002A+44LPS-80002A/1	TERMINAL STRIP DEFINITION	56	2025-03-17	rtriegaardt
=44C-80002A+44LPS-80002A/2	PUSHBUTTONS	57	2025-03-17	rtriegaardt
=44C-80002A+44LPS-80002A/3	LAMPS	58	2025-03-17	rtriegaardt
=44C-80002A+44LPS-80002A/4	ESD	59	2025-03-17	rtriegaardt
=44C-80002A+44LPS-80002A/5	Terminal diagram =44C-80002A+44LPS-80002A-X1	60	2025-03-17	rtriegaardt
=44C-80002A+44LPS-80002A/6	Terminal diagram =44C-80002A+44LPS-80002A-X2	61	2025-03-17	rtriegaardt
=44C-80002A+44LPS-80002A/7	Terminal diagram =44C-80002A+44LPS-80002A-X9	62	2025-03-17	rtriegaardt
=44C-80002A+44AJB-80002A/1	TERMINAL STRIP DEFINITION	63	2025-03-17	rtriegaardt
=44C-80002A+44AJB-80002A/2	TRANSMITTERS	64	2025-03-17	rtriegaardt
=44C-80002A+44AJB-80002A/3	TRANSMITTERS	65	2025-03-17	rtriegaardt
=44C-80002A+44AJB-80002A/4	Terminal diagram =44C-80002A+44AJB-80002A-X1	66	2025-03-17	rtriegaardt



CLIENT DWG NO.	3944-VD-0171-DYP-RE-400-DIA-0002
EQUIPMENT NO.	Various
EQUIPMENT LOCATION	Iran, Onshore
THIS DRAWING IS OWNED BY AIRPACK, AND SHALL NOT BE PRINTED OR COPIED IN ANY OTHER WAY THAN WITH AIRPACKS PERMISSION!	

SUBJECT Table of contents : =44C-80001A+44LPS-80001A/3 - =44C-80002A+44AJB-80002A/4	
ADAPTED TO P&ID REVISION	00
CLIENT	Arya Sasol Polymer Company
CLIENT REF.	ASPC Project
AIRPACK REF.	23383-05 Wiring Diagram

DRAWN BY	RTR	=
CHECKED BY	RBE	+
LAST MODIFICATION DATE	2025-03-17	CURRENT PAGE
AIRPACK DWG NO.	23383-05	
REVISION	00	
TOTAL PAGE AMOUNT	4	

Table of contents

Page	Page description	Supplementary page field	Date	Edited by
=44C-80002B+44LPS-80002B/1	TERMINAL STRIP DEFINITION	67	2025-03-17	rtriegaardt
=44C-80002B+44LPS-80002B/2	PUSHBUTTONS	68	2025-03-17	rtriegaardt
=44C-80002B+44LPS-80002B/3	LAMPS	69	2025-03-17	rtriegaardt
=44C-80002B+44LPS-80002B/4	ESD	70	2025-03-17	rtriegaardt
=44C-80002B+44LPS-80002B/5	Terminal diagram =44C-80002B+44LPS-80002B-X1	71	2025-03-17	rtriegaardt
=44C-80002B+44LPS-80002B/6	Terminal diagram =44C-80002B+44LPS-80002B-X2	72	2025-03-17	rtriegaardt
=44C-80002B+44LPS-80002B/7	Terminal diagram =44C-80002B+44LPS-80002B-X9	73	2025-03-17	rtriegaardt
=44C-80002B+44AJB-80002B/1	TERMINAL STRIP DEFINITION	74	2025-03-17	rtriegaardt
=44C-80002B+44AJB-80002B/2	TRANSMITTERS	75	2025-03-17	rtriegaardt
=44C-80002B+44AJB-80002B/3	TRANSMITTERS	76	2025-03-17	rtriegaardt
=44C-80002B+44AJB-80002B/4	Terminal diagram =44C-80002B+44AJB-80002B-X1	77	2025-03-17	rtriegaardt
=44C-80004A+44LPS-80004A/1	TERMINAL STRIP DEFINITION	78	2025-03-17	rtriegaardt
=44C-80004A+44LPS-80004A/2	PUSHBUTTONS	79	2025-03-17	rtriegaardt
=44C-80004A+44LPS-80004A/3	LAMPS	80	2025-03-17	rtriegaardt
=44C-80004A+44LPS-80004A/4	ESD	81	2025-03-17	rtriegaardt
=44C-80004A+44LPS-80004A/5	Terminal diagram =44C-80004A+44LPS-80004A-X1	82	2025-03-17	rtriegaardt
=44C-80004A+44LPS-80004A/6	Terminal diagram =44C-80004A+44LPS-80004A-X2	83	2025-03-17	rtriegaardt
=44C-80004A+44LPS-80004A/7	Terminal diagram =44C-80004A+44LPS-80004A-X9	84	2025-03-17	rtriegaardt
=44C-80004A+44AJB-80004A/1	TERMINAL STRIP DEFINITION	85	2025-03-17	rtriegaardt
=44C-80004A+44AJB-80004A/2	TRANSMITTERS	86	2025-03-17	rtriegaardt
=44C-80004A+44AJB-80004A/3	TRANSMITTERS	87	2025-03-17	rtriegaardt
=44C-80004A+44AJB-80004A/4	Terminal diagram =44C-80004A+44AJB-80004A-X1	88	2025-03-17	rtriegaardt
=44C-80004A+44AJB-80004A/5	Terminal diagram =44C-80004A+44AJB-80004A-X1	89	2025-03-17	rtriegaardt
=44C-80004B+44LPS-80004B/1	TERMINAL STRIP DEFINITION	90	2025-03-17	rtriegaardt
=44C-80004B+44LPS-80004B/2	PUSHBUTTONS	91	2025-03-17	rtriegaardt
=44C-80004B+44LPS-80004B/3	LAMPS	92	2025-03-17	rtriegaardt
=44C-80004B+44LPS-80004B/4	ESD	93	2025-03-17	rtriegaardt
=44C-80004B+44LPS-80004B/5	Terminal diagram =44C-80004B+44LPS-80004B-X1	94	2025-03-17	rtriegaardt
=44C-80004B+44LPS-80004B/6	Terminal diagram =44C-80004B+44LPS-80004B-X2	95	2025-03-17	rtriegaardt
=44C-80004B+44LPS-80004B/7	Terminal diagram =44C-80004B+44LPS-80004B-X9	96	2025-03-17	rtriegaardt
=44C-80004B+44AJB-80004B/1	TERMINAL STRIP DEFINITION	97	2025-03-17	rtriegaardt
=44C-80004B+44AJB-80004B/2	TRANSMITTERS	98	2025-03-17	rtriegaardt
=44C-80004B+44AJB-80004B/3	TRANSMITTERS	99	2025-03-17	rtriegaardt



CLIENT DWG NO.	3944-VD-0171-DYP-RE-400-DIA-0002
EQUIPMENT NO.	Various
EQUIPMENT LOCATION	Iran, Onshore
THIS DRAWING IS OWNED BY AIRPACK, AND SHALL NOT BE PRINTED OR COPIED IN ANY OTHER WAY THAN WITH AIRPACKS PERMISSION!	

SUBJECT Table of contents : =44C-80002B+44LPS-80002B/1 - =44C-80004B+44AJB-80004B/3	
ADAPTED TO P&ID REVISION	00
CLIENT	Arya Sasol Polymer Company
CLIENT REF.	ASPC Project
AIRPACK REF.	23383-05 Wiring Diagram

DRAWN BY	RTR
CHECKED BY	RBE
LAST MODIFICATION DATE	2025-03-17
AIRPACK DWG NO.	23383-05
REVISION	00
TOTAL PAGE AMOUNT	5

=	CURRENT PAGE
+	
5	

Table of contents

Page	Page description	Supplementary page field	Date	Edited by
=44C-80004B+44AJB-80004B/4	Terminal diagram =44C-80004B+44AJB-80004B-X1	100	2025-03-17	rtriegaardt
=44C-80004B+44AJB-80004B/5	Terminal diagram =44C-80004B+44AJB-80004B-X1	101	2025-03-17	rtriegaardt
=44C-80005A+44LPS-80005A/1	TERMINAL STRIP DEFINITION	102	2025-03-17	rtriegaardt
=44C-80005A+44LPS-80005A/2	PUSHBUTTONS	103	2025-03-17	rtriegaardt
=44C-80005A+44LPS-80005A/3	LAMPS	104	2025-03-17	rtriegaardt
=44C-80005A+44LPS-80005A/4	ESD	105	2025-03-17	rtriegaardt
=44C-80005A+44LPS-80005A/5	Terminal diagram =44C-80005A+44LPS-80005A-X1	106	2025-03-17	rtriegaardt
=44C-80005A+44LPS-80005A/6	Terminal diagram =44C-80005A+44LPS-80005A-X2	107	2025-03-17	rtriegaardt
=44C-80005A+44LPS-80005A/7	Terminal diagram =44C-80005A+44LPS-80005A-X9	108	2025-03-17	rtriegaardt
=44C-80005A+44AJB-80005A/1	TERMINAL STRIP DEFINITION	109	2025-03-17	rtriegaardt
=44C-80005A+44AJB-80005A/2	TRANSMITTERS	110	2025-03-17	rtriegaardt
=44C-80005A+44AJB-80005A/3	TRANSMITTERS	111	2025-03-17	rtriegaardt
=44C-80005A+44AJB-80005A/4	Terminal diagram =44C-80005A+44AJB-80005A-X1	112	2025-03-17	rtriegaardt
=44C-80005A+44AJB-80005A/5	Terminal diagram =44C-80005A+44AJB-80005A-X1	113	2025-03-17	rtriegaardt
=44C-80005B+44LPS-80005B/1	TERMINAL STRIP DEFINITION	114	2025-03-17	rtriegaardt
=44C-80005B+44LPS-80005B/2	PUSHBUTTONS	115	2025-03-17	rtriegaardt
=44C-80005B+44LPS-80005B/3	LAMPS	116	2025-03-17	rtriegaardt
=44C-80005B+44LPS-80005B/4	ESD	117	2025-03-17	rtriegaardt
=44C-80005B+44LPS-80005B/5	Terminal diagram =44C-80005B+44LPS-80005B-X1	118	2025-03-17	rtriegaardt
=44C-80005B+44LPS-80005B/6	Terminal diagram =44C-80005B+44LPS-80005B-X2	119	2025-03-17	rtriegaardt
=44C-80005B+44LPS-80005B/7	Terminal diagram =44C-80005B+44LPS-80005B-X9	120	2025-03-17	rtriegaardt
=44C-80005B+44AJB-80005B/1	TERMINAL STRIP DEFINITION	121	2025-03-17	rtriegaardt
=44C-80005B+44AJB-80005B/2	TRANSMITTERS	122	2025-03-17	rtriegaardt
=44C-80005B+44AJB-80005B/3	TRANSMITTERS	123	2025-03-17	rtriegaardt
=44C-80005B+44AJB-80005B/4	Terminal diagram =44C-80005B+44AJB-80005B-X1	124	2025-03-17	rtriegaardt
=44C-80005B+44AJB-80005B/5	Terminal diagram =44C-80005B+44AJB-80005B-X1	125	2025-03-17	rtriegaardt
=44C-80005C+44LPS-80005C/1	TERMINAL STRIP DEFINITION	126	2025-03-17	rtriegaardt
=44C-80005C+44LPS-80005C/2	PUSHBUTTONS	127	2025-03-17	rtriegaardt
=44C-80005C+44LPS-80005C/3	LAMPS	128	2025-03-17	rtriegaardt
=44C-80005C+44LPS-80005C/4	ESD	129	2025-03-17	rtriegaardt
=44C-80005C+44LPS-80005C/5	Terminal diagram =44C-80005C+44LPS-80005C-X1	130	2025-03-17	rtriegaardt
=44C-80005C+44LPS-80005C/6	Terminal diagram =44C-80005C+44LPS-80005C-X2	131	2025-03-17	rtriegaardt
=44C-80005C+44LPS-80005C/7	Terminal diagram =44C-80005C+44LPS-80005C-X9	132	2025-03-17	rtriegaardt



CLIENT DWG NO.	3944-VD-0171-DYP-RE-400-DIA-0002
EQUIPMENT NO.	Various
EQUIPMENT LOCATION	Iran, Onshore
THIS DRAWING IS OWNED BY AIRPACK, AND SHALL NOT BE PRINTED OR COPIED IN ANY OTHER WAY THAN WITH AIRPACKS PERMISSION!	

SUBJECT Table of contents : =44C-80004B+44AJB-80004B/4 - =44C-80005C+44LPS-80005C/7	
ADAPTED TO P&ID REVISION	00
CLIENT	Arya Sasol Polymer Company
CLIENT REF.	ASPC Project
AIRPACK REF.	23383-05 Wiring Diagram

DRAWN BY	RTR	=
CHECKED BY	RBE	+
LAST MODIFICATION DATE	2025-03-17	CURRENT PAGE
AIRPACK DWG NO.	23383-05	
REVISION	00	
TOTAL PAGE AMOUNT	6	

Table of contents

Page	Page description	Supplementary page field	Date	Edited by
=44C-80005C+44AJB-80005C/1	TERMINAL STRIP DEFINITION	133	2025-03-17	rtriegaardt
=44C-80005C+44AJB-80005C/2	TRANSMITTERS	134	2025-03-17	rtriegaardt
=44C-80005C+44AJB-80005C/3	TRANSMITTERS	135	2025-03-17	rtriegaardt
=44C-80005C+44AJB-80005C/4	Terminal diagram =44C-80005C+44AJB-80005C-X1	136	2025-03-17	rtriegaardt
=44C-80005C+44AJB-80005C/5	Terminal diagram =44C-80005C+44AJB-80005C-X1	137	2025-03-17	rtriegaardt



CLIENT DWG NO. 3944-VD-0171-DYP-RE-400-DIA-0002
 EQUIPMENT NO. Various
 EQUIPMENT LOCATION Iran, Onshore
 THIS DRAWING IS OWNED BY AIRPACK, AND SHALL NOT BE PRINTED OR COPIED IN ANY OTHER WAY THAN WITH AIRPACKS PERMISSION!

SUBJECT Table of contents : =44C-80005C+44AJB-80005C/1 - =44C-80005C+44AJB-80005C/5
 ADAPTED TO P&ID REVISION 00
 CLIENT Arya Sasol Polymer Company
 CLIENT REF. ASPC Project
 AIRPACK REF. 23383-05 Wiring Diagram

DRAWN BY RTR
 CHECKED BY RBE
 LAST MODIFICATION DATE 2025-03-17
 AIRPACK DWG NO. 23383-05
 REVISION 00
 TOTAL PAGE AMOUNT 7

=
 +
 CURRENT PAGE

44LPS-40001A

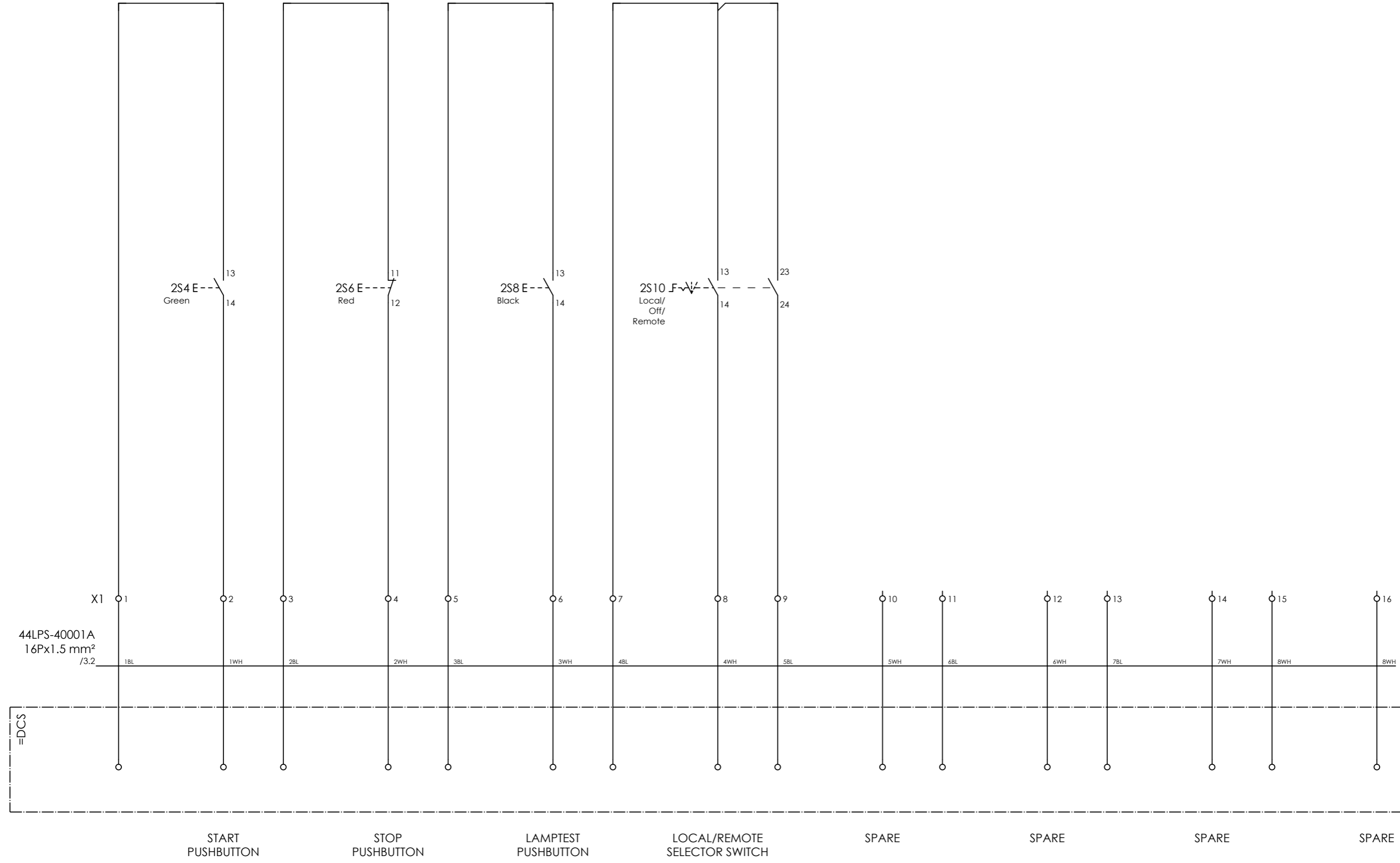
LOCAL PUSHBUTTON STATION

TERMINAL STRIP DEFINITION

- X1 = CONNECTION PUSHBUTTONS
- X2 = CONNECTION LAMPS
- X9 = CONNECTION ESD PUSHBUTTON

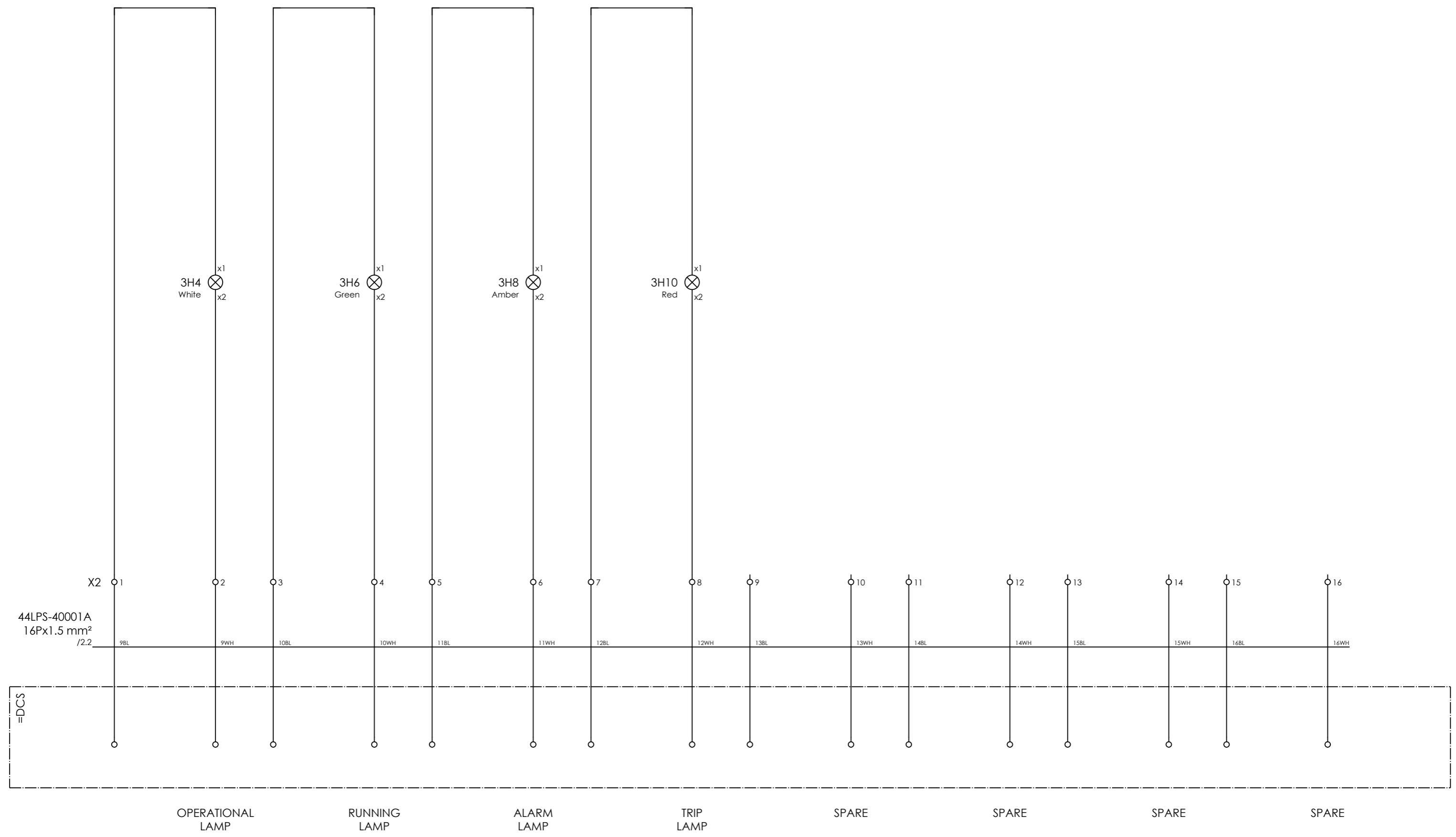


CLIENT DWG NO.	3944-VD-0171-DYP-RE-400-DIA-0002	SUBJECT	TERMINAL STRIP DEFINITION	DRAWN BY	RTR	= 44C-40001A
EQUIPMENT NO.	Various	ADAPTED TO P&ID REVISION	00	CHECKED BY	RBE	+ 44LPS-40001A
EQUIPMENT LOCATION	Iran, Onshore	CLIENT	Arya Sasol Polymer Company	LAST MODIFICATION DATE	2025-03-17	CURRENT PAGE
THIS DRAWING IS OWNED BY AIRPACK, AND SHALL NOT BE PRINTED OR COPIED IN ANY OTHER WAY THAN WITH AIRPACKS PERMISSION!		CLIENT REF.	ASPC Project	AIRPACK DWG NO.	23383-05	
		AIRPACK REF.	23383-05 Wiring Diagram	REVISION	00	
		TOTAL PAGE AMOUNT	8			



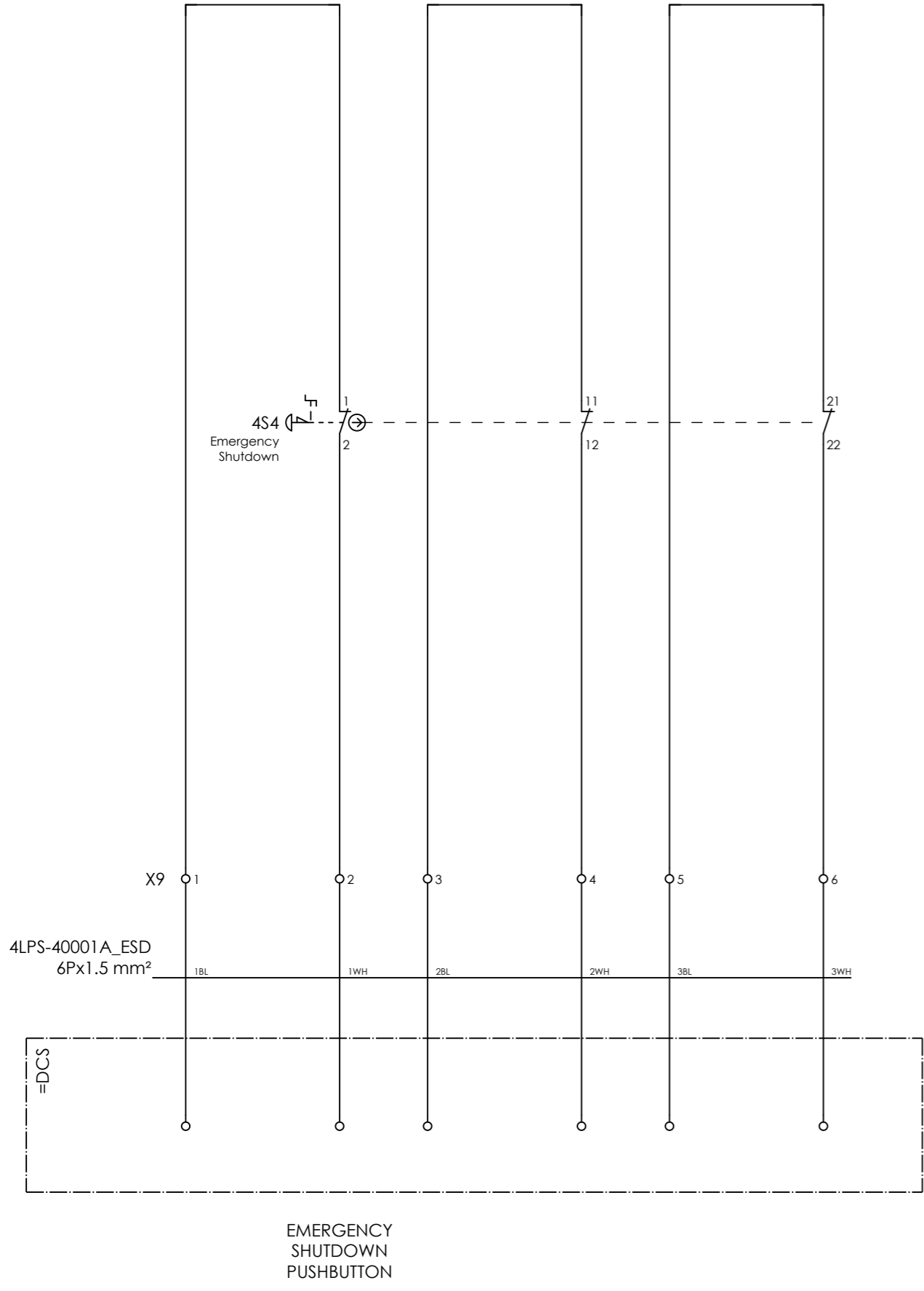
CLIENT DWG NO.	3944-VD-0171-DYP-RE-400-DIA-0002	SUBJECT PUSHBUTTONS	
EQUIPMENT NO.	Various	ADAPTED TO P&ID REVISION	00
EQUIPMENT LOCATION	Iran, Onshore	CLIENT	Arya Sasol Polymer Company
THIS DRAWING IS OWNED BY AIRPACK, AND SHALL NOT BE PRINTED OR COPIED IN ANY OTHER WAY THAN WITH AIRPACKS PERMISSION!		CLIENT REF.	ASPC Project
		AIRPACK REF.	23383-05 Wiring Diagram

DRAWN BY	RTR	= 44C-40001A
CHECKED BY	RBE	+ 44LPS-40001A
LAST MODIFICATION DATE	2025-03-17	CURRENT PAGE
AIRPACK DWG NO.	23383-05	
REVISION	00	
TOTAL PAGE AMOUNT	9	



CLIENT DWG NO.	3944-VD-0171-DYP-RE-400-DIA-0002	SUBJECT LAMPS	
EQUIPMENT NO.	Various	ADAPTED TO P&ID REVISION	00
EQUIPMENT LOCATION	Iran, Onshore	CLIENT	Arya Sasol Polymer Company
THIS DRAWING IS OWNED BY AIRPACK, AND SHALL NOT BE PRINTED OR COPIED IN ANY OTHER WAY THAN WITH AIRPACKS PERMISSION!		CLIENT REF.	ASPC Project
		AIRPACK REF.	23383-05 Wiring Diagram

DRAWN BY	RTR	= 44C-40001A
CHECKED BY	RBE	+ 44LPS-40001A
LAST MODIFICATION DATE	2025-03-17	CURRENT PAGE
AIRPACK DWG NO.	23383-05	
REVISION	00	
TOTAL PAGE AMOUNT	10	



CLIENT DWG NO.	3944-VD-0171-DYP-RE-400-DIA-0002
EQUIPMENT NO.	Various
EQUIPMENT LOCATION	Iran, Onshore
THIS DRAWING IS OWNED BY AIRPACK, AND SHALL NOT BE PRINTED OR COPIED IN ANY OTHER WAY THAN WITH AIRPACKS PERMISSION!	

SUBJECT ESD	
ADAPTED TO P&ID REVISION	00
CLIENT	Arya Sasol Polymer Company
CLIENT REF.	ASPC Project
AIRPACK REF.	23383-05 Wiring Diagram

DRAWN BY	RTR
CHECKED BY	RBE
LAST MODIFICATION DATE	2025-03-17
AIRPACK DWG NO.	23383-05
REVISION	00
TOTAL PAGE AMOUNT	11

= 44C-40001A
+ 44LPS-40001A
CURRENT PAGE

Terminal diagram

Cable name		Strip =44C-40001A+44LPS-40001A-X1 CONNECTION PUSHBUTTONS										Cable name	
Terminal	Connection point	Jumper	Target designation	Terminal	Connection point	Jumper	Target designation	Terminal	Connection point	Jumper	Target designation	Terminal	Connection point
1		.	-2S4	1		.	-2S4	1		.	-2S4	1	
2		.	-2S4	2		.	-2S4	2		.	-2S4	2	
3		.	-2S6	3		.	-2S6	3		.	-2S6	3	
4		.	-2S6	4		.	-2S6	4		.	-2S6	4	
5		.	-2S8	5		.	-2S8	5		.	-2S8	5	
6		.	-2S8	6		.	-2S8	6		.	-2S8	6	
7		.	-2S10	7		.	-2S10	7		.	-2S10	7	
8		.	-2S10	8		.	-2S10	8		.	-2S10	8	
9		.	-2S10	9		.	-2S10	9		.	-2S10	9	
10		.		10		.		10		.		10	
11		.		11		.		11		.		11	
12		.		12		.		12		.		12	
13		.		13		.		13		.		13	
14		.		14		.		14		.		14	
15		.		15		.		15		.		15	
16		.		16		.		16		.		16	



CLIENT DWG NO. 3944-VD-0171-DYP-RE-400-DIA-0002
 EQUIPMENT NO. Various
 EQUIPMENT LOCATION Iran, Onshore
 THIS DRAWING IS OWNED BY AIRPACK, AND SHALL NOT BE PRINTED OR COPIED IN ANY OTHER WAY THAN WITH AIRPACKS PERMISSION!

SUBJECT Terminal diagram =44C-40001A+44LPS-40001A-X1
 ADAPTED TO P&ID REVISION 00
 CLIENT Arya Sasol Polymer Company
 CLIENT REF. ASPC Project
 AIRPACK REF. 23383-05 Wiring Diagram

DRAWN BY RTR
 CHECKED BY RBE
 LAST MODIFICATION DATE 2025-03-17
 AIRPACK DWG NO. 23383-05
 REVISION 00
 TOTAL PAGE AMOUNT 12

= 44C-40001A
 + 44LPS-40001A
 CURRENT PAGE

Terminal diagram

Cable name		Strip =44C-40001A+44LPS-40001A-X2 CONNECTION LAMPS						Cable name	
		Target designation	Connection point	Terminal	Jumper	Target designation	Connection point		
-44LPS-40001A	16Px1.5 mm ²	9BL		1	.	-3H4	x1		
		9WH		2	.	-3H4	x2		
		10BL		3	.	-3H6	x1		
		10WH		4	.	-3H6	x2		
		11BL		5	.	-3H8	x1		
		11WH		6	.	-3H8	x2		
		12BL		7	.	-3H10	x1		
		12WH		8	.	-3H10	x2		
		13BL		9	.				
		13WH		10	.				
		14BL		11	.				
		14WH		12	.				
		15BL		13	.				
		15WH		14	.				
		16BL		15	.				
		16WH		16	.				



CLIENT DWG NO. 3944-VD-0171-DYP-RE-400-DIA-0002
 EQUIPMENT NO. Various
 EQUIPMENT LOCATION Iran, Onshore
 THIS DRAWING IS OWNED BY AIRPACK, AND SHALL NOT BE PRINTED OR COPIED IN ANY OTHER WAY THAN WITH AIRPACKS PERMISSION!

SUBJECT Terminal diagram =44C-40001A+44LPS-40001A-X2
 ADAPTED TO P&ID REVISION 00
 CLIENT Arya Sasol Polymer Company
 CLIENT REF. ASPC Project
 AIRPACK REF. 23383-05 Wiring Diagram

DRAWN BY RTR
 CHECKED BY RBE
 LAST MODIFICATION DATE 2025-03-17
 AIRPACK DWG NO. 23383-05
 REVISION 00
 TOTAL PAGE AMOUNT 13

= 44C-40001A
 + 44LPS-40001A
 CURRENT PAGE

Terminal diagram

Cable name		Strip =44C-40001A+44LPS-40001A-X9 CONNECTION ESD PUSHBUTTON								Cable name															
Terminal	Connection point	Terminal	Connection point	Jumper	Target designation	Terminal	Connection point	Target designation	Connection point																
1		1	1	.	-4S4	1			1																
2		2	2	.	-4S4	2			2																
3		3	11	.	-4S4	3			11																
4		4	12	.	-4S4	4			12																
5		5	21	.	-4S4	5			21																
6		6	22	.	-4S4	6			22																



CLIENT DWG NO.	3944-VD-0171-DYP-RE-400-DIA-0002
EQUIPMENT NO.	Various
EQUIPMENT LOCATION	Iran, Onshore

THIS DRAWING IS OWNED BY AIRPACK, AND SHALL NOT BE PRINTED OR COPIED IN ANY OTHER WAY THAN WITH AIRPACKS PERMISSION!

SUBJECT Terminal diagram =44C-40001A+44LPS-40001A-X9	
ADAPTED TO P&ID REVISION	00
CLIENT	Arya Sasol Polymer Company
CLIENT REF.	ASPC Project
AIRPACK REF.	23383-05 Wiring Diagram

DRAWN BY	RTR
CHECKED BY	RBE
LAST MODIFICATION DATE	2025-03-17
AIRPACK DWG NO.	23383-05
REVISION	00
TOTAL PAGE AMOUNT	14

= 44C-40001A	
+ 44LPS-40001A	
CURRENT PAGE	

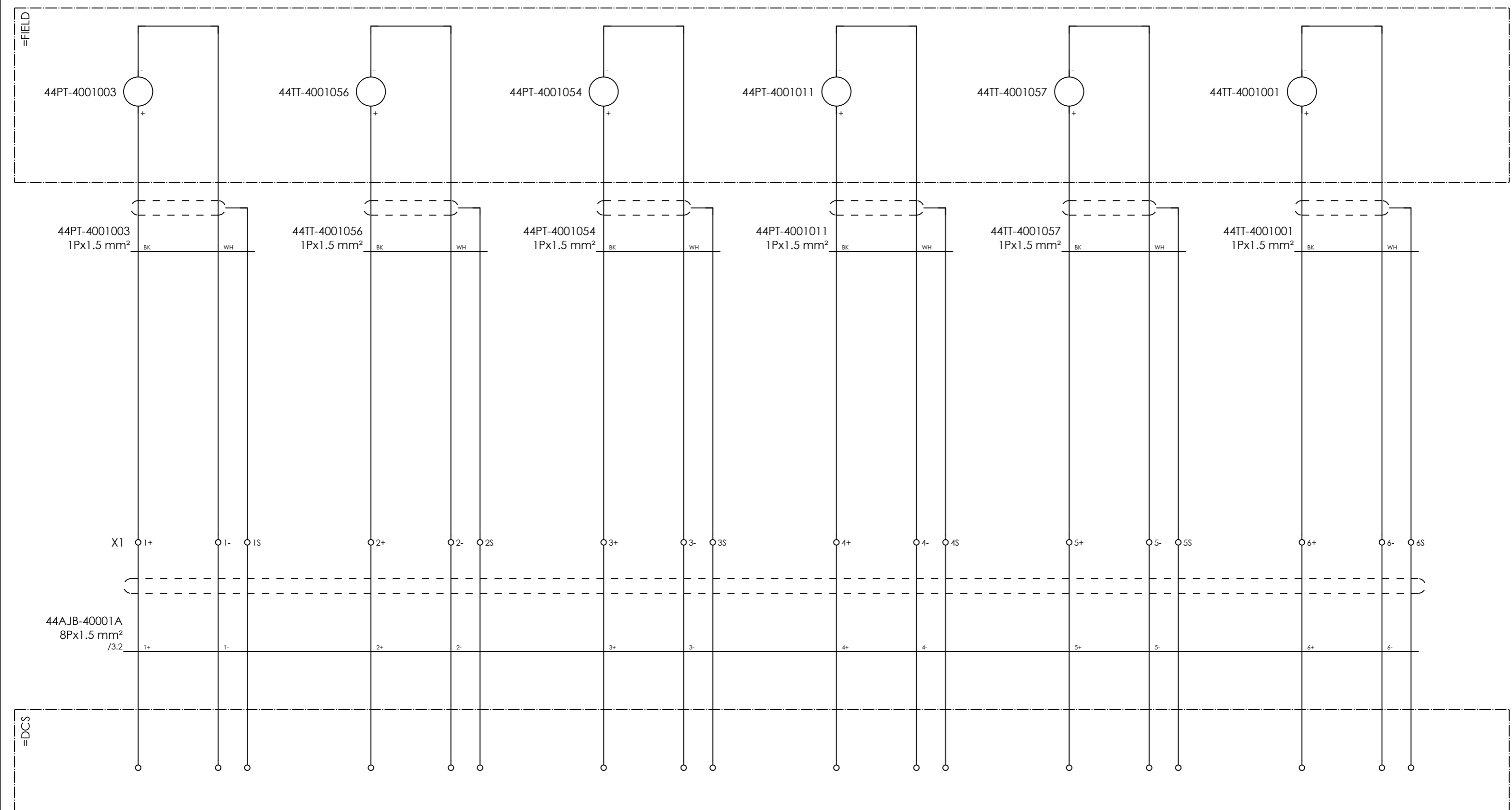
44AJB-40001A ANALOG JUNCTION BOX

TERMINAL STRIP DEFINITION

X1 = CONNECTION TRANSMITTERS



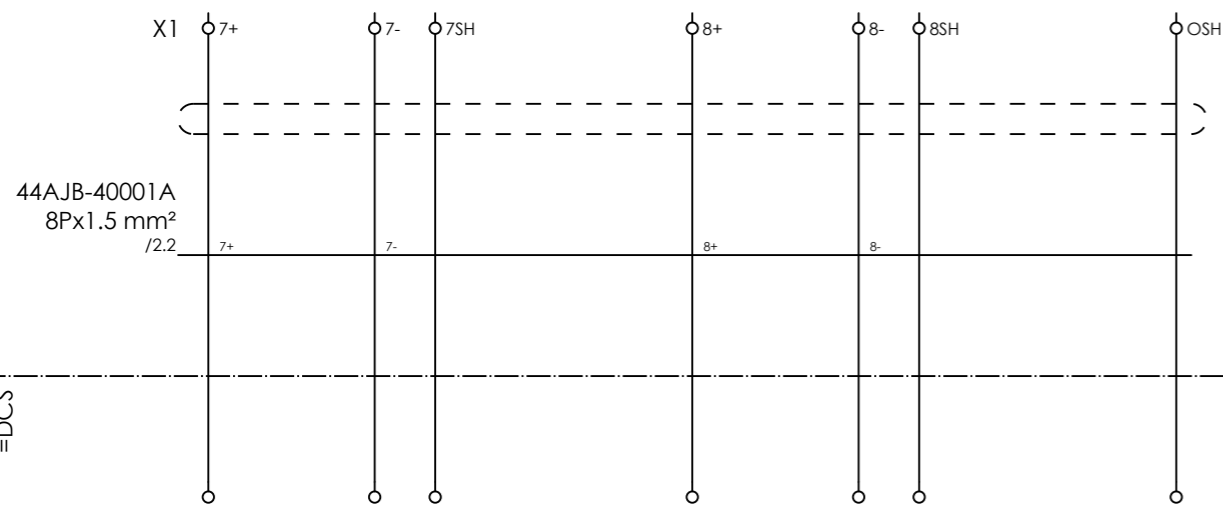
CLIENT DWG NO.	3944-VD-0171-DYP-RE-400-DIA-0002	SUBJECT		DRAWN BY	RTR	= 44C-40001A
EQUIPMENT NO.	Various	TERMINAL STRIP DEFINITION		CHECKED BY	RBE	+ 44AJB-40001A
EQUIPMENT LOCATION	Iran, Onshore	ADAPTED TO P&ID REVISION	00	LAST MODIFICATION DATE	2025-03-17	CURRENT PAGE
THIS DRAWING IS OWNED BY AIRPACK, AND SHALL NOT BE PRINTED OR COPIED IN ANY OTHER WAY THAN WITH AIRPACKS PERMISSION!		CLIENT	Arya Sasol Polymer Company	AIRPACK DWG NO.	23383-05	
		CLIENT REF.	ASPC Project	REVISION	00	
		AIRPACK REF.	23383-05 Wiring Diagram	TOTAL PAGE AMOUNT	15	



INLET PRESSURE TRANSMITTER OIL TEMPERATURE TRANSMITTER OIL PRESSURE TRANSMITTER DISCHARGE PRESSURE TRANSMITTER DISCHARGE TEMPERATURE TRANSMITTER ENCLOSURE TEMPERATURE TRANSMITTER

	CLIENT DWG NO.	3944-VD-0171-DYP-RE-400-DIA-0002	SUBJECT		DRAWN BY	RTR	= 44C-40001A	
	EQUIPMENT NO.	Various	TRANSMITTERS		CHECKED BY	RBE	+ 44AJB-40001A	
	EQUIPMENT LOCATION	Iran, Onshore	ADAPTED TO P&ID REVISION	00	LAST MODIFICATION DATE	2025-03-17	CURRENT PAGE	
	THIS DRAWING IS OWNED BY AIRPACK, AND SHALL NOT BE PRINTED OR COPIED IN ANY OTHER WAY THAN WITH AIRPACKS PERMISSION!		CLIENT	Arya Sasol Polymer Company		AIRPACK DWG NO.	23383-05	
	CLIENT REF.	ASPC Project		REVISION	00			
AIRPACK REF.	23383-05 Wiring Diagram		TOTAL PAGE AMOUNT	16				

=FIELD



=DCS



SPARE

SPARE



CLIENT DWG NO.	3944-VD-0171-DYP-RE-400-DIA-0002
EQUIPMENT NO.	Various
EQUIPMENT LOCATION	Iran, Onshore

THIS DRAWING IS OWNED BY AIRPACK, AND SHALL NOT BE PRINTED OR COPIED IN ANY OTHER WAY THAN WITH AIRPACKS PERMISSION!

SUBJECT TRANSMITTERS	
ADAPTED TO P&ID REVISION	00

CLIENT	Arya Sasol Polymer Company
CLIENT REF.	ASPC Project
AIRPACK REF.	23383-05 Wiring Diagram

DRAWN BY	RTR
CHECKED BY	RBE
LAST MODIFICATION DATE	2025-03-17

AIRPACK DWG NO.	23383-05
REVISION	00
TOTAL PAGE AMOUNT	17

= 44C-40001A
+ 44AJB-40001A
CURRENT PAGE

Cable name		Strip =44C-40001A+44AJB-40001A-X1 CONNECTION TRANSMITTERS											Cable name										
-44TT-4001001 1Px1.5 mm² BK WH S		Connection point		Target designation		Terminal		Jumper		Connection point		Target designation		-44AJB-40001A 8Px1.5 mm² 6+ 6- S 7+ 7- S 8+ 8- S S									
		+		=FIELD-44TT-4001001		6+		·															
		-		=FIELD-44TT-4001001		6-		·															
						6S		·															
						7+		·															
						7-		·															
						7SH		·															
						8+		·															
						8-		·															
						8SH		·															
						OSH		·															



CLIENT DWG NO. 3944-VD-0171-DYP-RE-400-DIA-0002
 EQUIPMENT NO. Various
 EQUIPMENT LOCATION Iran, Onshore
 THIS DRAWING IS OWNED BY AIRPACK, AND SHALL NOT BE PRINTED OR COPIED IN ANY OTHER WAY THAN WITH AIRPACKS PERMISSION!

SUBJECT Terminal diagram =44C-40001A+44AJB-40001A-X1
 ADAPTED TO P&ID REVISION 00
 CLIENT Arya Sasol Polymer Company
 CLIENT REF. ASPC Project
 AIRPACK REF. 23383-05 Wiring Diagram

DRAWN BY RTR
 CHECKED BY RBE
 LAST MODIFICATION DATE 2025-03-17
 AIRPACK DWG NO. 23383-05
 REVISION 00
 TOTAL PAGE AMOUNT 19

= 44C-40001A
 + 44AJB-40001A
 CURRENT PAGE

44LPS-40001B

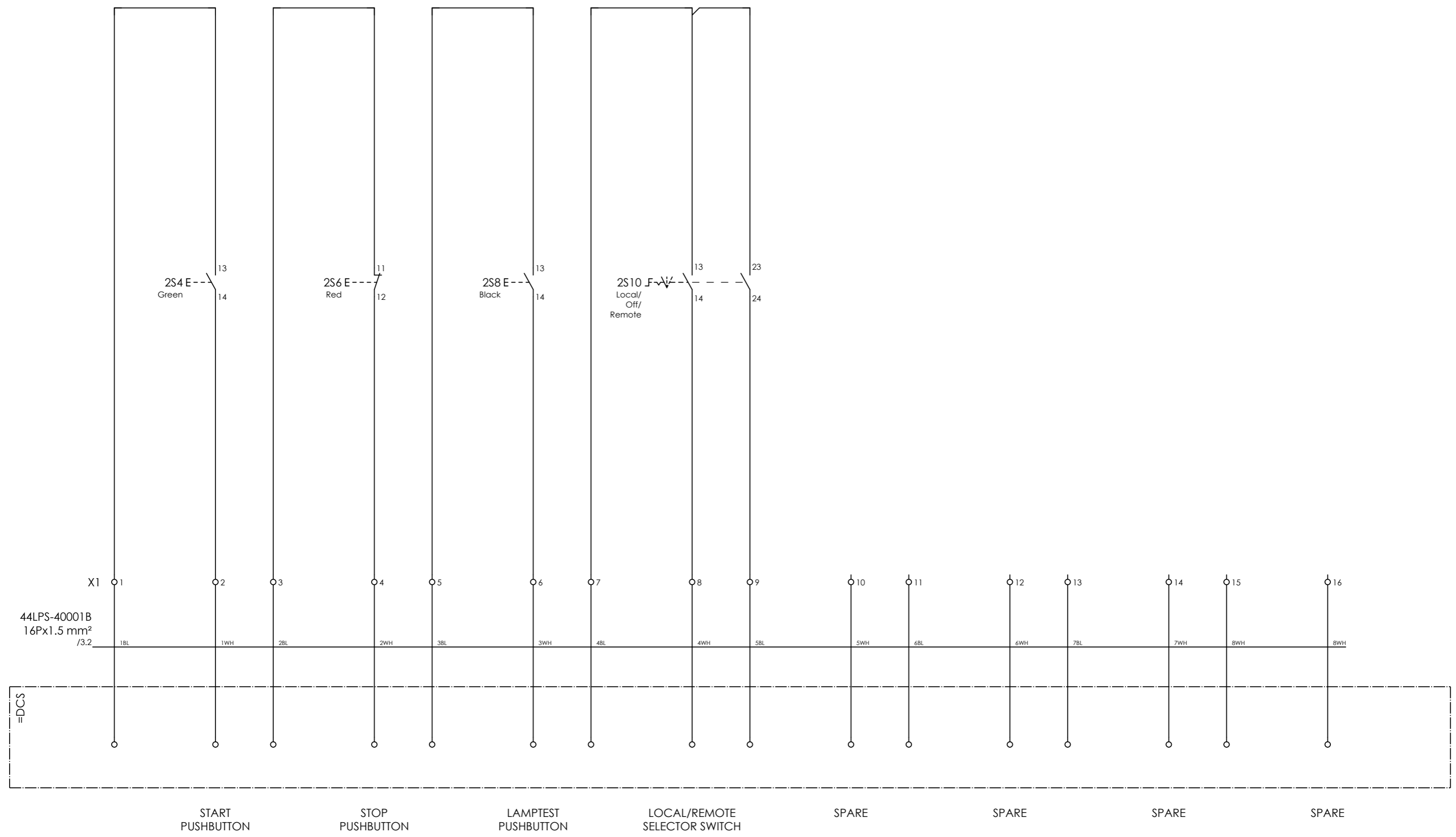
LOCAL PUSHBUTTON STATION


TERMINAL STRIP DEFINITION

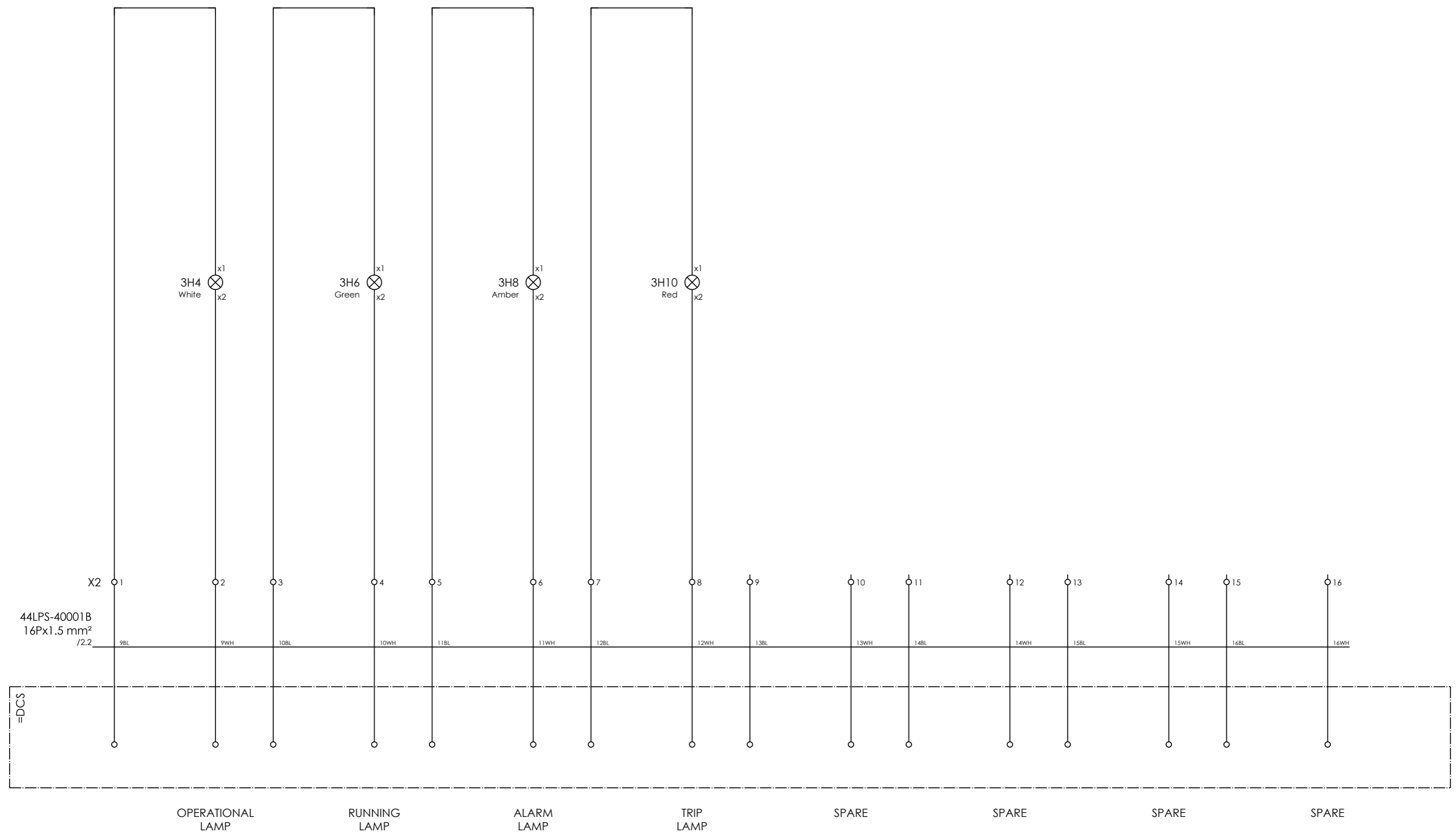
- X1 = CONNECTION PUSHBUTTONS
- X2 = CONNECTION LAMPS
- X9 = CONNECTION ESD PUSHBUTTON



CLIENT DWG NO.	3944-VD-0171-DYP-RE-400-DIA-0002	SUBJECT	TERMINAL STRIP DEFINITION	DRAWN BY	RTR	= 44C-40001B
EQUIPMENT NO.	Various	ADAPTED TO P&ID REVISION	00	CHECKED BY	RBE	+ 44LPS-40001B
EQUIPMENT LOCATION	Iran, Onshore	CLIENT	Arya Sasol Polymer Company	LAST MODIFICATION DATE	2025-03-17	CURRENT PAGE
THIS DRAWING IS OWNED BY AIRPACK, AND SHALL NOT BE PRINTED OR COPIED IN ANY OTHER WAY THAN WITH AIRPACKS PERMISSION!		CLIENT REF.	ASPC Project	AIRPACK DWG NO.	23383-05	
		AIRPACK REF.	23383-05 Wiring Diagram	REVISION	00	
		TOTAL PAGE AMOUNT	20			

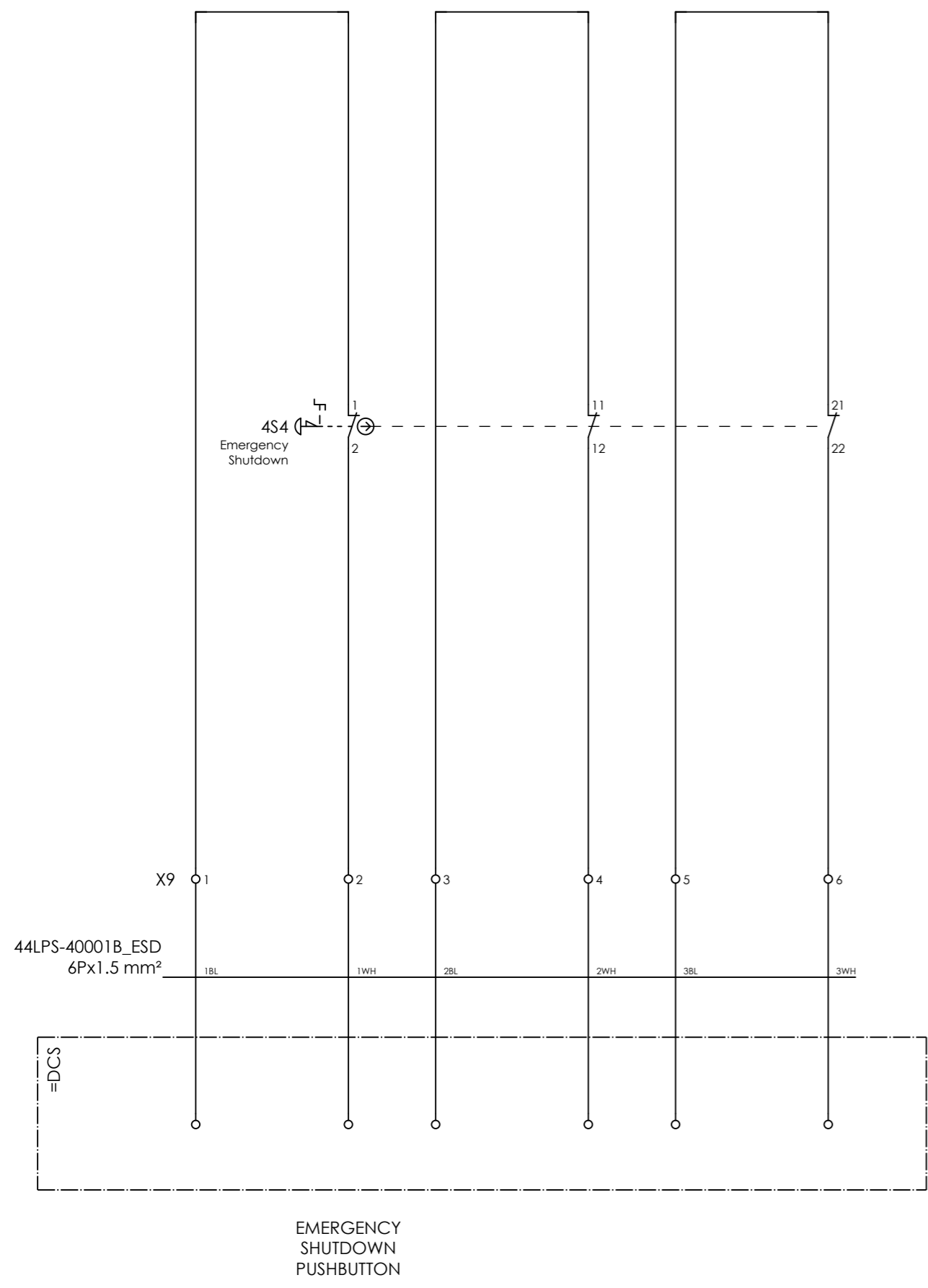


	CLIENT DWG NO.	3944-VD-0171-DYP-RE-400-DIA-0002	SUBJECT		DRAWN BY	RTR	= 44C-40001B	
	EQUIPMENT NO.	Various	PUSHBUTTONS		CHECKED BY	RBE	+ 44LPS-40001B	
	EQUIPMENT LOCATION	Iran, Onshore	ADAPTED TO P&ID REVISION	00	LAST MODIFICATION DATE	2025-03-17	CURRENT PAGE	
	THIS DRAWING IS OWNED BY AIRPACK, AND SHALL NOT BE PRINTED OR COPIED IN ANY OTHER WAY THAN WITH AIRPACKS PERMISSION!		CLIENT	Arya Sasol Polymer Company		AIRPACK DWG NO.	23383-05	
			CLIENT REF.	ASPC Project		REVISION	00	
		AIRPACK REF.	23383-05 Wiring Diagram		TOTAL PAGE AMOUNT	21		



CLIENT DWG NO.	3944-VD-0171-DYP-RE-400-DIA-0002	SUBJECT LAMPS	
EQUIPMENT NO.	Various	ADAPTED TO P&ID REVISION	00
EQUIPMENT LOCATION	Iran, Onshore	CLIENT	Arya Sasol Polymer Company
THIS DRAWING IS OWNED BY AIRPACK, AND SHALL NOT BE PRINTED OR COPIED IN ANY OTHER WAY THAN WITH AIRPACKS PERMISSION!		CLIENT REF.	ASPC Project
		AIRPACK REF.	23383-05 Wiring Diagram

DRAWN BY	RTR	= 44C-40001B
CHECKED BY	RBE	+ 44LPS-40001B
LAST MODIFICATION DATE	2025-03-17	CURRENT PAGE
AIRPACK DWG NO.	23383-05	
REVISION	00	
TOTAL PAGE AMOUNT	22	



CLIENT DWG NO.	3944-VD-0171-DYP-RE-400-DIA-0002
EQUIPMENT NO.	Various
EQUIPMENT LOCATION	Iran, Onshore

THIS DRAWING IS OWNED BY AIRPACK, AND SHALL NOT BE PRINTED OR COPIED IN ANY OTHER WAY THAN WITH AIRPACKS PERMISSION!

SUBJECT	ESD
ADAPTED TO P&ID REVISION	00

CLIENT	Arya Sasol Polymer Company
CLIENT REF.	ASPC Project
AIRPACK REF.	23383-05 Wiring Diagram

DRAWN BY	RTR
CHECKED BY	RBE
LAST MODIFICATION DATE	2025-03-17

AIRPACK DWG NO.	23383-05
REVISION	00
TOTAL PAGE AMOUNT	23

= 44C-40001B
+ 44LPS-40001B
CURRENT PAGE

Terminal diagram

Cable name		Strip =44C-40001B+44LPS-40001B-X1 CONNECTION PUSHBUTTONS										Cable name	
Terminal	Connection point	Jumper	Target designation	Connection point	Terminal	Jumper	Target designation	Connection point	Terminal	Connection point	Terminal	Connection point	
1		.	-2S4	13	1	.			1		1BL		
2		.	-2S4	14	2	.			2		1WH		
3		.	-2S6	11	3	.			3		2BL		
4		.	-2S6	12	4	.			4		2WH		
5		.	-2S8	13	5	.			5		3BL		
6		.	-2S8	14	6	.			6		3WH		
7		.	-2S10	13	7	.			7		4BL		
8		.	-2S10	14	8	.			8		4WH		
9		.	-2S10	24	9	.			9		5BL		
10		.			10	.			10		5WH		
11		.			11	.			11		6BL		
12		.			12	.			12		6WH		
13		.			13	.			13		7BL		
14		.			14	.			14		7WH		
15		.			15	.			15		8WH		
16		.			16	.			16		8WH		



CLIENT DWG NO. 3944-VD-0171-DYP-RE-400-DIA-0002
 EQUIPMENT NO. Various
 EQUIPMENT LOCATION Iran, Onshore
 THIS DRAWING IS OWNED BY AIRPACK, AND SHALL NOT BE PRINTED OR COPIED IN ANY OTHER WAY THAN WITH AIRPACKS PERMISSION!

SUBJECT Terminal diagram =44C-40001B+44LPS-40001B-X1
 ADAPTED TO P&ID REVISION 00
 CLIENT Arya Sasol Polymer Company
 CLIENT REF. ASPC Project
 AIRPACK REF. 23383-05 Wiring Diagram

DRAWN BY RTR
 CHECKED BY RBE
 LAST MODIFICATION DATE 2025-03-17
 AIRPACK DWG NO. 23383-05
 REVISION 00
 TOTAL PAGE AMOUNT 24

= 44C-40001B
 + 44LPS-40001B
 CURRENT PAGE

Terminal diagram

Cable name	Strip =44C-40001B+44LPS-40001B-X2 CONNECTION LAMPS						Cable name
	Target designation	Connection point	Terminal	Jumper	Target designation	Connection point	
-44LPS-40001B							
16Px1.5 mm²							
9BL		1	.	-3H4	x1		
9WH		2	.	-3H4	x2		
10BL		3	.	-3H6	x1		
10WH		4	.	-3H6	x2		
11BL		5	.	-3H8	x1		
11WH		6	.	-3H8	x2		
12BL		7	.	-3H10	x1		
12WH		8	.	-3H10	x2		
13BL		9	.				
13WH		10	.				
14BL		11	.				
14WH		12	.				
15BL		13	.				
15WH		14	.				
16BL		15	.				
16WH		16	.				



CLIENT DWG NO. 3944-VD-0171-DYP-RE-400-DIA-0002
 EQUIPMENT NO. Various
 EQUIPMENT LOCATION Iran, Onshore
 THIS DRAWING IS OWNED BY AIRPACK, AND SHALL NOT BE PRINTED OR COPIED IN ANY OTHER WAY THAN WITH AIRPACKS PERMISSION!

SUBJECT Terminal diagram =44C-40001B+44LPS-40001B-X2
 ADAPTED TO P&ID REVISION 00
 CLIENT Arya Sasol Polymer Company
 CLIENT REF. ASPC Project
 AIRPACK REF. 23383-05 Wiring Diagram

DRAWN BY RTR
 CHECKED BY RBE
 LAST MODIFICATION DATE 2025-03-17
 AIRPACK DWG NO. 23383-05
 REVISION 00
 TOTAL PAGE AMOUNT 25

= 44C-40001B
 + 44LPS-40001B
 CURRENT PAGE

Terminal diagram

Cable name	Cable name	Terminal	Jumper	Target designation	Connection point	Terminal	Jumper	Target designation	Connection point	Cable name	
											Terminal
-44LPS-40001B_ESD	6Px1.5 mm²	1BL				1	.	-4S4	1		
		1WH				2	.	-4S4	2		
		2BL									
		2WH									
		3BL									
		3WH									
Strip =44C-40001B+44LPS-40001B-X9 CONNECTION ESD PUSHBUTTON											

CLIENT DWG NO. 3944-VD-0171-DYP-RE-400-DIA-0002
 EQUIPMENT NO. Various
 EQUIPMENT LOCATION Iran, Onshore

SUBJECT Terminal diagram =44C-40001B+44LPS-40001B-X9
 ADAPTED TO P&ID REVISION 00
 CLIENT Arya Sasol Polymer Company
 CLIENT REF. ASPC Project
 AIRPACK REF. 23383-05 Wiring Diagram

DRAWN BY RTR
 CHECKED BY RBE
 LAST MODIFICATION DATE 2025-03-17
 AIRPACK DWG NO. 23383-05
 REVISION 00
 TOTAL PAGE AMOUNT 26


= 44C-40001B
 + 44LPS-40001B
 CURRENT PAGE

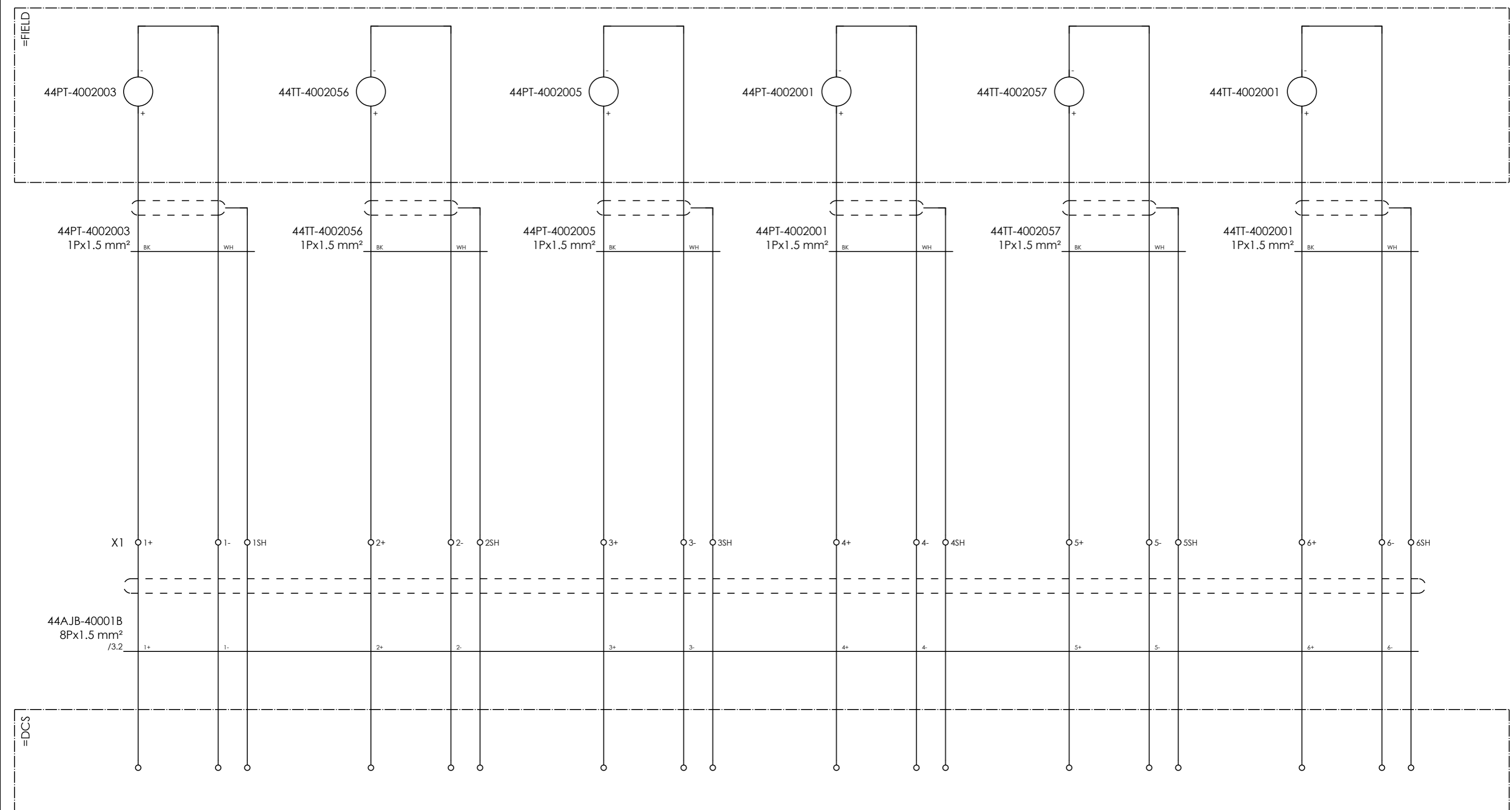


44AJB-40001B ANALOG JUNCTION BOX

TERMINAL STRIP DEFINITION

X1 = CONNECTION TRANSMITTERS

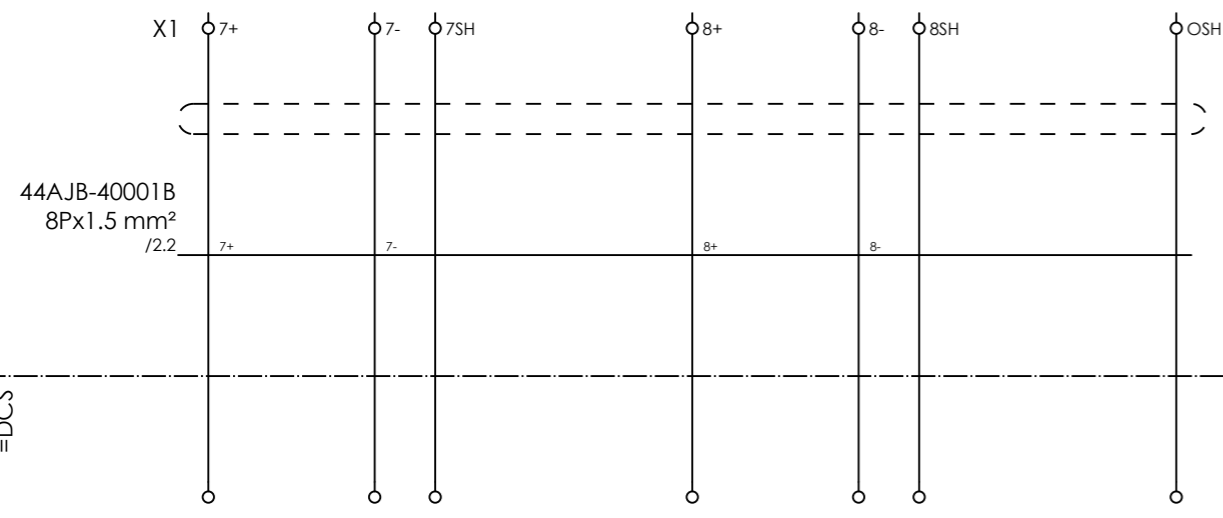
	CLIENT DWG NO.	3944-VD-0171-DYP-RE-400-DIA-0002	SUBJECT		DRAWN BY	RTR	= 44C-40001B	
	EQUIPMENT NO.	Various	TERMINAL STRIP DEFINITION		CHECKED BY	RBE	+ 44AJB-40001B	
	EQUIPMENT LOCATION	Iran, Onshore	ADAPTED TO P&ID REVISION	00	LAST MODIFICATION DATE	2025-03-17	CURRENT PAGE	
	THIS DRAWING IS OWNED BY AIRPACK, AND SHALL NOT BE PRINTED OR COPIED IN ANY OTHER WAY THAN WITH AIRPACKS PERMISSION!		CLIENT	Arya Sasol Polymer Company		AIRPACK DWG NO.	23383-05	
			CLIENT REF.	ASPC Project		REVISION	00	
		AIRPACK REF.	23383-05 Wiring Diagram		TOTAL PAGE AMOUNT	27		



INLET PRESSURE TRANSMITTER OIL TEMPERATURE TRANSMITTER OIL PRESSURE TRANSMITTER DISCHARGE PRESSURE TRANSMITTER DISCHARGE TEMPERATURE TRANSMITTER ENCLOSURE TEMPERATURE TRANSMITTER

	CLIENT DWG NO.	3944-VD-0171-DYP-RE-400-DIA-0002	SUBJECT		DRAWN BY	RTR	= 44C-40001B	
	EQUIPMENT NO.	Various	TRANSMITTERS		CHECKED BY	RBE	+ 44AJB-40001B	
	EQUIPMENT LOCATION	Iran, Onshore	ADAPTED TO P&ID REVISION	00	LAST MODIFICATION DATE	2025-03-17	CURRENT PAGE	
	THIS DRAWING IS OWNED BY AIRPACK, AND SHALL NOT BE PRINTED OR COPIED IN ANY OTHER WAY THAN WITH AIRPACKS PERMISSION!		CLIENT	Arya Sasol Polymer Company		AIRPACK DWG NO.	23383-05	
	CLIENT REF.	ASPC Project		REVISION	00			
AIRPACK REF.	23383-05 Wiring Diagram		ADAPTED TO P&ID REVISION	00		TOTAL PAGE AMOUNT	28	

=FIELD



=DCS



SPARE

SPARE



CLIENT DWG NO.	3944-VD-0171-DYP-RE-400-DIA-0002
EQUIPMENT NO.	Various
EQUIPMENT LOCATION	Iran, Onshore
THIS DRAWING IS OWNED BY AIRPACK, AND SHALL NOT BE PRINTED OR COPIED IN ANY OTHER WAY THAN WITH AIRPACKS PERMISSION!	

SUBJECT TRANSMITTERS	
ADAPTED TO P&ID REVISION	00
CLIENT	Arya Sasol Polymer Company
CLIENT REF.	ASPC Project
AIRPACK REF.	23383-05 Wiring Diagram

DRAWN BY	RTR
CHECKED BY	RBE
LAST MODIFICATION DATE	2025-03-17
AIRPACK DWG NO.	23383-05
REVISION	00
TOTAL PAGE AMOUNT	29

= 44C-40001B
+ 44AJB-40001B
CURRENT PAGE

Cable name	Cable name	Terminal	Connection point	Jumper	Target designation	Connection point	Terminal	Jumper	Target designation	Connection point	Cable name																														
-44PT-4002003	Strip =44C-40001B+44AJB-40001B-X1 CONNECTION TRANSMITTERS	1+	+	.	=FIELD-44PT-4002003		1+																																		
-44TT-4002056		1-	-	.	=FIELD-44PT-4002003		1-																																		
-44PT-4002005		1SH			.			1SH																																	
-44PT-4002001		2+	+		.	=FIELD-44TT-4002056		2+																																	
-44TT-4002057		2-	-		.	=FIELD-44TT-4002056		2-																																	
							2SH																																		
							3+																																		
							3-																																		
							3SH																																		
							4+																																		
							4-																																		
							4SH																																		
							5+																																		
							5-																																		
							5SH																																		
-44AJB-40001B		8Px1.5 mm ²	1+	1-	S	2+	2-	S	3+	3-	S	4+	4-	S	5+	5-	S																								

CLIENT DWG NO. 3944-VD-0171-DYP-RE-400-DIA-0002
 EQUIPMENT NO. Various
 EQUIPMENT LOCATION Iran, Onshore

THIS DRAWING IS OWNED BY AIRPACK, AND SHALL NOT BE PRINTED OR COPIED IN ANY OTHER WAY THAN WITH AIRPACKS PERMISSION!

SUBJECT Terminal diagram =44C-40001B+44AJB-40001B-X1

ADAPTED TO P&ID REVISION 00
 CLIENT Arya Sasol Polymer Company
 CLIENT REF. ASPC Project
 AIRPACK REF. 23383-05 Wiring Diagram

DRAWN BY RTR
 CHECKED BY RBE
 LAST MODIFICATION DATE 2025-03-17
 AIRPACK DWG NO. 23383-05
 REVISION 00
 TOTAL PAGE AMOUNT 30

= 44C-40001B
 + 44AJB-40001B
 CURRENT PAGE



Cable name		Cable name																			
-44TT-4002001 1Px1.5 mm ² BK WH S		-44AJB-40001B 8Px1.5 mm ² 6+ 6- S 7+ 7- S 8+ 8- S S		Target designation	Connection point	Terminal	Jumper	Target designation	Connection point												

Strip
=44C-40001B+44AJB-40001B-X1
CONNECTION TRANSMITTERS



CLIENT DWG NO. 3944-VD-0171-DYP-RE-400-DIA-0002
EQUIPMENT NO. Various
EQUIPMENT LOCATION Iran, Onshore

THIS DRAWING IS OWNED BY AIRPACK, AND SHALL NOT BE PRINTED OR COPIED IN ANY OTHER WAY THAN WITH AIRPACKS PERMISSION!

SUBJECT Terminal diagram =44C-40001B+44AJB-40001B-X1
ADAPTED TO P&ID REVISION 00
CLIENT Arya Sasol Polymer Company
CLIENT REF. ASPC Project
AIRPACK REF. 23383-05 Wiring Diagram

DRAWN BY RTR
CHECKED BY RBE
LAST MODIFICATION DATE 2025-03-17
AIRPACK DWG NO. 23383-05
REVISION 00
TOTAL PAGE AMOUNT 31

= 44C-40001B
+ 44AJB-40001B
CURRENT PAGE

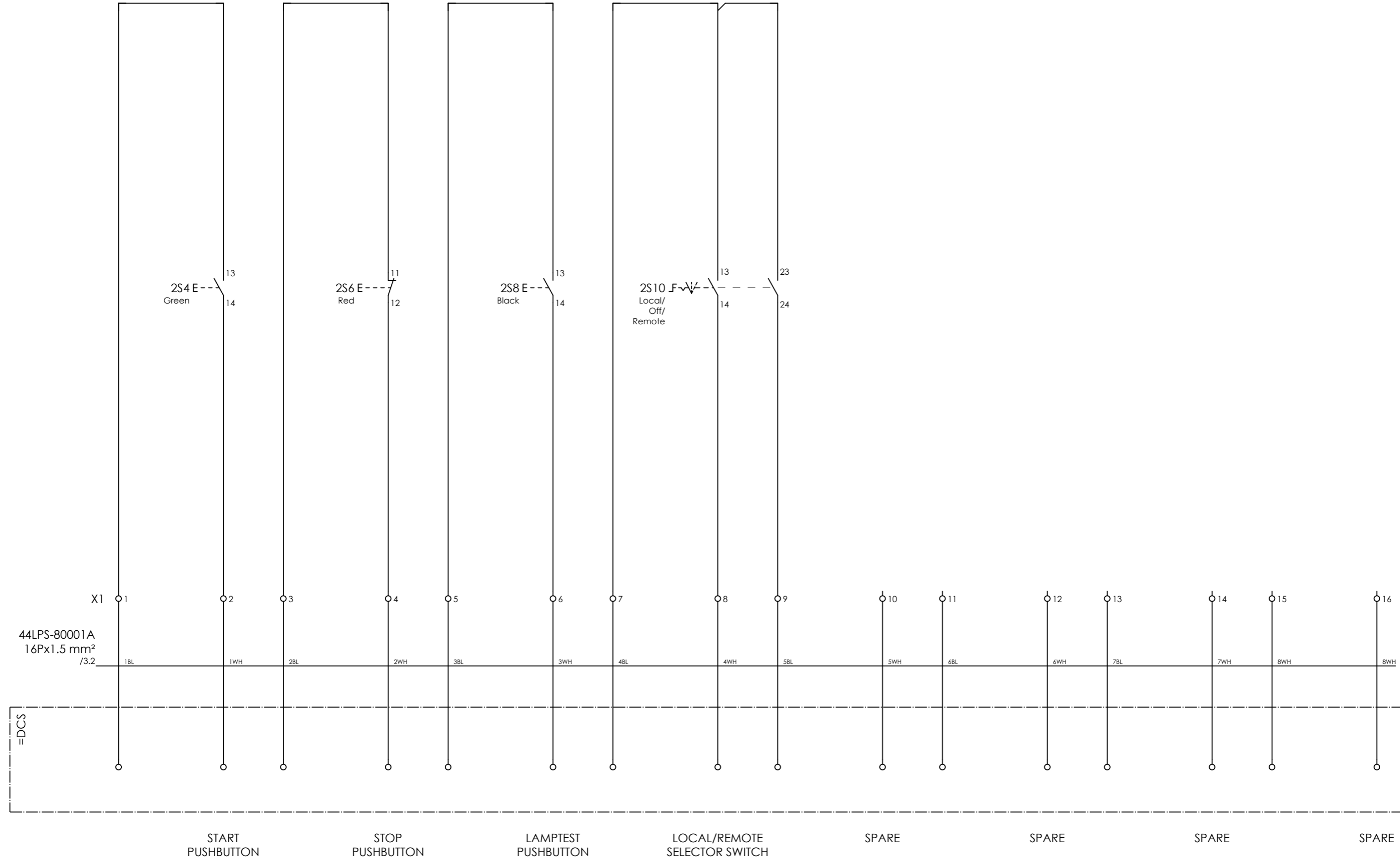
44LPS-80001A LOCAL PUSHBUTTON STATION

TERMINAL STRIP DEFINITION

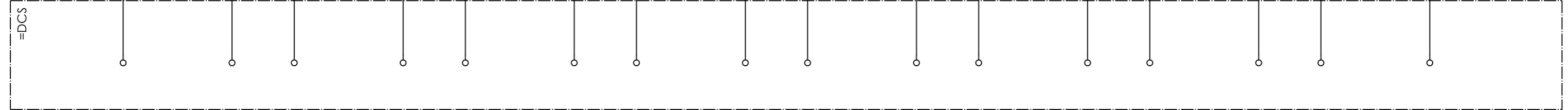
- X1 = CONNECTION PUSHBUTTONS
- X2 = CONNECTION LAMPS
- X9 = CONNECTION ESD PUSHBUTTON



CLIENT DWG NO.	3944-VD-0171-DYP-RE-400-DIA-0002	SUBJECT	TERMINAL STRIP DEFINITION	DRAWN BY	RTR	= 44C-80001A
EQUIPMENT NO.	Various	ADAPTED TO P&ID REVISION	00	CHECKED BY	RBE	+ 44LPS-80001A
EQUIPMENT LOCATION	Iran, Onshore	CLIENT	Arya Sasol Polymer Company	LAST MODIFICATION DATE	2025-03-17	CURRENT PAGE
THIS DRAWING IS OWNED BY AIRPACK, AND SHALL NOT BE PRINTED OR COPIED IN ANY OTHER WAY THAN WITH AIRPACKS PERMISSION!		CLIENT REF.	ASPC Project	AIRPACK DWG NO.	23383-05	
		AIRPACK REF.	23383-05 Wiring Diagram	REVISION	00	
		TOTAL PAGE AMOUNT	32			



44LPS-80001A
16Px1.5 mm²
/3.2

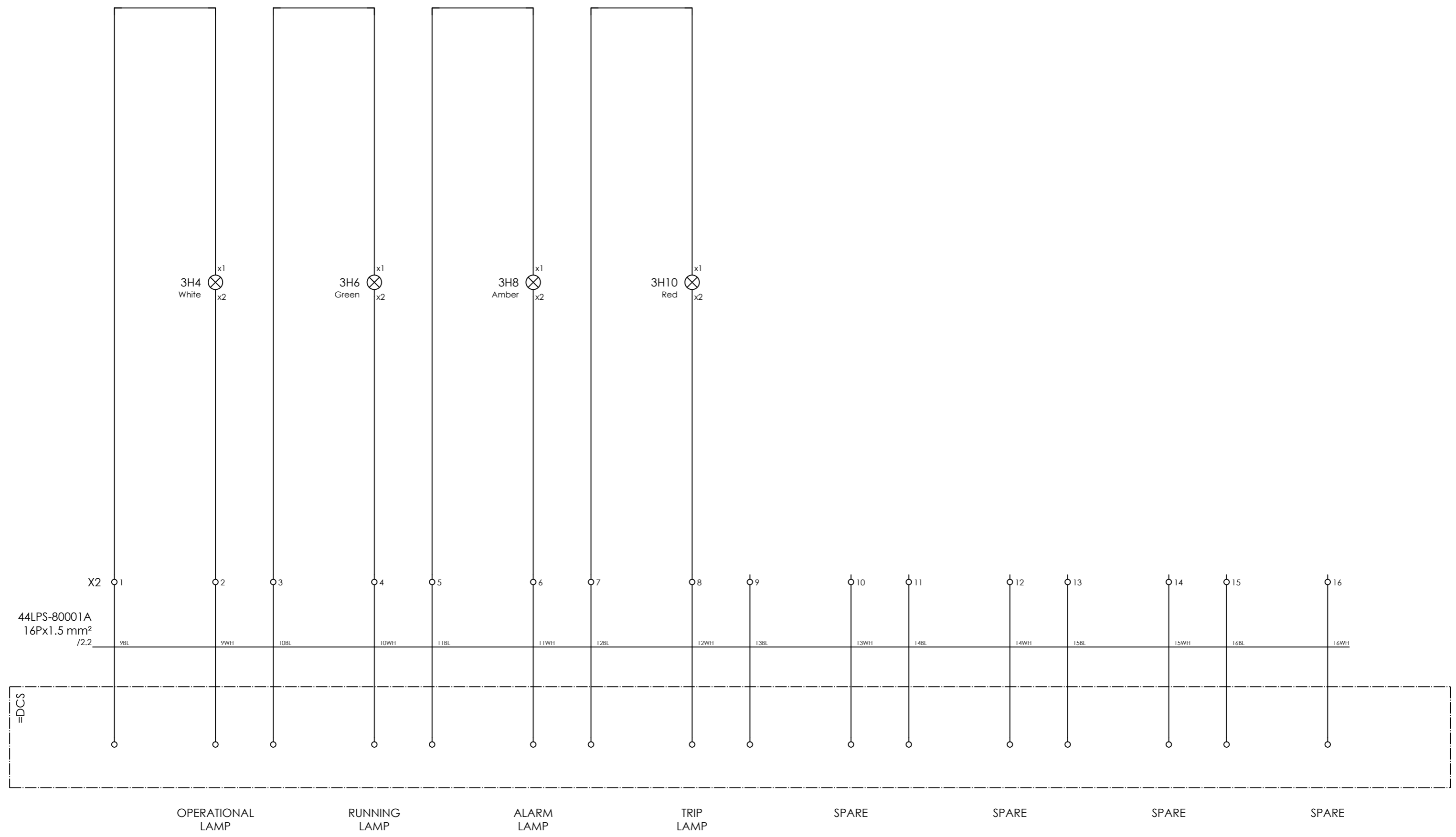


START PUSHBUTTON STOP PUSHBUTTON LAMPTEST PUSHBUTTON LOCAL/REMOTE SELECTOR SWITCH SPARE SPARE SPARE SPARE



CLIENT DWG NO.	3944-VD-0171-DYP-RE-400-DIA-0002	SUBJECT PUSHBUTTONS	
EQUIPMENT NO.	Various	ADAPTED TO P&ID REVISION	00
EQUIPMENT LOCATION	Iran, Onshore	CLIENT	Arya Sasol Polymer Company
THIS DRAWING IS OWNED BY AIRPACK, AND SHALL NOT BE PRINTED OR COPIED IN ANY OTHER WAY THAN WITH AIRPACKS PERMISSION!		CLIENT REF.	ASPC Project
		AIRPACK REF.	23383-05 Wiring Diagram

DRAWN BY	RTR	= 44C-80001A
CHECKED BY	RBE	+ 44LPS-80001A
LAST MODIFICATION DATE	2025-03-17	CURRENT PAGE
AIRPACK DWG NO.	23383-05	
REVISION	00	
TOTAL PAGE AMOUNT	33	



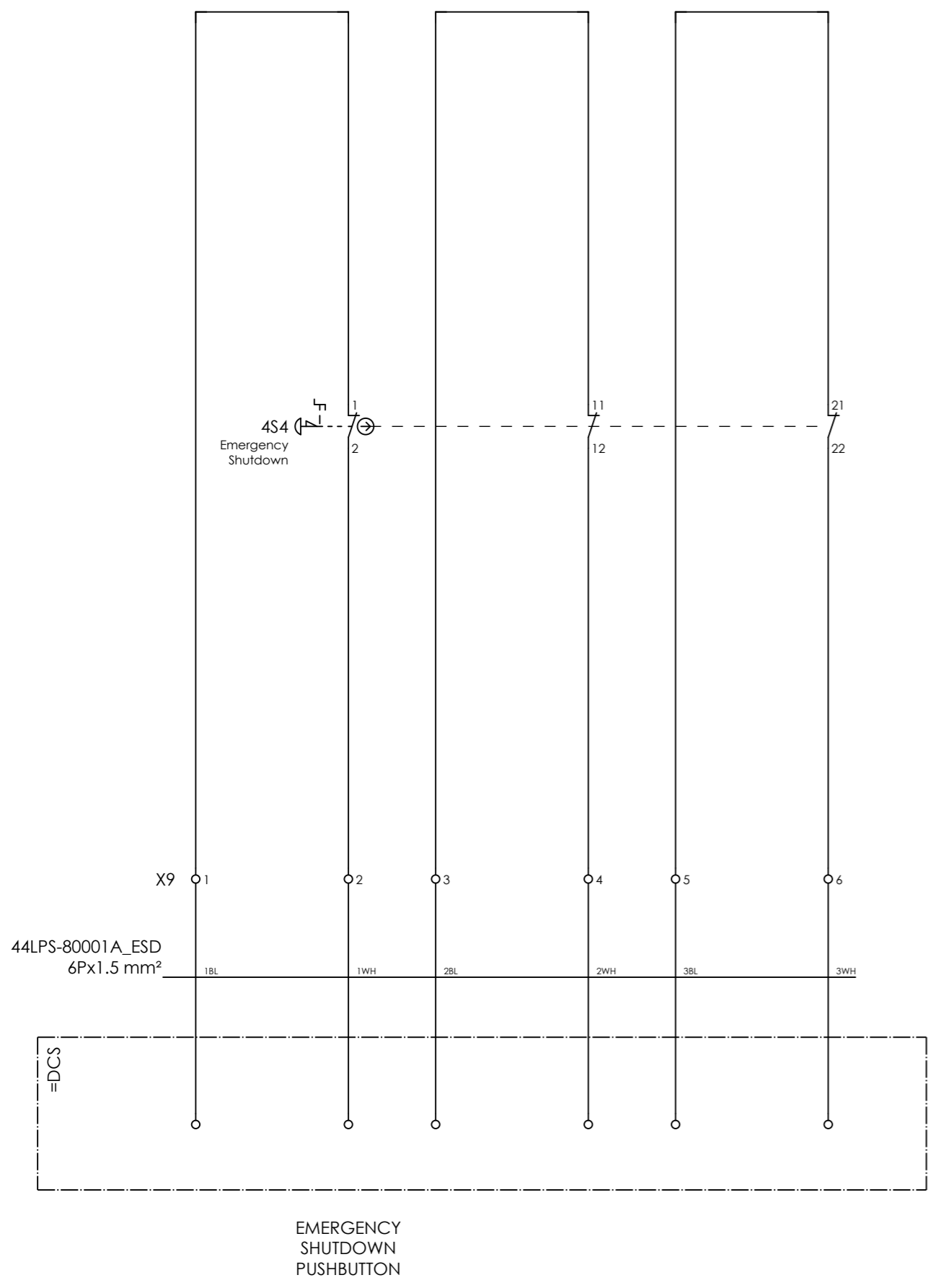
CLIENT DWG NO.	3944-VD-0171-DYP-RE-400-DIA-0002
EQUIPMENT NO.	Various
EQUIPMENT LOCATION	Iran, Onshore

THIS DRAWING IS OWNED BY AIRPACK, AND SHALL NOT BE PRINTED OR COPIED IN ANY OTHER WAY THAN WITH AIRPACKS PERMISSION!

SUBJECT LAMPS	
ADAPTED TO P&ID REVISION	00
CLIENT	Arya Sasol Polymer Company
CLIENT REF.	ASPC Project
AIRPACK REF.	23383-05 Wiring Diagram

DRAWN BY	RTR
CHECKED BY	RBE
LAST MODIFICATION DATE	2025-03-17
AIRPACK DWG NO.	23383-05
REVISION	00
TOTAL PAGE AMOUNT	34

= 44C-80001A
+ 44LPS-80001A
CURRENT PAGE



CLIENT DWG NO.	3944-VD-0171-DYP-RE-400-DIA-0002
EQUIPMENT NO.	Various
EQUIPMENT LOCATION	Iran, Onshore

THIS DRAWING IS OWNED BY AIRPACK, AND SHALL NOT BE PRINTED OR COPIED IN ANY OTHER WAY THAN WITH AIRPACKS PERMISSION!

SUBJECT ESD	
ADAPTED TO P&ID REVISION	00

CLIENT	Arya Sasol Polymer Company
CLIENT REF.	ASPC Project
AIRPACK REF.	23383-05 Wiring Diagram

DRAWN BY	RTR
CHECKED BY	RBE
LAST MODIFICATION DATE	2025-03-17

AIRPACK DWG NO.	23383-05
REVISION	00
TOTAL PAGE AMOUNT	35

= 44C-80001A
+ 44LPS-80001A
CURRENT PAGE

Terminal diagram

Cable name		Strip =44C-80001A+44LPS-80001A-X1 CONNECTION PUSHBUTTONS										Cable name																																																			
Terminal	Connection point	Terminal	Connection point	Terminal	Connection point	Terminal	Connection point	Terminal	Connection point	Terminal	Connection point	Terminal	Connection point	Terminal	Connection point	Terminal	Connection point	Terminal	Connection point	Terminal	Connection point																																										
1	-2S4	1	13	2	-2S4	2	14	3	-2S6	3	11	4	-2S6	4	12	5	-2S8	5	13	6	-2S8	6	14	7	-2S10	7	13	8	-2S10	8	14	9	-2S10	9	24	10		10		11		11		12		12		13		13		14		14		15		15		16		16	



CLIENT DWG NO. 3944-VD-0171-DYP-RE-400-DIA-0002
 EQUIPMENT NO. Various
 EQUIPMENT LOCATION Iran, Onshore
 THIS DRAWING IS OWNED BY AIRPACK, AND SHALL NOT BE PRINTED OR COPIED IN ANY OTHER WAY THAN WITH AIRPACKS PERMISSION!

SUBJECT Terminal diagram =44C-80001A+44LPS-80001A-X1
 ADAPTED TO P&ID REVISION 00
 CLIENT Arya Sasol Polymer Company
 CLIENT REF. ASPC Project
 AIRPACK REF. 23383-05 Wiring Diagram

DRAWN BY RTR
 CHECKED BY RBE
 LAST MODIFICATION DATE 2025-03-17
 AIRPACK DWG NO. 23383-05
 REVISION 00
 TOTAL PAGE AMOUNT 36

= 44C-80001A
 + 44LPS-80001A
 CURRENT PAGE

Terminal diagram

Cable name		Strip =44C-80001A+44LPS-80001A-X2 CONNECTION LAMPS																Cable name	
Terminal	Connection point	Terminal	Connection point	Jumper	Target designation	Target designation	Terminal	Connection point	Terminal	Connection point	Jumper	Target designation	Target designation	Terminal	Connection point	Terminal	Connection point		
1	x1	1	x1	.	-3H4		1		9BL					1					
2	x2	2	x2	.	-3H4		2		9WH					2					
3	x1	3	x1	.	-3H6		3		10BL					3					
4	x2	4	x2	.	-3H6		4		10WH					4					
5	x1	5	x1	.	-3H8		5		11BL					5					
6	x2	6	x2	.	-3H8		6		11WH					6					
7	x1	7	x1	.	-3H10		7		12BL					7					
8	x2	8	x2	.	-3H10		8		12WH					8					
9		9		.			9		13BL					9					
10		10		.			10		13WH					10					
11		11		.			11		14BL					11					
12		12		.			12		14WH					12					
13		13		.			13		15BL					13					
14		14		.			14		15WH					14					
15		15		.			15		16BL					15					
16		16		.			16		16WH					16					



CLIENT DWG NO. 3944-VD-0171-DYP-RE-400-DIA-0002
 EQUIPMENT NO. Various
 EQUIPMENT LOCATION Iran, Onshore
 THIS DRAWING IS OWNED BY AIRPACK, AND SHALL NOT BE PRINTED OR COPIED IN ANY OTHER WAY THAN WITH AIRPACKS PERMISSION!

SUBJECT Terminal diagram =44C-80001A+44LPS-80001A-X2
 ADAPTED TO P&ID REVISION 00
 CLIENT Arya Sasol Polymer Company
 CLIENT REF. ASPC Project
 AIRPACK REF. 23383-05 Wiring Diagram

DRAWN BY RTR
 CHECKED BY RBE
 LAST MODIFICATION DATE 2025-03-17
 AIRPACK DWG NO. 23383-05
 REVISION 00
 TOTAL PAGE AMOUNT 37

= 44C-80001A
 + 44LPS-80001A
 CURRENT PAGE

Terminal diagram

Cable name																								
Strip =44C-80001A+44LPS-80001A-X9 CONNECTION ESD PUSHBUTTON								Terminal		Jumper		Target designation		Connection point		Terminal		Jumper		Target designation		Connection point		
-44LPS-80001A_ESD				6Px1.5 mm²				1BL	1															
				1WH	2		-4S4																	
				2BL	3		-4S4																	
				2WH	4		-4S4																	
				3BL	5		-4S4																	
				3WH	6		-4S4																	



CLIENT DWG NO.	3944-VD-0171-DYP-RE-400-DIA-0002
EQUIPMENT NO.	Various
EQUIPMENT LOCATION	Iran, Onshore

THIS DRAWING IS OWNED BY AIRPACK, AND SHALL NOT BE PRINTED OR COPIED IN ANY OTHER WAY THAN WITH AIRPACKS PERMISSION!

SUBJECT		Terminal diagram =44C-80001A+44LPS-80001A-X9	
ADAPTED TO P&ID REVISION	00	CLIENT	Arya Sasol Polymer Company
CLIENT REF.	ASPC Project	AIRPACK REF.	23383-05 Wiring Diagram

DRAWN BY	RTR	= 44C-80001A
CHECKED BY	RBE	+ 44LPS-80001A
LAST MODIFICATION DATE	2025-03-17	CURRENT PAGE
AIRPACK DWG NO.	23383-05	
REVISION	00	
TOTAL PAGE AMOUNT	38	

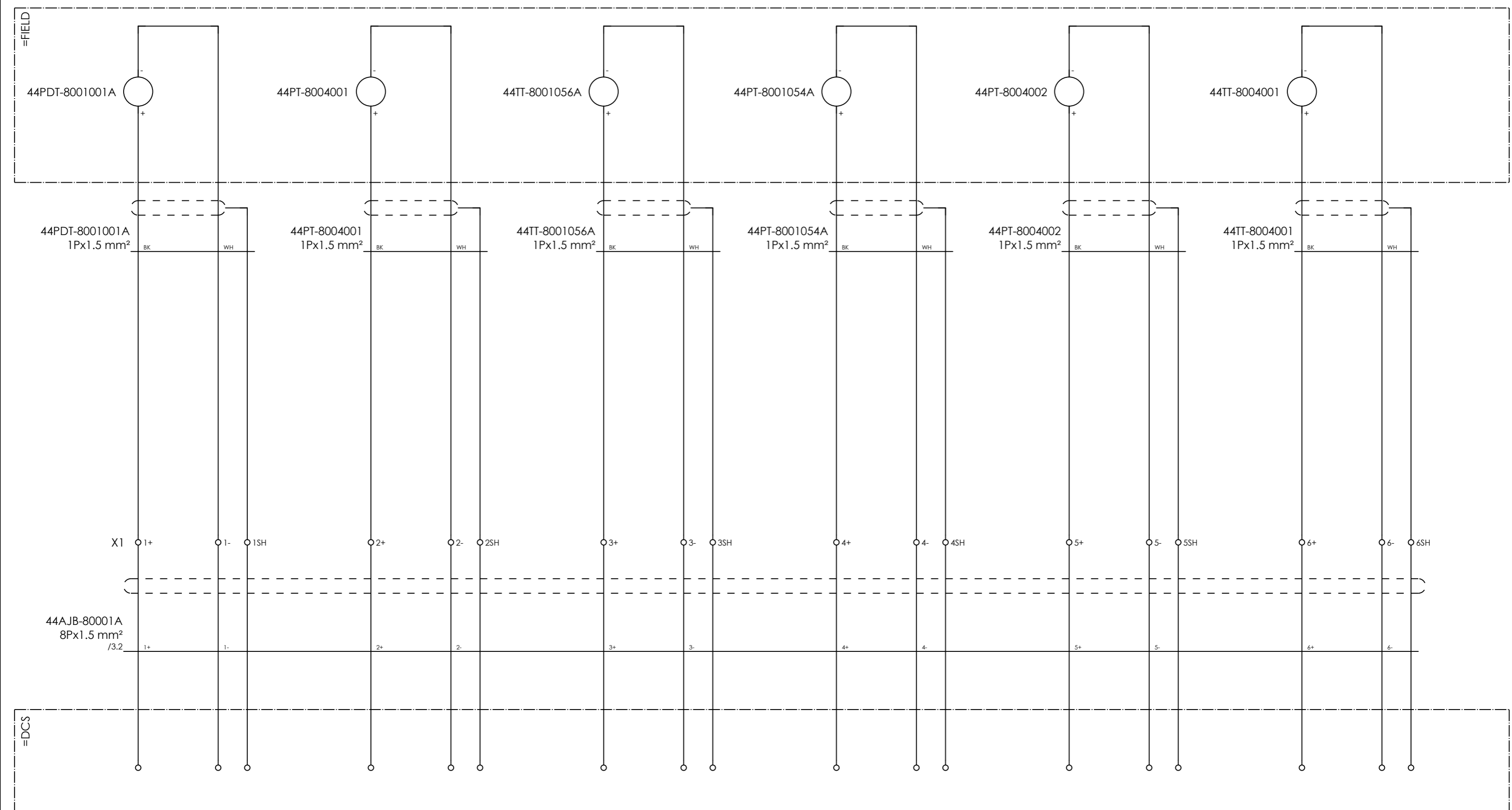
44AJB-80001A ANALOG JUNCTION BOX

TERMINAL STRIP DEFINITION


X1 = CONNECTION TRANSMITTERS



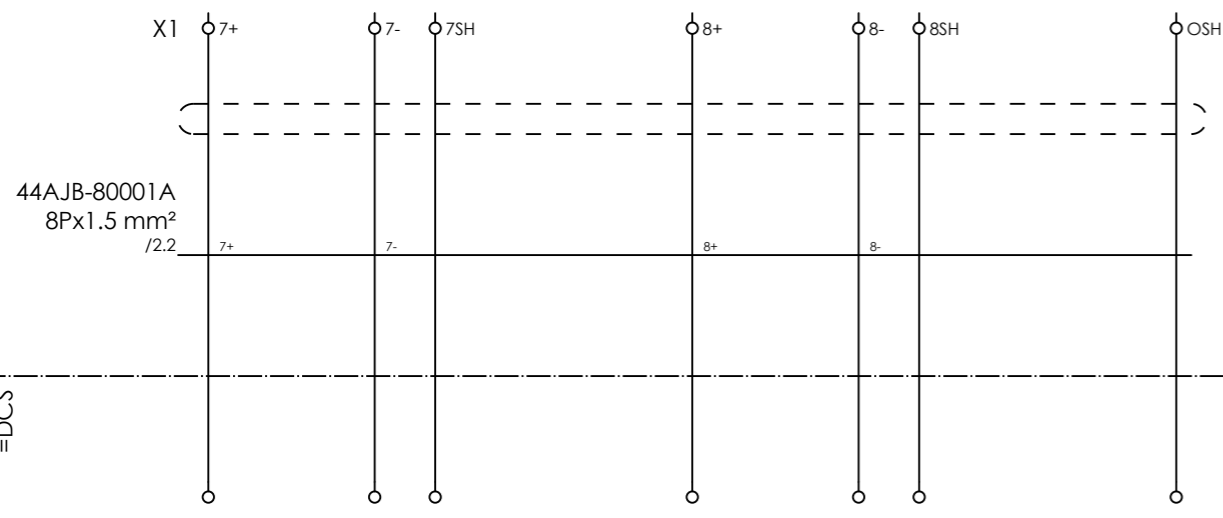
CLIENT DWG NO.	3944-VD-0171-DYP-RE-400-DIA-0002	SUBJECT		DRAWN BY	RTR	= 44C-80001A
EQUIPMENT NO.	Various	TERMINAL STRIP DEFINITION		CHECKED BY	RBE	+ 44AJB-80001A
EQUIPMENT LOCATION	Iran, Onshore	ADAPTED TO P&ID REVISION	00	LAST MODIFICATION DATE	2025-03-17	CURRENT PAGE
THIS DRAWING IS OWNED BY AIRPACK, AND SHALL NOT BE PRINTED OR COPIED IN ANY OTHER WAY THAN WITH AIRPACKS PERMISSION!		CLIENT	Arya Sasol Polymer Company	AIRPACK DWG NO.	23383-05	
		CLIENT REF.	ASPC Project	REVISION	00	
		AIRPACK REF.	23383-05 Wiring Diagram	TOTAL PAGE AMOUNT	39	



INLET DIFFERENTIAL PRESSURE TRANSMITTER INLET PRESSURE TRANSMITTER OIL TEMPERATURE TRANSMITTER OIL PRESSURE TRANSMITTER DISCHARGE PRESSURE TRANSMITTER DISCHARGE TEMPERATURE TRANSMITTER

	CLIENT DWG NO.	3944-VD-0171-DYP-RE-400-DIA-0002	SUBJECT		DRAWN BY	RTR	= 44C-80001A	
	EQUIPMENT NO.	Various	TRANSMITTERS		CHECKED BY	RBE	+ 44AJB-80001A	
	EQUIPMENT LOCATION	Iran, Onshore	ADAPTED TO P&ID REVISION	00	LAST MODIFICATION DATE	2025-03-17	CURRENT PAGE	
	THIS DRAWING IS OWNED BY AIRPACK, AND SHALL NOT BE PRINTED OR COPIED IN ANY OTHER WAY THAN WITH AIRPACKS PERMISSION!		CLIENT	Arya Sasol Polymer Company		AIRPACK DWG NO.	23383-05	
			CLIENT REF.	ASPC Project		REVISION	00	
		AIRPACK REF.	23383-05 Wiring Diagram		TOTAL PAGE AMOUNT	40		

=FIELD



=DCS



SPARE

SPARE



CLIENT DWG NO.	3944-VD-0171-DYP-RE-400-DIA-0002
EQUIPMENT NO.	Various
EQUIPMENT LOCATION	Iran, Onshore
THIS DRAWING IS OWNED BY AIRPACK, AND SHALL NOT BE PRINTED OR COPIED IN ANY OTHER WAY THAN WITH AIRPACKS PERMISSION!	

SUBJECT TRANSMITTERS	
ADAPTED TO P&ID REVISION	00
CLIENT	Arya Sasol Polymer Company
CLIENT REF.	ASPC Project
AIRPACK REF.	23383-05 Wiring Diagram

DRAWN BY	RTR
CHECKED BY	RBE
LAST MODIFICATION DATE	2025-03-17
AIRPACK DWG NO.	23383-05
REVISION	00
TOTAL PAGE AMOUNT	41

= 44C-80001A
+ 44AJB-80001A
CURRENT PAGE

Terminal diagram

<p style="text-align: center;">Strip</p> <p style="text-align: center;">=44C-80001A+44AJB-80001A-X1</p> <p style="text-align: center;">CONNECTION TRANSMITTERS</p>	Cable name		-44PDT-8001001A		1Px1.5 mm ²	BK	WH	S																																
	Cable name		-44PT-8004001		1Px1.5 mm ²				BK	WH	S																													
	Cable name		-44TT-8001056A		1Px1.5 mm ²					BK	WH	S																												
	Cable name		-44PT-8001054A		1Px1.5 mm ²						BK	WH	S																											
	Cable name		-44PT-8004002		1Px1.5 mm ²								BK	WH	S																									
	Cable name																																							
		Target designation																																						
		Connection point																																						
		Jumper																																						
		Terminal																																						
		Connection point																																						
		Target designation																																						
Cable name																																								
Cable name		-44AJB-80001A		8Px1.5 mm ²	1+	1-	S	2+	2-	S	3+	3-	S	4+	4-	S	5+	5-	S																					



CLIENT DWG NO.	3944-VD-0171-DYP-RE-400-DIA-0002
EQUIPMENT NO.	Various
EQUIPMENT LOCATION	Iran, Onshore

SUBJECT Terminal diagram =44C-80001A+44AJB-80001A-X1	
ADAPTED TO P&ID REVISION	00
CLIENT	Arya Sasol Polymer Company
CLIENT REF.	ASPC Project
AIRPACK REF.	23383-05 Wiring Diagram

DRAWN BY	RTR
CHECKED BY	RBE
LAST MODIFICATION DATE	2025-03-17
AIRPACK DWG NO.	23383-05
REVISION	00
TOTAL PAGE AMOUNT	42

= 44C-80001A
+ 44AJB-80001A
CURRENT PAGE

Terminal diagram

Cable name	Strip =44C-80001A+44AJB-80001A-X1 CONNECTION TRANSMITTERS																				
	Target designation	Connection point	Terminal	Jumper	Target designation	Connection point															
-44TT-8004001	1Px1.5 mm²	BK	WH	S																	
-44AJB-80001A	8Px1.5 mm²	6+	6-	S	7+	7-	S	8+	8-	S	S										



CLIENT DWG NO. 3944-VD-0171-DYP-RE-400-DIA-0002
EQUIPMENT NO. Various
EQUIPMENT LOCATION Iran, Onshore

THIS DRAWING IS OWNED BY AIRPACK, AND SHALL NOT BE PRINTED OR COPIED IN ANY OTHER WAY THAN WITH AIRPACKS PERMISSION!

SUBJECT Terminal diagram =44C-80001A+44AJB-80001A-X1
ADAPTED TO P&ID REVISION 00
CLIENT Arya Sasol Polymer Company
CLIENT REF. ASPC Project
AIRPACK REF. 23383-05 Wiring Diagram

DRAWN BY RTR
CHECKED BY RBE
LAST MODIFICATION DATE 2025-03-17
AIRPACK DWG NO. 23383-05
REVISION 00
TOTAL PAGE AMOUNT 43

= 44C-80001A
+ 44AJB-80001A
CURRENT PAGE

44LPS-80001B

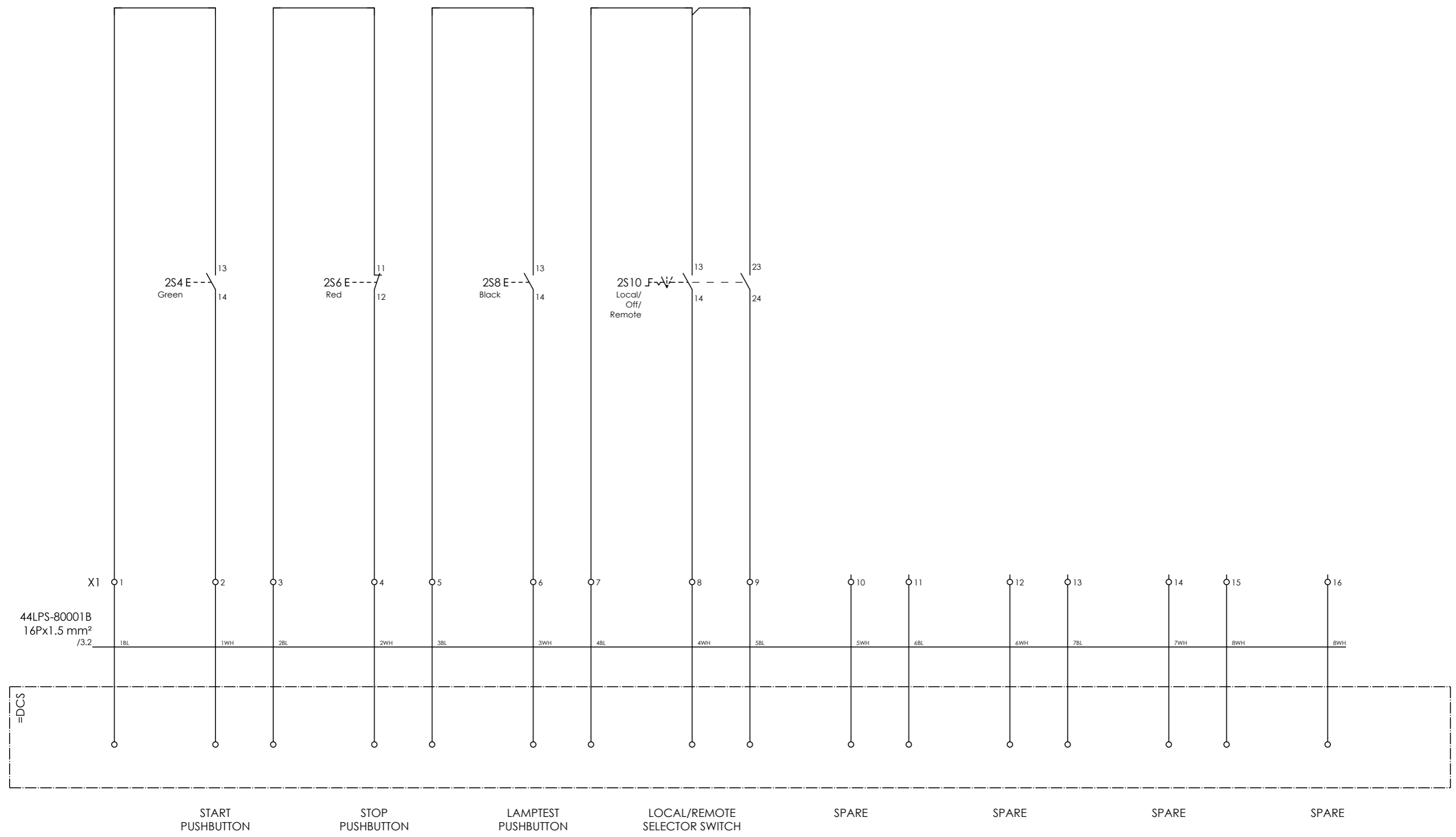
LOCAL PUSHBUTTON STATION

TERMINAL STRIP DEFINITION

- X1 = CONNECTION PUSHBUTTONS
- X2 = CONNECTION LAMPS
- X9 = CONNECTION ESD PUSHBUTTON



CLIENT DWG NO.	3944-VD-0171-DYP-RE-400-DIA-0002	SUBJECT		DRAWN BY	RTR	= 44C-80001B
EQUIPMENT NO.	Various	TERMINAL STRIP DEFINITION		CHECKED BY	RBE	+ 44LPS-80001B
EQUIPMENT LOCATION	Iran, Onshore	ADAPTED TO P&ID REVISION	00	LAST MODIFICATION DATE	2025-03-17	CURRENT PAGE
THIS DRAWING IS OWNED BY AIRPACK, AND SHALL NOT BE PRINTED OR COPIED IN ANY OTHER WAY THAN WITH AIRPACKS PERMISSION!		CLIENT	Arya Sasol Polymer Company	AIRPACK DWG NO.	23383-05	
		CLIENT REF.	ASPC Project	REVISION	00	
		AIRPACK REF.	23383-05 Wiring Diagram	TOTAL PAGE AMOUNT	44	



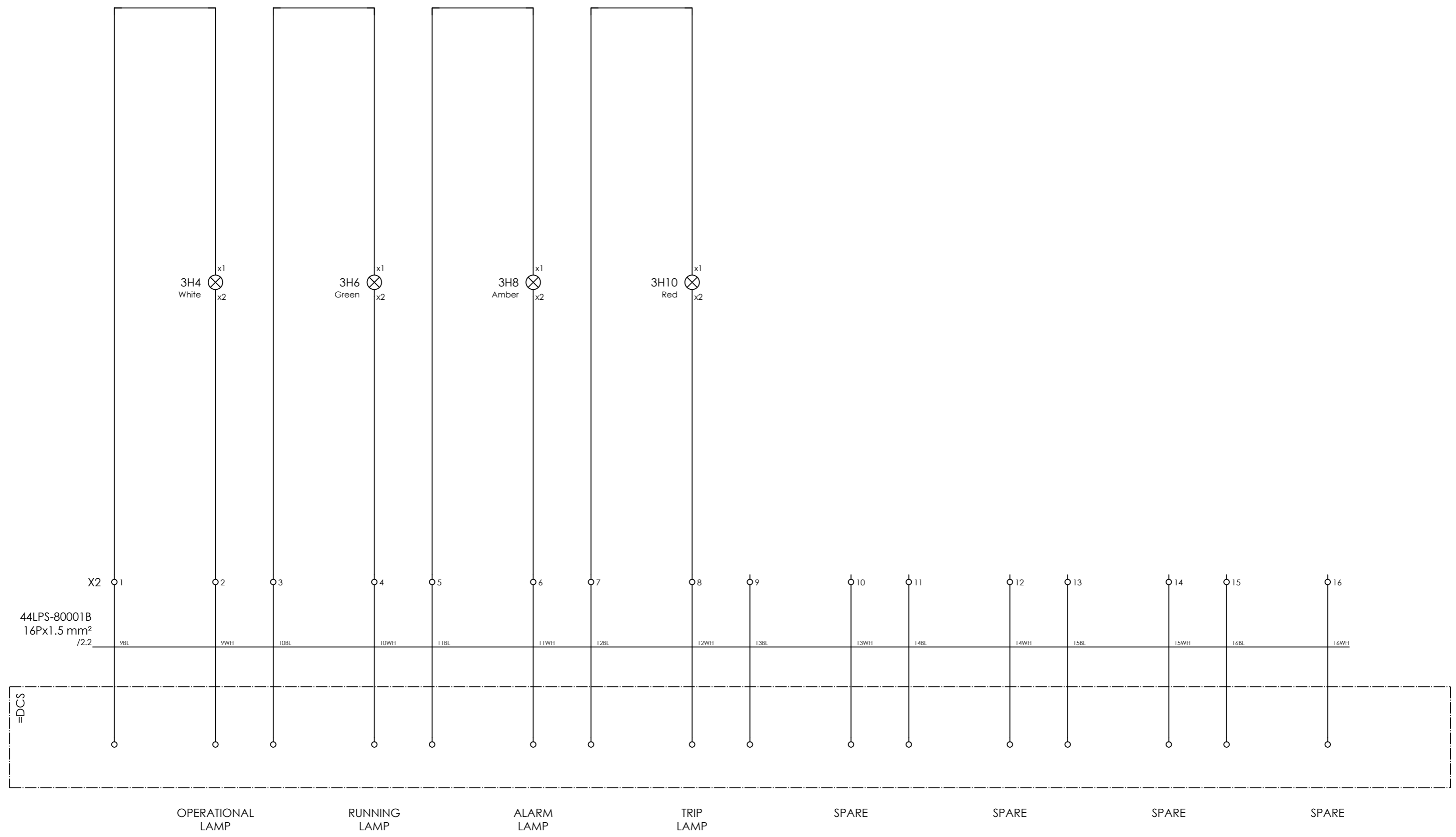
CLIENT DWG NO.	3944-VD-0171-DYP-RE-400-DIA-0002
EQUIPMENT NO.	Various
EQUIPMENT LOCATION	Iran, Onshore

SUBJECT PUSHBUTTONS	
ADAPTED TO P&ID REVISION	00

CLIENT	Arya Sasol Polymer Company
CLIENT REF.	ASPC Project
AIRPACK REF.	23383-05 Wiring Diagram

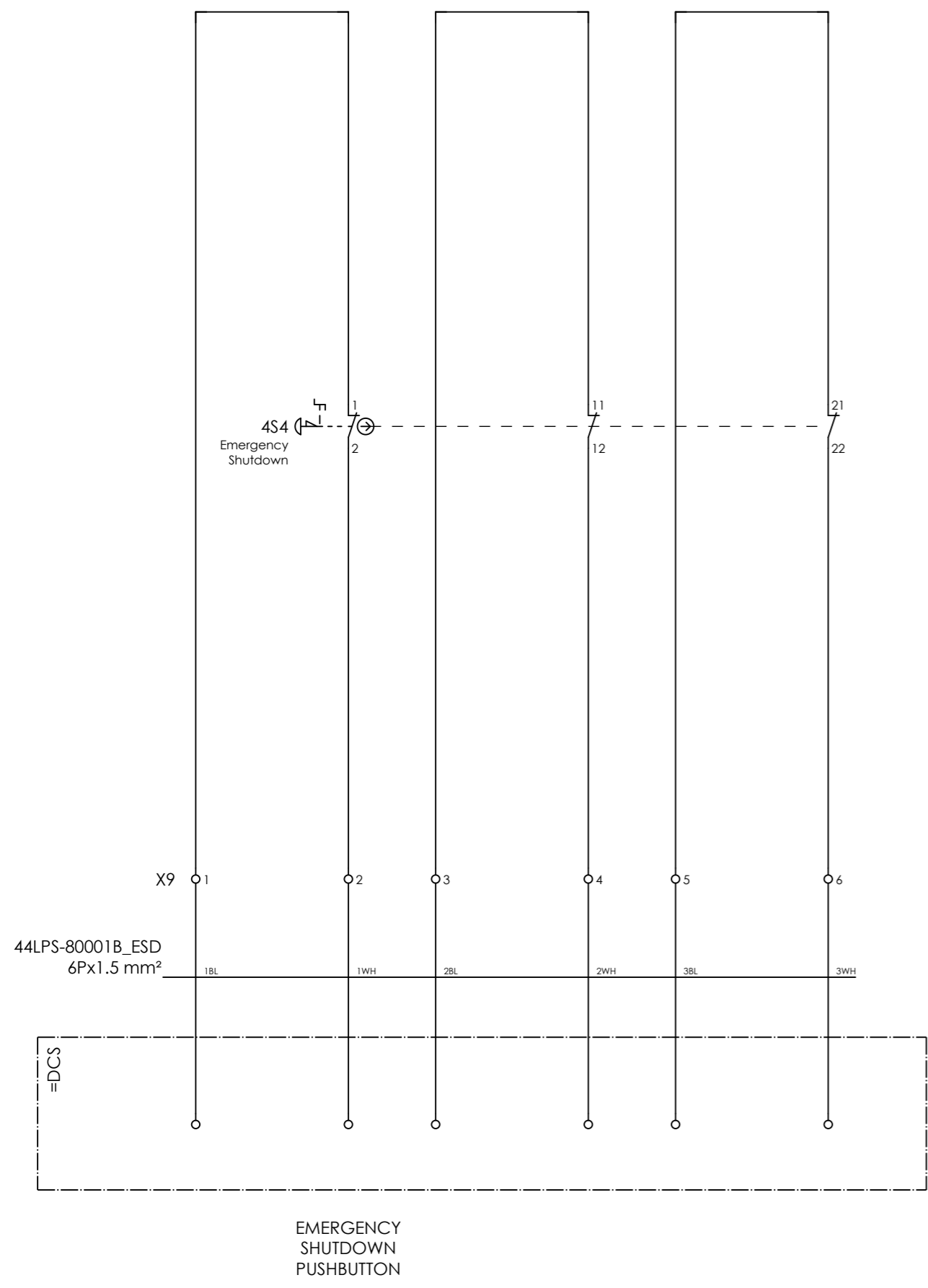
DRAWN BY	RTR
CHECKED BY	RBE
LAST MODIFICATION DATE	2025-03-17
AIRPACK DWG NO.	23383-05
REVISION	00
TOTAL PAGE AMOUNT	45

= 44C-80001B
+ 44LPS-80001B
CURRENT PAGE



CLIENT DWG NO.	3944-VD-0171-DYP-RE-400-DIA-0002	SUBJECT LAMPS	
EQUIPMENT NO.	Various	ADAPTED TO P&ID REVISION	00
EQUIPMENT LOCATION	Iran, Onshore	CLIENT	Arya Sasol Polymer Company
THIS DRAWING IS OWNED BY AIRPACK, AND SHALL NOT BE PRINTED OR COPIED IN ANY OTHER WAY THAN WITH AIRPACKS PERMISSION!		CLIENT REF.	ASPC Project
		AIRPACK REF.	23383-05 Wiring Diagram

DRAWN BY	RTR	= 44C-80001B
CHECKED BY	RBE	+ 44LPS-80001B
LAST MODIFICATION DATE	2025-03-17	CURRENT PAGE
AIRPACK DWG NO.	23383-05	
REVISION	00	
TOTAL PAGE AMOUNT	46	



CLIENT DWG NO.	3944-VD-0171-DYP-RE-400-DIA-0002
EQUIPMENT NO.	Various
EQUIPMENT LOCATION	Iran, Onshore
THIS DRAWING IS OWNED BY AIRPACK, AND SHALL NOT BE PRINTED OR COPIED IN ANY OTHER WAY THAN WITH AIRPACKS PERMISSION!	

SUBJECT ESD	
ADAPTED TO P&ID REVISION	00
CLIENT	Arya Sasol Polymer Company
CLIENT REF.	ASPC Project
AIRPACK REF.	23383-05 Wiring Diagram

DRAWN BY	RTR
CHECKED BY	RBE
LAST MODIFICATION DATE	2025-03-17
AIRPACK DWG NO.	23383-05
REVISION	00
TOTAL PAGE AMOUNT	47

= 44C-80001B
+ 44LPS-80001B
CURRENT PAGE

Terminal diagram

Cable name		Strip =44C-80001B+44LPS-80001B-X1 CONNECTION PUSHBUTTONS										Cable name	
Terminal	Connection point	Jumper	Target designation	Terminal	Connection point	Target designation	Terminal	Connection point	Jumper	Target designation	Terminal	Connection point	
1		.	-2S4	1			1		.	-2S4	13		
2		.	-2S4	2			2		.	-2S4	14		
3		.	-2S6	3			3		.	-2S6	11		
4		.	-2S6	4			4		.	-2S6	12		
5		.	-2S8	5			5		.	-2S8	13		
6		.	-2S8	6			6		.	-2S8	14		
7		.	-2S10	7			7		.	-2S10	13		
8		.	-2S10	8			8		.	-2S10	14		
9		.	-2S10	9			9		.	-2S10	24		
10		.		10			10		.				
11		.		11			11		.				
12		.		12			12		.				
13		.		13			13		.				
14		.		14			14		.				
15		.		15			15		.				
16		.		16			16		.				



CLIENT DWG NO. 3944-VD-0171-DYP-RE-400-DIA-0002
 EQUIPMENT NO. Various
 EQUIPMENT LOCATION Iran, Onshore
 THIS DRAWING IS OWNED BY AIRPACK, AND SHALL NOT BE PRINTED OR COPIED IN ANY OTHER WAY THAN WITH AIRPACKS PERMISSION!

SUBJECT Terminal diagram =44C-80001B+44LPS-80001B-X1
 ADAPTED TO P&ID REVISION 00
 CLIENT Arya Sasol Polymer Company
 CLIENT REF. ASPC Project
 AIRPACK REF. 23383-05 Wiring Diagram

DRAWN BY RTR
 CHECKED BY RBE
 LAST MODIFICATION DATE 2025-03-17
 AIRPACK DWG NO. 23383-05
 REVISION 00
 TOTAL PAGE AMOUNT 48

= 44C-80001B
 + 44LPS-80001B
 CURRENT PAGE

Terminal diagram

Cable name		Strip =44C-80001B+44LPS-80001B-X2 CONNECTION LAMPS										Cable name	
Terminal	Connection point	Terminal	Connection point	Terminal	Connection point	Terminal	Connection point	Terminal	Connection point	Terminal	Connection point	Terminal	Connection point
1	x1	1	x1	9BL	9BL	2	x2	2	x2	9WH	9WH	3	x1
2	x2	3	x1	10BL	10BL	3	x1	3	x1	10WH	10WH	4	x2
3	x1	4	x2	11BL	11BL	4	x2	4	x2	11WH	11WH	5	x1
4	x2	5	x1	12BL	12BL	5	x1	5	x1	12WH	12WH	6	x2
5	x1	6	x2	13BL	13BL	6	x2	6	x2	13WH	13WH	7	x1
6	x2	7	x1	14BL	14BL	7	x1	7	x1	14WH	14WH	8	x2
7	x1	8	x2	15BL	15BL	8	x2	8	x2	15WH	15WH	9	
8	x2	9		16BL	16BL	9		9		16WH	16WH	10	
9		10				10		10				11	
10		11				11		11				12	
11		12				12		12				13	
12		13				13		13				14	
13		14				14		14				15	
14		15				15		15				16	
15		16				16		16					



CLIENT DWG NO. 3944-VD-0171-DYP-RE-400-DIA-0002
 EQUIPMENT NO. Various
 EQUIPMENT LOCATION Iran, Onshore
 THIS DRAWING IS OWNED BY AIRPACK, AND SHALL NOT BE PRINTED OR COPIED IN ANY OTHER WAY THAN WITH AIRPACKS PERMISSION!

SUBJECT Terminal diagram =44C-80001B+44LPS-80001B-X2
 ADAPTED TO P&ID REVISION 00
 CLIENT Arya Sasol Polymer Company
 CLIENT REF. ASPC Project
 AIRPACK REF. 23383-05 Wiring Diagram

DRAWN BY RTR
 CHECKED BY RBE
 LAST MODIFICATION DATE 2025-03-17
 AIRPACK DWG NO. 23383-05
 REVISION 00
 TOTAL PAGE AMOUNT 49

= 44C-80001B
 + 44LPS-80001B
 CURRENT PAGE

Terminal diagram

Cable name	Strip		CONNECTION ESD PUSHBUTTON						Cable name	
	Terminal	Terminal	Jumper	Target designation	Target designation	Connection point	Connection point			
=44C-80001B+44LPS-80001B-X9	1		·	-4S4	1BL	1				
	2		·	-4S4	1WH	2				
	3		·	-4S4	2BL	11				
	4		·	-4S4	2WH	12				
	5		·	-4S4	3BL	21				
	6		·	-4S4	3WH	22				



CLIENT DWG NO.	3944-VD-0171-DYP-RE-400-DIA-0002
EQUIPMENT NO.	Various
EQUIPMENT LOCATION	Iran, Onshore

SUBJECT	
Terminal diagram =44C-80001B+44LPS-80001B-X9	
ADAPTED TO P&ID REVISION	00
CLIENT	Arya Sasol Polymer Company
CLIENT REF.	ASPC Project
AIRPACK REF.	23383-05 Wiring Diagram

DRAWN BY	RTR	= 44C-80001B
CHECKED BY	RBE	+ 44LPS-80001B
LAST MODIFICATION DATE	2025-03-17	CURRENT PAGE
AIRPACK DWG NO.	23383-05	
REVISION	00	
TOTAL PAGE AMOUNT	50	

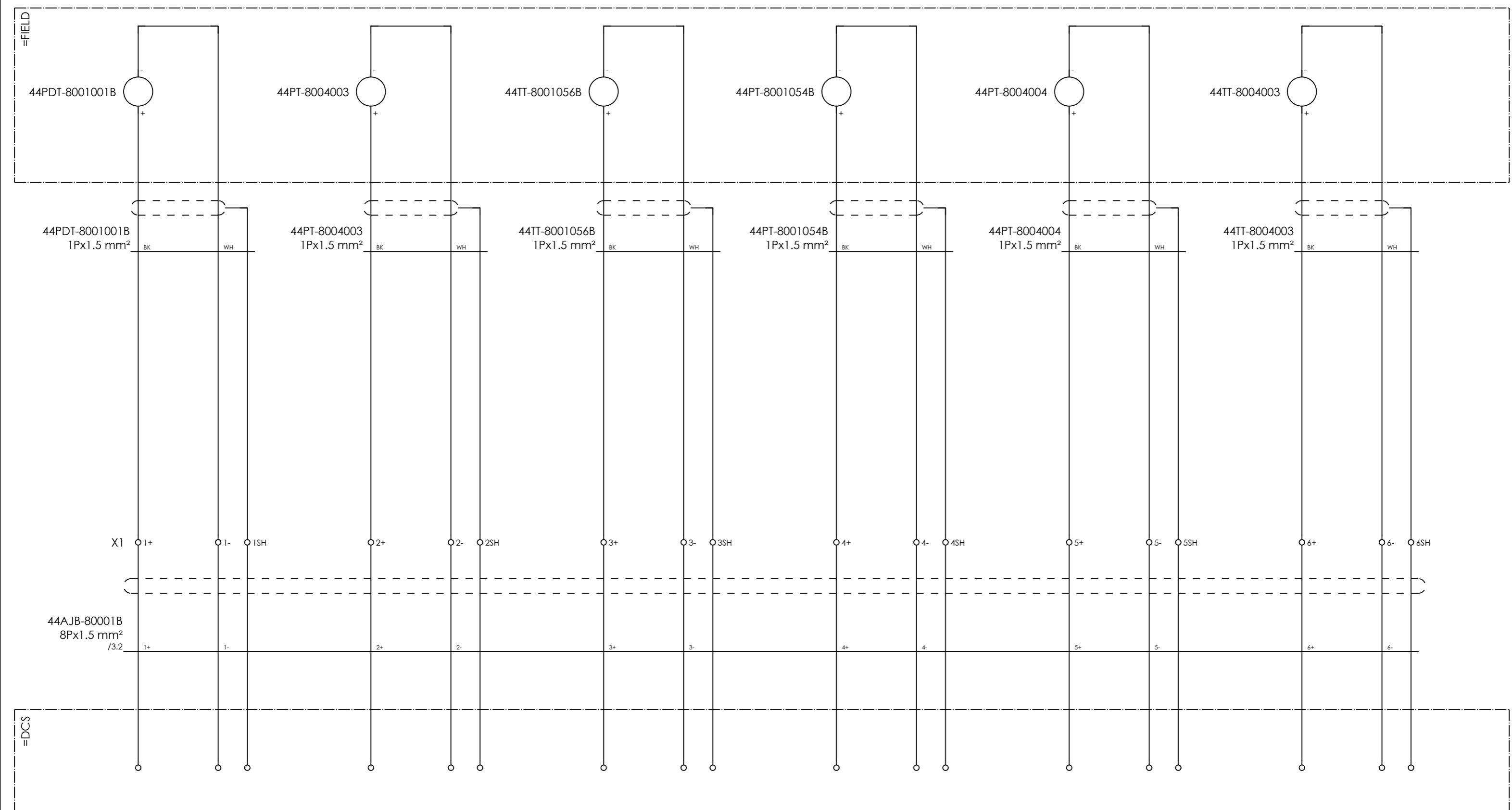
44AJB-80001B ANALOG JUNCTION BOX

TERMINAL STRIP DEFINITION

X1 = CONNECTION TRANSMITTERS



CLIENT DWG NO.	3944-VD-0171-DYP-RE-400-DIA-0002	SUBJECT		DRAWN BY	RTR	= 44C-80001B
EQUIPMENT NO.	Various	TERMINAL STRIP DEFINITION		CHECKED BY	RBE	+ 44AJB-80001B
EQUIPMENT LOCATION	Iran, Onshore	ADAPTED TO P&ID REVISION	00	LAST MODIFICATION DATE	2025-03-17	CURRENT PAGE
THIS DRAWING IS OWNED BY AIRPACK, AND SHALL NOT BE PRINTED OR COPIED IN ANY OTHER WAY THAN WITH AIRPACKS PERMISSION!		CLIENT	Arya Sasol Polymer Company	AIRPACK DWG NO.	23383-05	
		CLIENT REF.	ASPC Project	REVISION	00	
		AIRPACK REF.	23383-05 Wiring Diagram	TOTAL PAGE AMOUNT	51	

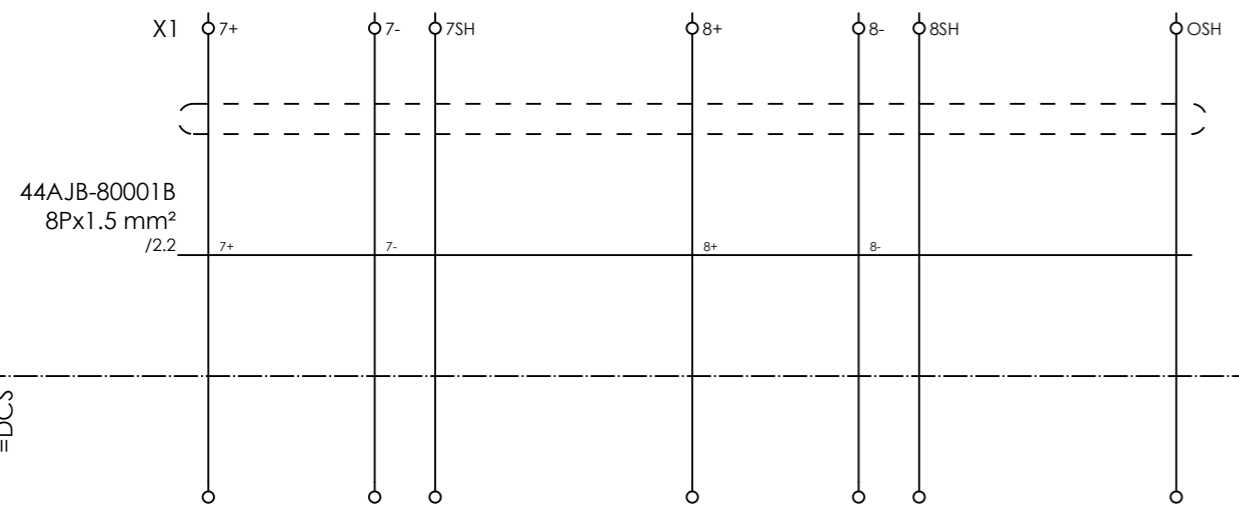


INLET DIFFERENTIAL PRESSURE TRANSMITTER INLET PRESSURE TRANSMITTER OIL TEMPERATURE TRANSMITTER OIL PRESSURE TRANSMITTER DISCHARGE PRESSURE TRANSMITTER DISCHARGE TEMPERATURE TRANSMITTER



CLIENT DWG NO.	3944-VD-0171-DYP-RE-400-DIA-0002	SUBJECT TRANSMITTERS		DRAWN BY	RTR	= 44C-80001B
EQUIPMENT NO.	Various			CHECKED BY	RBE	+ 44AJB-80001B
EQUIPMENT LOCATION	Iran, Onshore	ADAPTED TO P&ID REVISION	00	LAST MODIFICATION DATE	2025-03-17	CURRENT PAGE
THIS DRAWING IS OWNED BY AIRPACK, AND SHALL NOT BE PRINTED OR COPIED IN ANY OTHER WAY THAN WITH AIRPACKS PERMISSION!		CLIENT	Arya Sasol Polymer Company	AIRPACK DWG NO.	23383-05	
		CLIENT REF.	ASPC Project	REVISION	00	
		AIRPACK REF.	23383-05 Wiring Diagram	TOTAL PAGE AMOUNT	52	

=FIELD



SPARE

SPARE



CLIENT DWG NO.	3944-VD-0171-DYP-RE-400-DIA-0002
EQUIPMENT NO.	Various
EQUIPMENT LOCATION	Iran, Onshore
THIS DRAWING IS OWNED BY AIRPACK, AND SHALL NOT BE PRINTED OR COPIED IN ANY OTHER WAY THAN WITH AIRPACKS PERMISSION!	

SUBJECT TRANSMITTERS	
ADAPTED TO P&ID REVISION	00
CLIENT	Arya Sasol Polymer Company
CLIENT REF.	ASPC Project
AIRPACK REF.	23383-05 Wiring Diagram

DRAWN BY	RTR
CHECKED BY	RBE
LAST MODIFICATION DATE	2025-03-17
AIRPACK DWG NO.	23383-05
REVISION	00
TOTAL PAGE AMOUNT	53

= 44C-80001B
+ 44AJB-80001B
CURRENT PAGE

Terminal diagram

Cable name																									
-44TT-8004003	1Px1.5 mm²	BK	WH	S																					
Strip =44C-80001B+44AJB-80001B-X1 CONNECTION TRANSMITTERS		Connection point	+	-																					
		Target designation	=FIELD-44TT-8004003	=FIELD-44TT-8004003																					
		Jumper	
		Terminal	6+	6-	6SH	7+	7-	7SH	8+	8-	8SH	OSH													
		Connection point																							
		Target designation																							
		Cable name																							
		-44AJB-80001B	8Px1.5 mm²	6+	6-	S	7+	7-	S	8+	8-	S	S												



CLIENT DWG NO. 3944-VD-0171-DYP-RE-400-DIA-0002
 EQUIPMENT NO. Various
 EQUIPMENT LOCATION Iran, Onshore
 THIS DRAWING IS OWNED BY AIRPACK, AND SHALL NOT BE PRINTED OR COPIED IN ANY OTHER WAY THAN WITH AIRPACKS PERMISSION!

SUBJECT Terminal diagram =44C-80001B+44AJB-80001B-X1
 ADAPTED TO P&ID REVISION 00
 CLIENT Arya Sasol Polymer Company
 CLIENT REF. ASPC Project
 AIRPACK REF. 23383-05 Wiring Diagram

DRAWN BY RTR
 CHECKED BY RBE
 LAST MODIFICATION DATE 2025-03-17
 AIRPACK DWG NO. 23383-05
 REVISION 00
 TOTAL PAGE AMOUNT 55

= 44C-80001B
 + 44AJB-80001B
 CURRENT PAGE

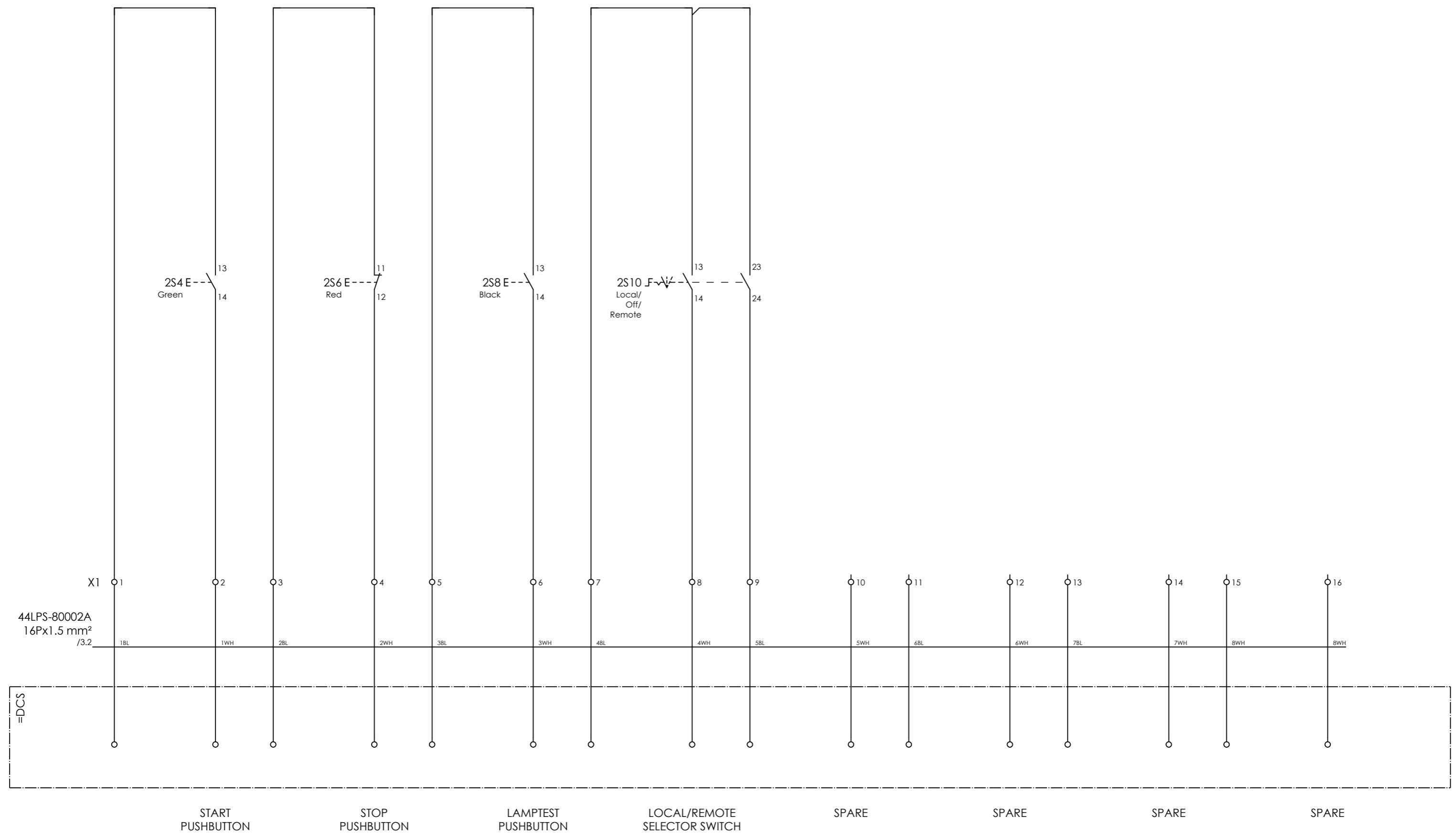
44LPS-80002A LOCAL PUSHBUTTON STATION

TERMINAL STRIP DEFINITION

- X1 = CONNECTION PUSHBUTTONS
- X2 = CONNECTION LAMPS
- X9 = CONNECTION ESD PUSHBUTTON



CLIENT DWG NO.	3944-VD-0171-DYP-RE-400-DIA-0002	SUBJECT	TERMINAL STRIP DEFINITION	DRAWN BY	RTR	= 44C-80002A
EQUIPMENT NO.	Various	ADAPTED TO P&ID REVISION	00	CHECKED BY	RBE	+ 44LPS-80002A
EQUIPMENT LOCATION	Iran, Onshore	CLIENT	Arya Sasol Polymer Company	LAST MODIFICATION DATE	2025-03-17	CURRENT PAGE
THIS DRAWING IS OWNED BY AIRPACK, AND SHALL NOT BE PRINTED OR COPIED IN ANY OTHER WAY THAN WITH AIRPACKS PERMISSION!		CLIENT REF.	ASPC Project	AIRPACK DWG NO.	23383-05	
		AIRPACK REF.	23383-05 Wiring Diagram	REVISION	00	
		TOTAL PAGE AMOUNT	56			

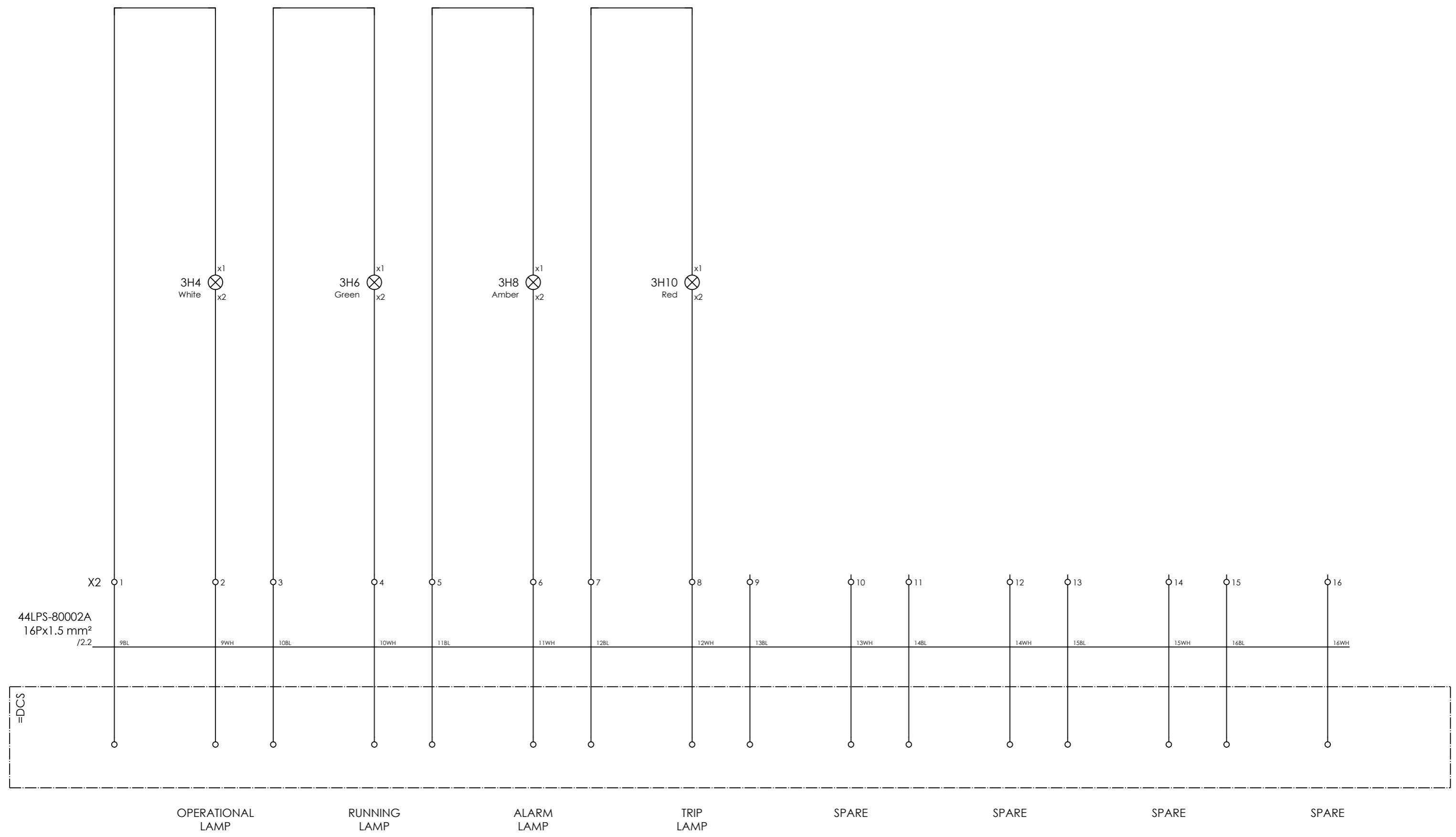


CLIENT DWG NO.	3944-VD-0171-DYP-RE-400-DIA-0002
EQUIPMENT NO.	Various
EQUIPMENT LOCATION	Iran, Onshore

THIS DRAWING IS OWNED BY AIRPACK, AND SHALL NOT BE PRINTED OR COPIED IN ANY OTHER WAY THAN WITH AIRPACKS PERMISSION!

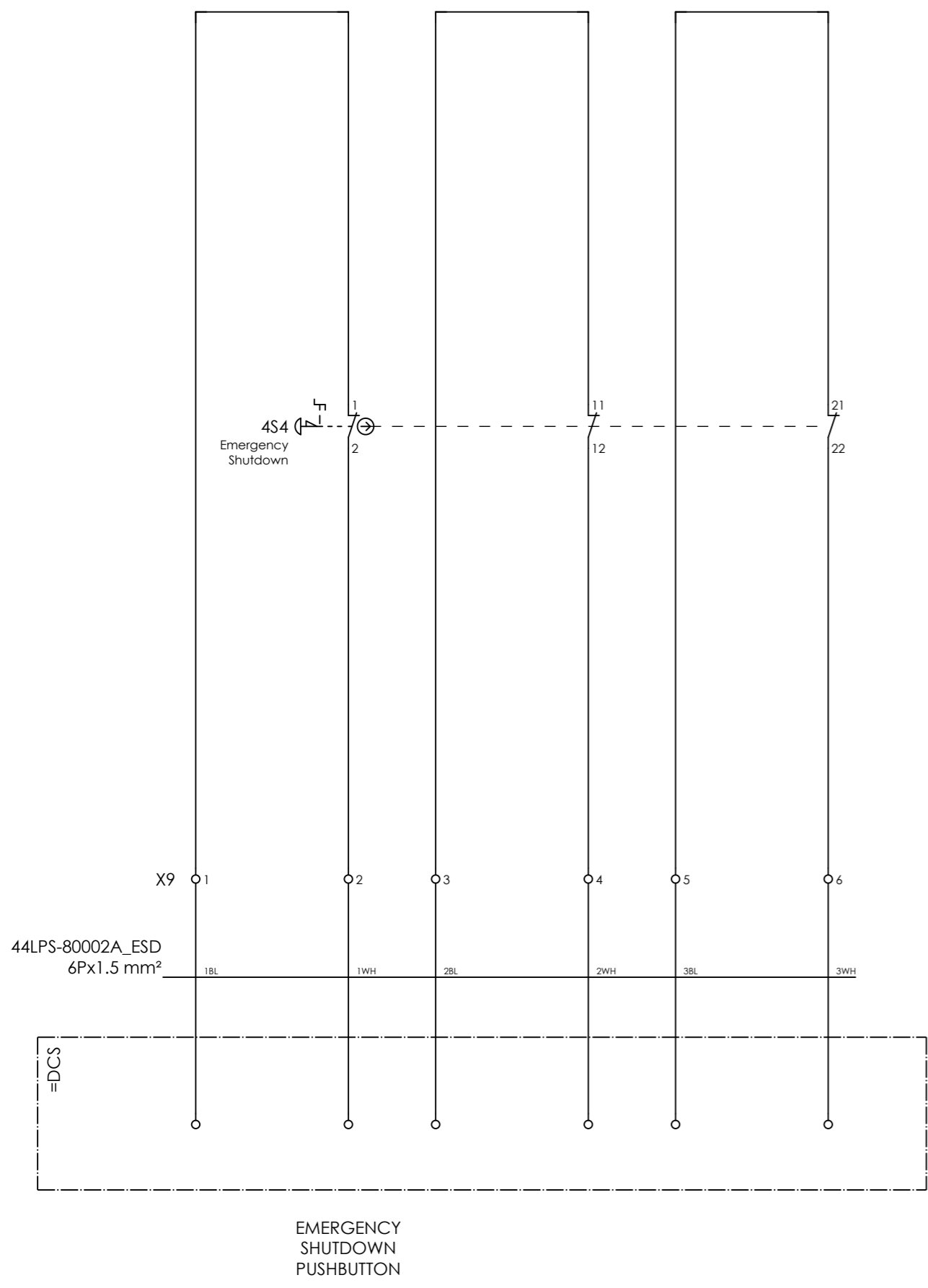
SUBJECT PUSHBUTTONS	
ADAPTED TO P&ID REVISION	00
CLIENT	Arya Sasol Polymer Company
CLIENT REF.	ASPC Project
AIRPACK REF.	23383-05 Wiring Diagram

DRAWN BY	RTR	= 44C-80002A
CHECKED BY	RBE	+ 44LPS-80002A
LAST MODIFICATION DATE	2025-03-17	CURRENT PAGE
AIRPACK DWG NO.	23383-05	
REVISION	00	
TOTAL PAGE AMOUNT	57	



CLIENT DWG NO.	3944-VD-0171-DYP-RE-400-DIA-0002	SUBJECT LAMPS	
EQUIPMENT NO.	Various	ADAPTED TO P&ID REVISION	00
EQUIPMENT LOCATION	Iran, Onshore	CLIENT	Arya Sasol Polymer Company
THIS DRAWING IS OWNED BY AIRPACK, AND SHALL NOT BE PRINTED OR COPIED IN ANY OTHER WAY THAN WITH AIRPACKS PERMISSION!		CLIENT REF.	ASPC Project
		AIRPACK REF.	23383-05 Wiring Diagram

DRAWN BY	RTR	= 44C-80002A
CHECKED BY	RBE	+ 44LPS-80002A
LAST MODIFICATION DATE	2025-03-17	CURRENT PAGE
AIRPACK DWG NO.	23383-05	
REVISION	00	
TOTAL PAGE AMOUNT	58	



CLIENT DWG NO.	3944-VD-0171-DYP-RE-400-DIA-0002
EQUIPMENT NO.	Various
EQUIPMENT LOCATION	Iran, Onshore

THIS DRAWING IS OWNED BY AIRPACK, AND SHALL NOT BE PRINTED OR COPIED IN ANY OTHER WAY THAN WITH AIRPACKS PERMISSION!

SUBJECT ESD	
ADAPTED TO P&ID REVISION	00
CLIENT	Arya Sasol Polymer Company
CLIENT REF.	ASPC Project
AIRPACK REF.	23383-05 Wiring Diagram

DRAWN BY	RTR
CHECKED BY	RBE
LAST MODIFICATION DATE	2025-03-17
AIRPACK DWG NO.	23383-05
REVISION	00
TOTAL PAGE AMOUNT	59

= 44C-80002A
+ 44LPS-80002A
CURRENT PAGE

Terminal diagram

Cable name		Strip =44C-80002A+44LPS-80002A-X1 CONNECTION PUSHBUTTONS										Cable name																																							
Terminal	Connection point	Terminal	Connection point	Terminal	Connection point	Terminal	Connection point	Terminal	Connection point	Terminal	Connection point	Terminal	Connection point																																						
1	-2S4	1	13	2	-2S4	2	14	3	-2S6	3	11	4	-2S6	4	12	5	-2S8	5	13	6	-2S8	6	14	7	-2S10	7	13	8	-2S10	8	14	9	-2S10	9	24	10		10		11		12		13		14		15		16	



CLIENT DWG NO. 3944-VD-0171-DYP-RE-400-DIA-0002
 EQUIPMENT NO. Various
 EQUIPMENT LOCATION Iran, Onshore
 THIS DRAWING IS OWNED BY AIRPACK, AND SHALL NOT BE PRINTED OR COPIED IN ANY OTHER WAY THAN WITH AIRPACKS PERMISSION!

SUBJECT Terminal diagram =44C-80002A+44LPS-80002A-X1
 ADAPTED TO P&ID REVISION 00
 CLIENT Arya Sasol Polymer Company
 CLIENT REF. ASPC Project
 AIRPACK REF. 23383-05 Wiring Diagram

DRAWN BY RTR
 CHECKED BY RBE
 LAST MODIFICATION DATE 2025-03-17
 AIRPACK DWG NO. 23383-05
 REVISION 00
 TOTAL PAGE AMOUNT 60

= 44C-80002A
 + 44LPS-80002A
 CURRENT PAGE

Terminal diagram

Cable name		Strip =44C-80002A+44LPS-80002A-X2 CONNECTION LAMPS																Cable name	
Terminal	Connection point	Terminal	Connection point	Jumper	Target designation	Target designation	Terminal	Connection point	Terminal	Connection point	Jumper	Target designation	Target designation	Terminal	Connection point	Terminal	Connection point		
1	x1	1	x1	.	-3H4		1		9BL										
2	x2	2	x2	.	-3H4		2		9WH										
3	x1	3	x1	.	-3H6		3		10BL										
4	x2	4	x2	.	-3H6		4		10WH										
5	x1	5	x1	.	-3H8		5		11BL										
6	x2	6	x2	.	-3H8		6		11WH										
7	x1	7	x1	.	-3H10		7		12BL										
8	x2	8	x2	.	-3H10		8		12WH										
9		9		.			9		13BL										
10		10		.			10		13WH										
11		11		.			11		14BL										
12		12		.			12		14WH										
13		13		.			13		15BL										
14		14		.			14		15WH										
15		15		.			15		16BL										
16		16		.			16		16WH										



CLIENT DWG NO. 3944-VD-0171-DYP-RE-400-DIA-0002
 EQUIPMENT NO. Various
 EQUIPMENT LOCATION Iran, Onshore
 THIS DRAWING IS OWNED BY AIRPACK, AND SHALL NOT BE PRINTED OR COPIED IN ANY OTHER WAY THAN WITH AIRPACKS PERMISSION!

SUBJECT Terminal diagram =44C-80002A+44LPS-80002A-X2
 ADAPTED TO P&ID REVISION 00
 CLIENT Arya Sasol Polymer Company
 CLIENT REF. ASPC Project
 AIRPACK REF. 23383-05 Wiring Diagram


DRAWN BY RTR
 CHECKED BY RBE
 LAST MODIFICATION DATE 2025-03-17
 AIRPACK DWG NO. 23383-05
 REVISION 00
 TOTAL PAGE AMOUNT 61

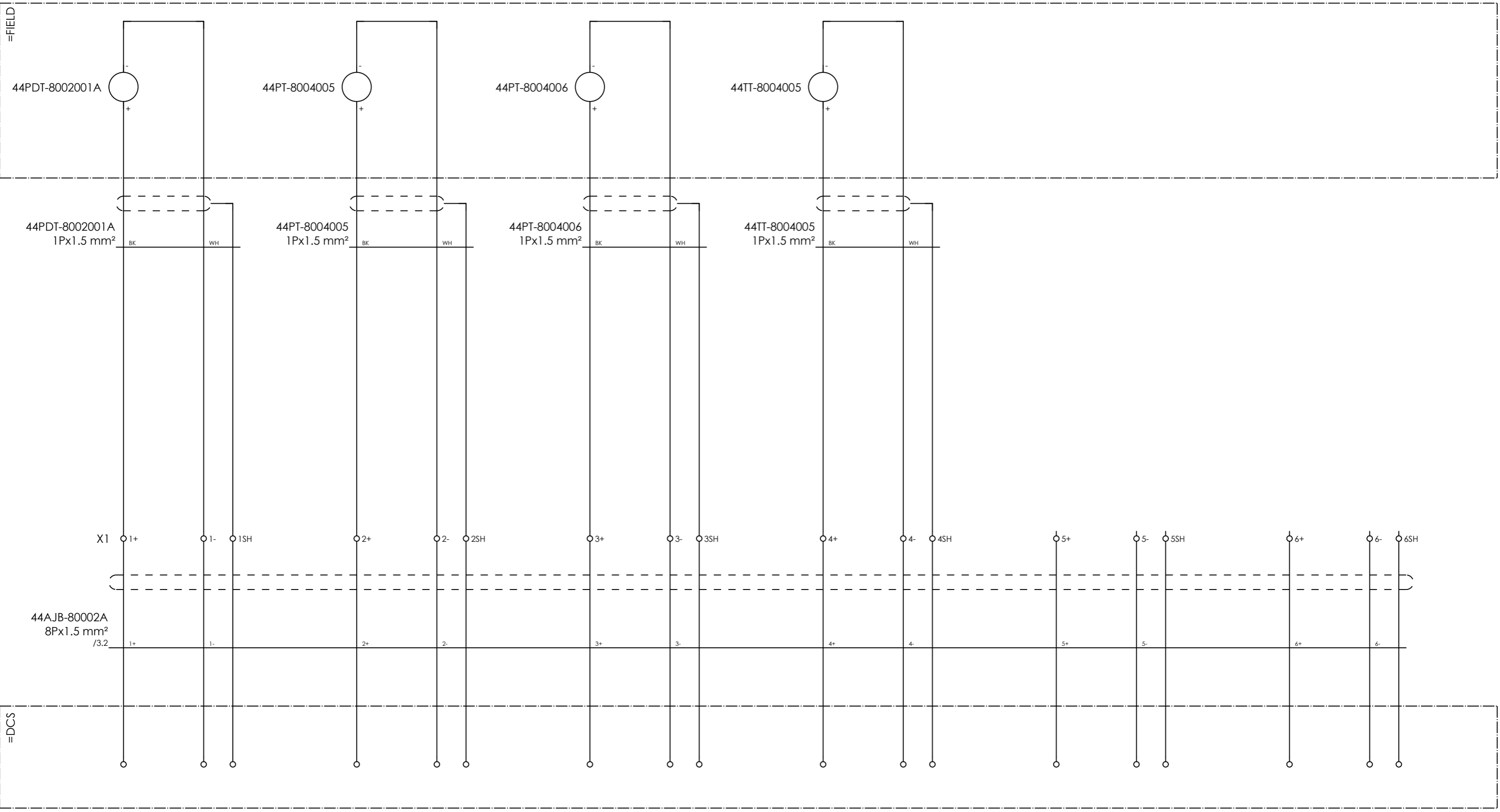
= 44C-80002A
 + 44LPS-80002A
 CURRENT PAGE

44AJB-80002A ANALOG JUNCTION BOX

TERMINAL STRIP DEFINITION

X1 = CONNECTION TRANSMITTERS

	CLIENT DWG NO.	3944-VD-0171-DYP-RE-400-DIA-0002	SUBJECT		DRAWN BY	RTR	= 44C-80002A	
	EQUIPMENT NO.	Various	TERMINAL STRIP DEFINITION		CHECKED BY	RBE	+ 44AJB-80002A	
	EQUIPMENT LOCATION	Iran, Onshore	ADAPTED TO P&ID REVISION	00	LAST MODIFICATION DATE	2025-03-17	CURRENT PAGE	
	THIS DRAWING IS OWNED BY AIRPACK, AND SHALL NOT BE PRINTED OR COPIED IN ANY OTHER WAY THAN WITH AIRPACKS PERMISSION!		CLIENT	Arya Sasol Polymer Company		AIRPACK DWG NO.	23383-05	
			CLIENT REF.	ASPC Project		REVISION	00	
		AIRPACK REF.	23383-05 Wiring Diagram		TOTAL PAGE AMOUNT	63		



INLET
DIFFERENTIAL
PRESSURE
TRANSMITTER

INLET
PRESSURE
TRANSMITTER

DISCHARGE
PRESSURE
TRANSMITTER

DISCHARGE
TEMPERATURE
TRANSMITTER

SPARE

SPARE



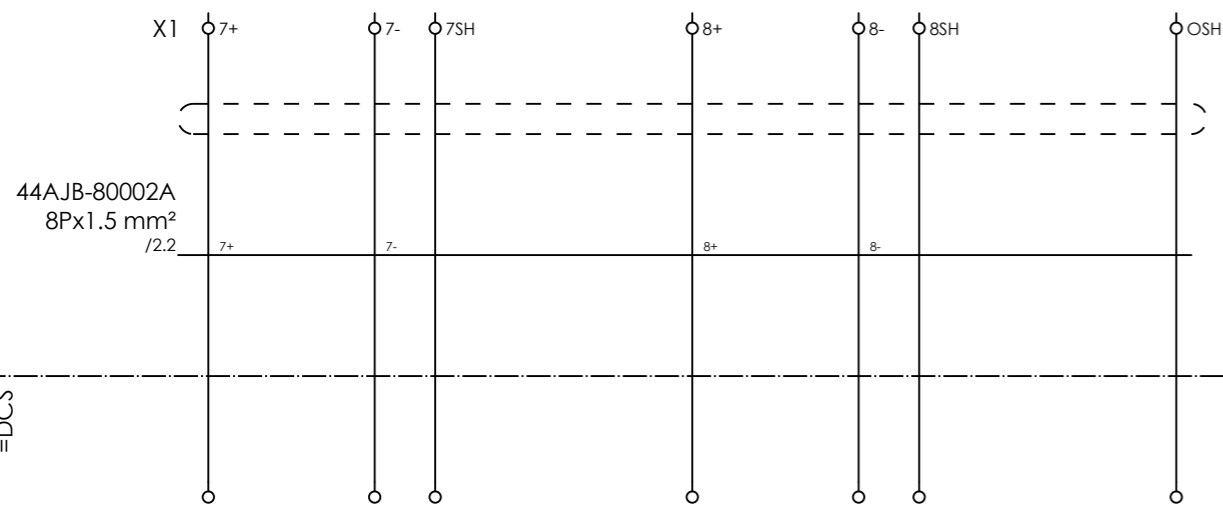
CLIENT DWG NO.	3944-VD-0171-DYP-RE-400-DIA-0002
EQUIPMENT NO.	Various
EQUIPMENT LOCATION	Iran, Onshore

THIS DRAWING IS OWNED BY AIRPACK, AND SHALL NOT BE PRINTED OR COPIED IN ANY OTHER WAY THAN WITH AIRPACKS PERMISSION!

SUBJECT TRANSMITTERS	
ADAPTED TO P&ID REVISION	00
CLIENT	Arya Sasol Polymer Company
CLIENT REF.	ASPC Project
AIRPACK REF.	23383-05 Wiring Diagram

DRAWN BY	RTR	= 44C-80002A
CHECKED BY	RBE	+ 44AJB-80002A
LAST MODIFICATION DATE	2025-03-17	CURRENT PAGE
AIRPACK DWG NO.	23383-05	
REVISION	00	
TOTAL PAGE AMOUNT	64	

=FIELD



=DCS



SPARE

SPARE



CLIENT DWG NO.	3944-VD-0171-DYP-RE-400-DIA-0002
EQUIPMENT NO.	Various
EQUIPMENT LOCATION	Iran, Onshore

THIS DRAWING IS OWNED BY AIRPACK, AND SHALL NOT BE PRINTED OR COPIED IN ANY OTHER WAY THAN WITH AIRPACKS PERMISSION!

SUBJECT TRANSMITTERS	
ADAPTED TO P&ID REVISION	00

CLIENT	Arya Sasol Polymer Company
CLIENT REF.	ASPC Project
AIRPACK REF.	23383-05 Wiring Diagram

DRAWN BY	RTR
CHECKED BY	RBE
LAST MODIFICATION DATE	2025-03-17

AIRPACK DWG NO.	23383-05
REVISION	00
TOTAL PAGE AMOUNT	65

= 44C-80002A
+ 44AJB-80002A
CURRENT PAGE

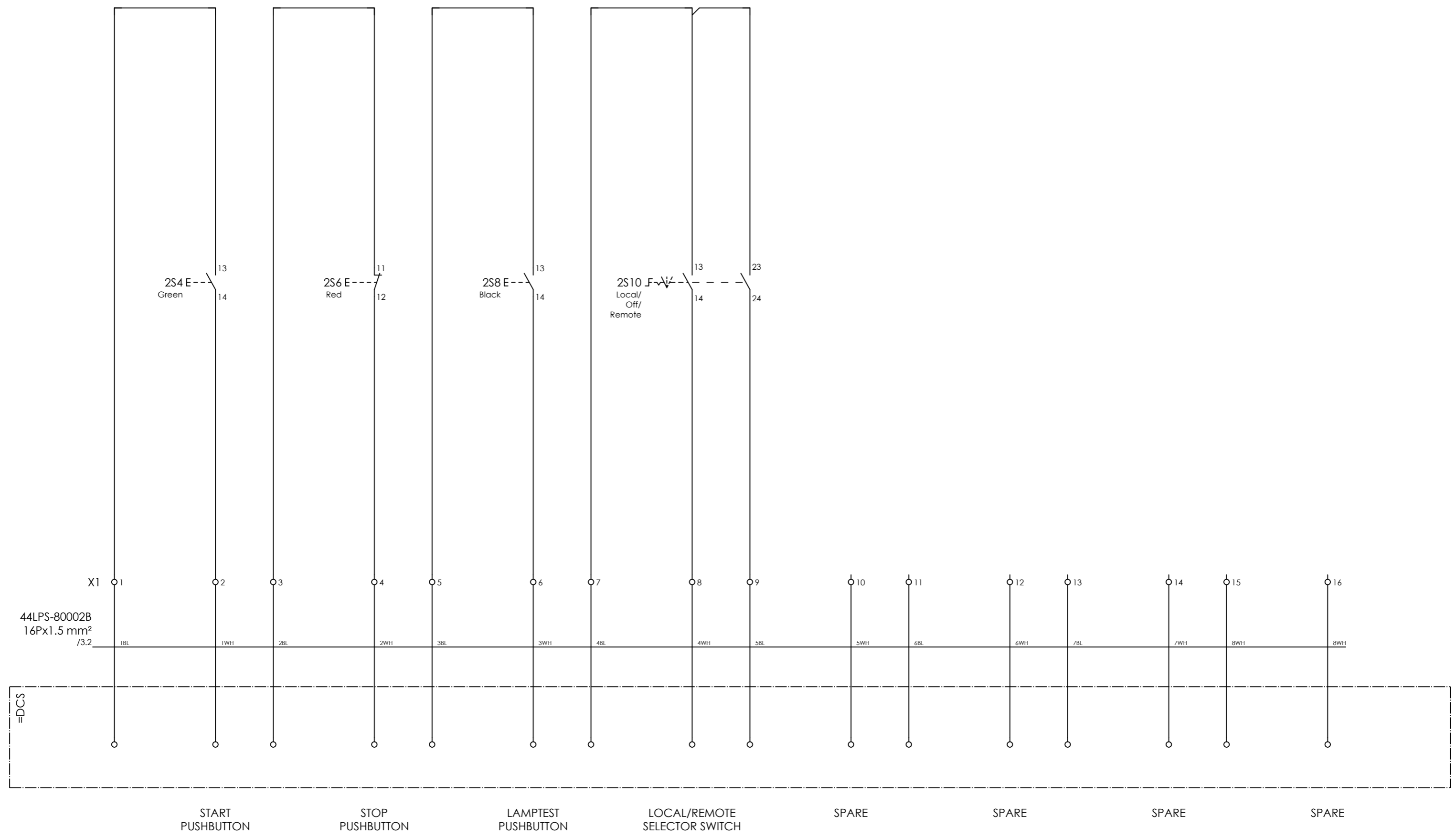
44LPS-80002B LOCAL PUSHBUTTON STATION

TERMINAL STRIP DEFINITION

- X1 = CONNECTION PUSHBUTTONS
- X2 = CONNECTION LAMPS
- X9 = CONNECTION ESD PUSHBUTTON



CLIENT DWG NO.	3944-VD-0171-DYP-RE-400-DIA-0002	SUBJECT	TERMINAL STRIP DEFINITION	DRAWN BY	RTR	= 44C-80002B
EQUIPMENT NO.	Various	ADAPTED TO P&ID REVISION	00	CHECKED BY	RBE	+ 44LPS-80002B
EQUIPMENT LOCATION	Iran, Onshore	CLIENT	Arya Sasol Polymer Company	LAST MODIFICATION DATE	2025-03-17	CURRENT PAGE
THIS DRAWING IS OWNED BY AIRPACK, AND SHALL NOT BE PRINTED OR COPIED IN ANY OTHER WAY THAN WITH AIRPACKS PERMISSION!		CLIENT REF.	ASPC Project	AIRPACK DWG NO.	23383-05	
		AIRPACK REF.	23383-05 Wiring Diagram	REVISION	00	
		TOTAL PAGE AMOUNT	67			



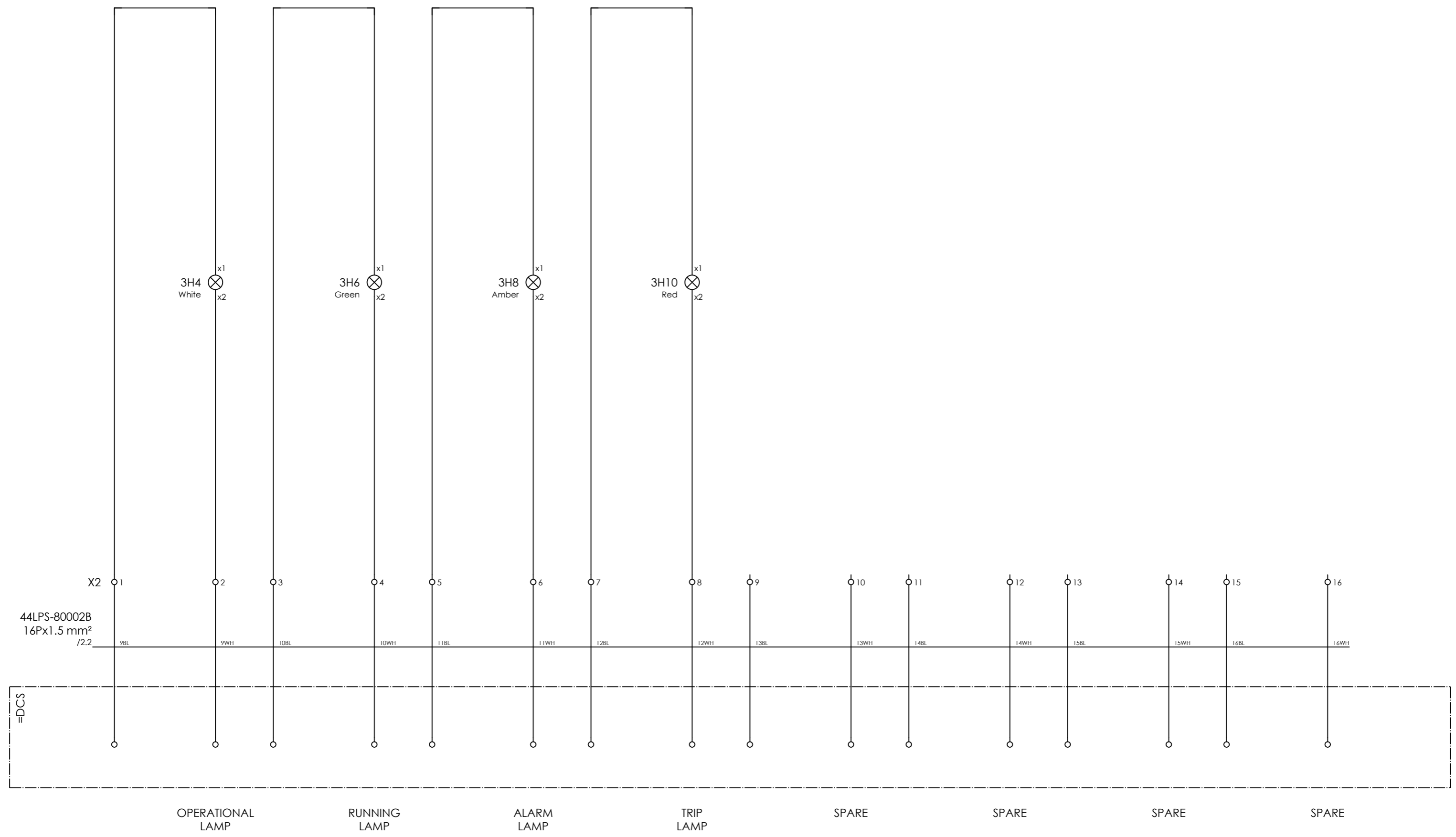
CLIENT DWG NO.	3944-VD-0171-DYP-RE-400-DIA-0002
EQUIPMENT NO.	Various
EQUIPMENT LOCATION	Iran, Onshore

THIS DRAWING IS OWNED BY AIRPACK, AND SHALL NOT BE PRINTED OR COPIED IN ANY OTHER WAY THAN WITH AIRPACKS PERMISSION!

SUBJECT PUSHBUTTONS	
ADAPTED TO P&ID REVISION	00
CLIENT	Arya Sasol Polymer Company
CLIENT REF.	ASPC Project
AIRPACK REF.	23383-05 Wiring Diagram

DRAWN BY	RTR
CHECKED BY	RBE
LAST MODIFICATION DATE	2025-03-17
AIRPACK DWG NO.	23383-05
REVISION	00
TOTAL PAGE AMOUNT	68

= 44C-80002B
+ 44LPS-80002B
CURRENT PAGE

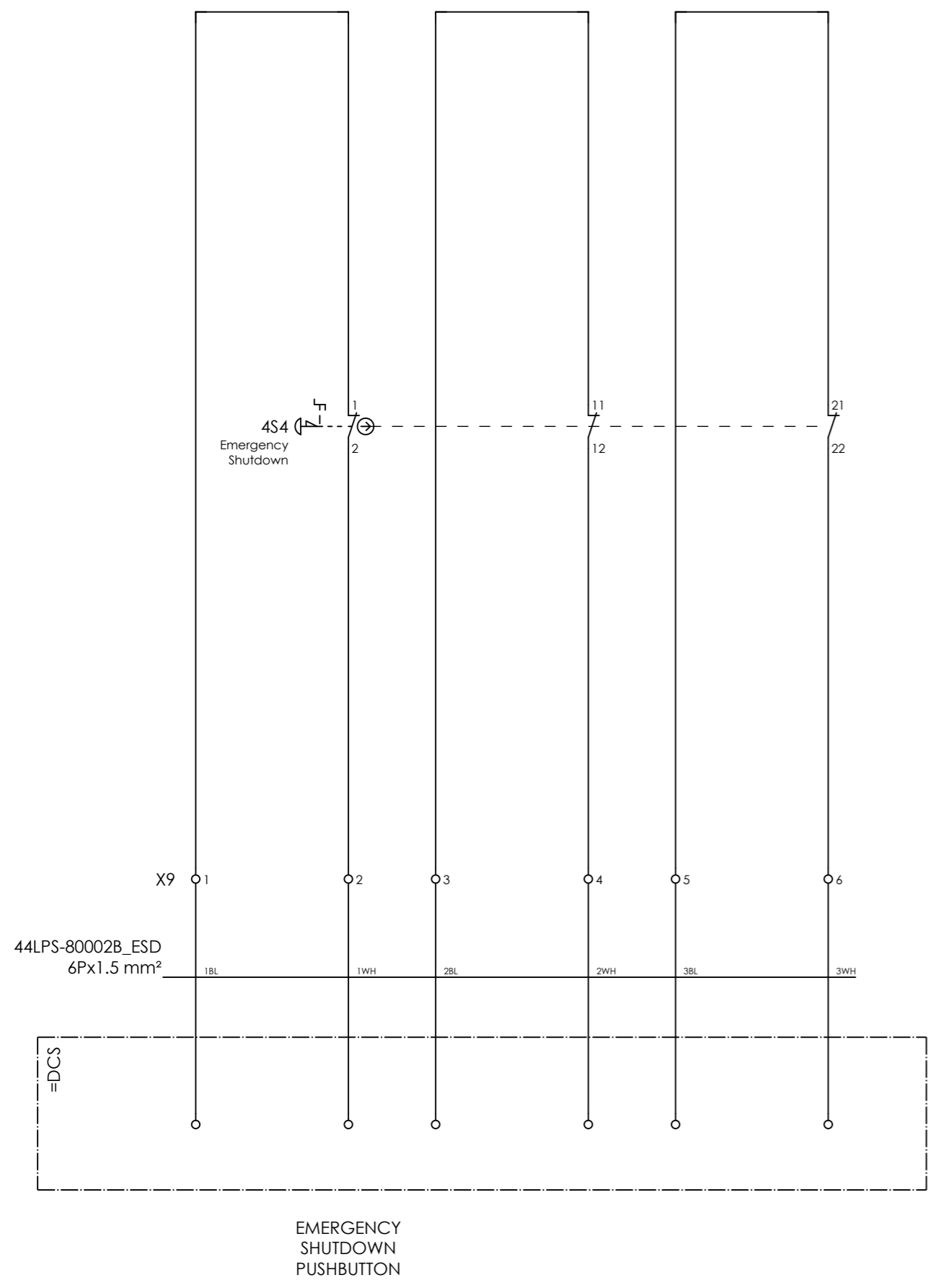


OPERATIONAL LAMP RUNNING LAMP ALARM LAMP TRIP LAMP SPARE SPARE SPARE SPARE



CLIENT DWG NO.	3944-VD-0171-DYP-RE-400-DIA-0002	SUBJECT LAMPS	
EQUIPMENT NO.	Various	ADAPTED TO P&ID REVISION	00
EQUIPMENT LOCATION	Iran, Onshore	CLIENT	Arya Sasol Polymer Company
THIS DRAWING IS OWNED BY AIRPACK, AND SHALL NOT BE PRINTED OR COPIED IN ANY OTHER WAY THAN WITH AIRPACKS PERMISSION!		CLIENT REF.	ASPC Project
		AIRPACK REF.	23383-05 Wiring Diagram

DRAWN BY	RTR	= 44C-80002B
CHECKED BY	RBE	+ 44LPS-80002B
LAST MODIFICATION DATE	2025-03-17	CURRENT PAGE
AIRPACK DWG NO.	23383-05	
REVISION	00	
TOTAL PAGE AMOUNT	69	



CLIENT DWG NO.	3944-VD-0171-DYP-RE-400-DIA-0002
EQUIPMENT NO.	Various
EQUIPMENT LOCATION	Iran, Onshore

THIS DRAWING IS OWNED BY AIRPACK, AND SHALL NOT BE PRINTED OR COPIED IN ANY OTHER WAY THAN WITH AIRPACKS PERMISSION!

SUBJECT ESD	
ADAPTED TO P&ID REVISION	00
CLIENT	Arya Sasol Polymer Company
CLIENT REF.	ASPC Project
AIRPACK REF.	23383-05 Wiring Diagram

DRAWN BY	RTR
CHECKED BY	RBE
LAST MODIFICATION DATE	2025-03-17
AIRPACK DWG NO.	23383-05
REVISION	00
TOTAL PAGE AMOUNT	70

= 44C-80002B
+ 44LPS-80002B
CURRENT PAGE

Terminal diagram

Cable name		Strip =44C-80002B+44LPS-80002B-X1 CONNECTION PUSHBUTTONS										Cable name	
Terminal	Connection point	Jumper	Target designation	Terminal	Connection point	Target designation	Terminal	Connection point	Jumper	Target designation	Terminal	Connection point	
1		.	-2S4	1			1				1BL		
2		.	-2S4	2			2				1WH		
3		.	-2S6	3			3				2BL		
4		.	-2S6	4			4				2WH		
5		.	-2S8	5			5				3BL		
6		.	-2S8	6			6				3WH		
7		.	-2S10	7			7				4BL		
8		.	-2S10	8			8				4WH		
9		.	-2S10	9			9				5BL		
10		.		10			10				5WH		
11		.		11			11				6BL		
12		.		12			12				6WH		
13		.		13			13				7BL		
14		.		14			14				7WH		
15		.		15			15				8WH		
16		.		16			16				8WH		



CLIENT DWG NO. 3944-VD-0171-DYP-RE-400-DIA-0002
 EQUIPMENT NO. Various
 EQUIPMENT LOCATION Iran, Onshore
 THIS DRAWING IS OWNED BY AIRPACK, AND SHALL NOT BE PRINTED OR COPIED IN ANY OTHER WAY THAN WITH AIRPACKS PERMISSION!

SUBJECT Terminal diagram =44C-80002B+44LPS-80002B-X1
 ADAPTED TO P&ID REVISION 00
 CLIENT Arya Sasol Polymer Company
 CLIENT REF. ASPC Project
 AIRPACK REF. 23383-05 Wiring Diagram

DRAWN BY RTR
 CHECKED BY RBE
 LAST MODIFICATION DATE 2025-03-17
 AIRPACK DWG NO. 23383-05
 REVISION 00
 TOTAL PAGE AMOUNT 71

= 44C-80002B
 + 44LPS-80002B
 CURRENT PAGE

Terminal diagram

Cable name		Strip =44C-80002B+44LPS-80002B-X2 CONNECTION LAMPS						Cable name	
		Target designation	Connection point	Terminal	Jumper	Target designation	Connection point		
-44LPS-80002B	16Px1.5 mm ²			1	.	-3H4	x1	9BL	
				2	.	-3H4	x2	9WH	
				3	.	-3H6	x1	10BL	
				4	.	-3H6	x2	10WH	
				5	.	-3H8	x1	11BL	
				6	.	-3H8	x2	11WH	
				7	.	-3H10	x1	12BL	
				8	.	-3H10	x2	12WH	
				9	.			13BL	
				10	.			13WH	
				11	.			14BL	
				12	.			14WH	
				13	.			15BL	
				14	.			15WH	
				15	.			16BL	
				16	.			16WH	



CLIENT DWG NO. 3944-VD-0171-DYP-RE-400-DIA-0002
 EQUIPMENT NO. Various
 EQUIPMENT LOCATION Iran, Onshore
 THIS DRAWING IS OWNED BY AIRPACK, AND SHALL NOT BE PRINTED OR COPIED IN ANY OTHER WAY THAN WITH AIRPACKS PERMISSION!

SUBJECT Terminal diagram =44C-80002B+44LPS-80002B-X2
 ADAPTED TO P&ID REVISION 00
 CLIENT Arya Sasol Polymer Company
 CLIENT REF. ASPC Project
 AIRPACK REF. 23383-05 Wiring Diagram

DRAWN BY RTR
 CHECKED BY RBE
 LAST MODIFICATION DATE 2025-03-17
 AIRPACK DWG NO. 23383-05
 REVISION 00
 TOTAL PAGE AMOUNT 72

= 44C-80002B
 + 44LPS-80002B
 CURRENT PAGE

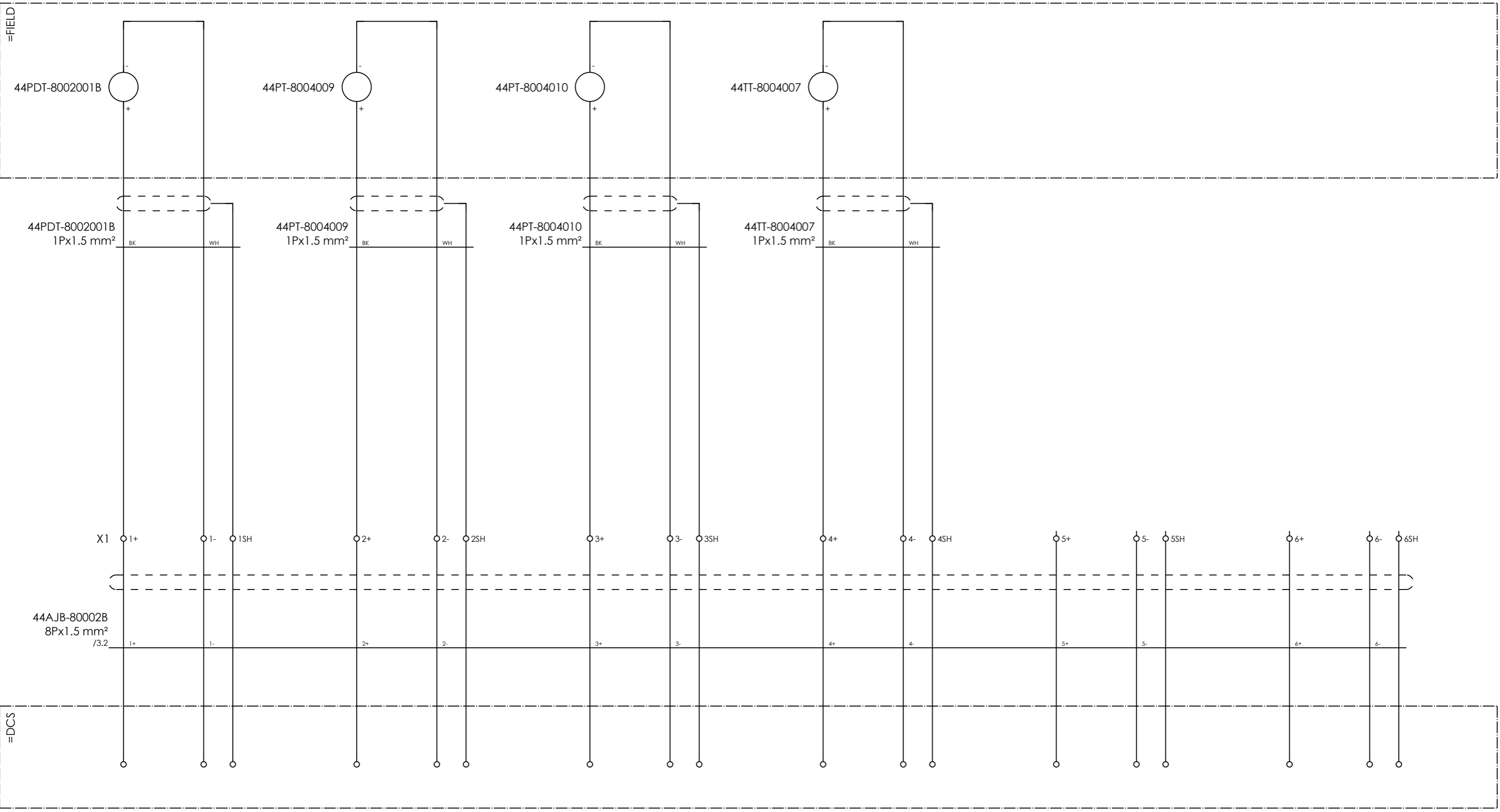
44AJB-80002B ANALOG JUNCTION BOX

TERMINAL STRIP DEFINITION

X1 = CONNECTION TRANSMITTERS



CLIENT DWG NO.	3944-VD-0171-DYP-RE-400-DIA-0002	SUBJECT		DRAWN BY	RTR	= 44C-80002B
EQUIPMENT NO.	Various	TERMINAL STRIP DEFINITION		CHECKED BY	RBE	+ 44AJB-80002B
EQUIPMENT LOCATION	Iran, Onshore	ADAPTED TO P&ID REVISION	00	LAST MODIFICATION DATE	2025-03-17	CURRENT PAGE
THIS DRAWING IS OWNED BY AIRPACK, AND SHALL NOT BE PRINTED OR COPIED IN ANY OTHER WAY THAN WITH AIRPACKS PERMISSION!		CLIENT	Arya Sasol Polymer Company	AIRPACK DWG NO.	23383-05	
		CLIENT REF.	ASPC Project	REVISION	00	
		AIRPACK REF.	23383-05 Wiring Diagram	TOTAL PAGE AMOUNT	74	



INLET
DIFFERENTIAL
PRESSURE
TRANSMITTER

INLET
PRESSURE
TRANSMITTER

DISCHARGE
PRESSURE
TRANSMITTER

DISCHARGE
TEMPERATURE
TRANSMITTER

SPARE

SPARE



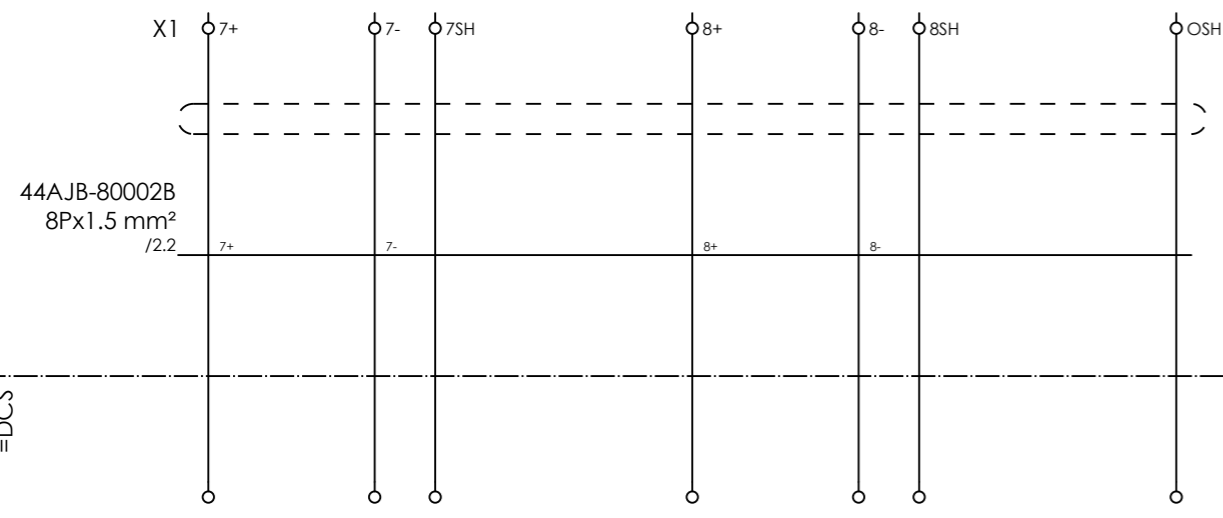
CLIENT DWG NO.	3944-VD-0171-DYP-RE-400-DIA-0002
EQUIPMENT NO.	Various
EQUIPMENT LOCATION	Iran, Onshore

THIS DRAWING IS OWNED BY AIRPACK, AND SHALL NOT BE PRINTED OR COPIED IN ANY OTHER WAY THAN WITH AIRPACKS PERMISSION!

SUBJECT TRANSMITTERS	
ADAPTED TO P&ID REVISION	00
CLIENT	Arya Sasol Polymer Company
CLIENT REF.	ASPC Project
AIRPACK REF.	23383-05 Wiring Diagram

DRAWN BY	RTR	= 44C-80002B
CHECKED BY	RBE	+ 44AJB-80002B
LAST MODIFICATION DATE	2025-03-17	CURRENT PAGE
AIRPACK DWG NO.	23383-05	
REVISION	00	
TOTAL PAGE AMOUNT	75	

=FIELD



=DCS



SPARE

SPARE



CLIENT DWG NO.	3944-VD-0171-DYP-RE-400-DIA-0002
EQUIPMENT NO.	Various
EQUIPMENT LOCATION	Iran, Onshore

THIS DRAWING IS OWNED BY AIRPACK, AND SHALL NOT BE PRINTED OR COPIED IN ANY OTHER WAY THAN WITH AIRPACKS PERMISSION!

SUBJECT TRANSMITTERS	
ADAPTED TO P&ID REVISION	00

CLIENT	Arya Sasol Polymer Company
CLIENT REF.	ASPC Project
AIRPACK REF.	23383-05 Wiring Diagram

DRAWN BY	RTR
CHECKED BY	RBE
LAST MODIFICATION DATE	2025-03-17

AIRPACK DWG NO.	23383-05
REVISION	00
TOTAL PAGE AMOUNT	76

= 44C-80002B
+ 44AJB-80002B
CURRENT PAGE

44LPS-80004A

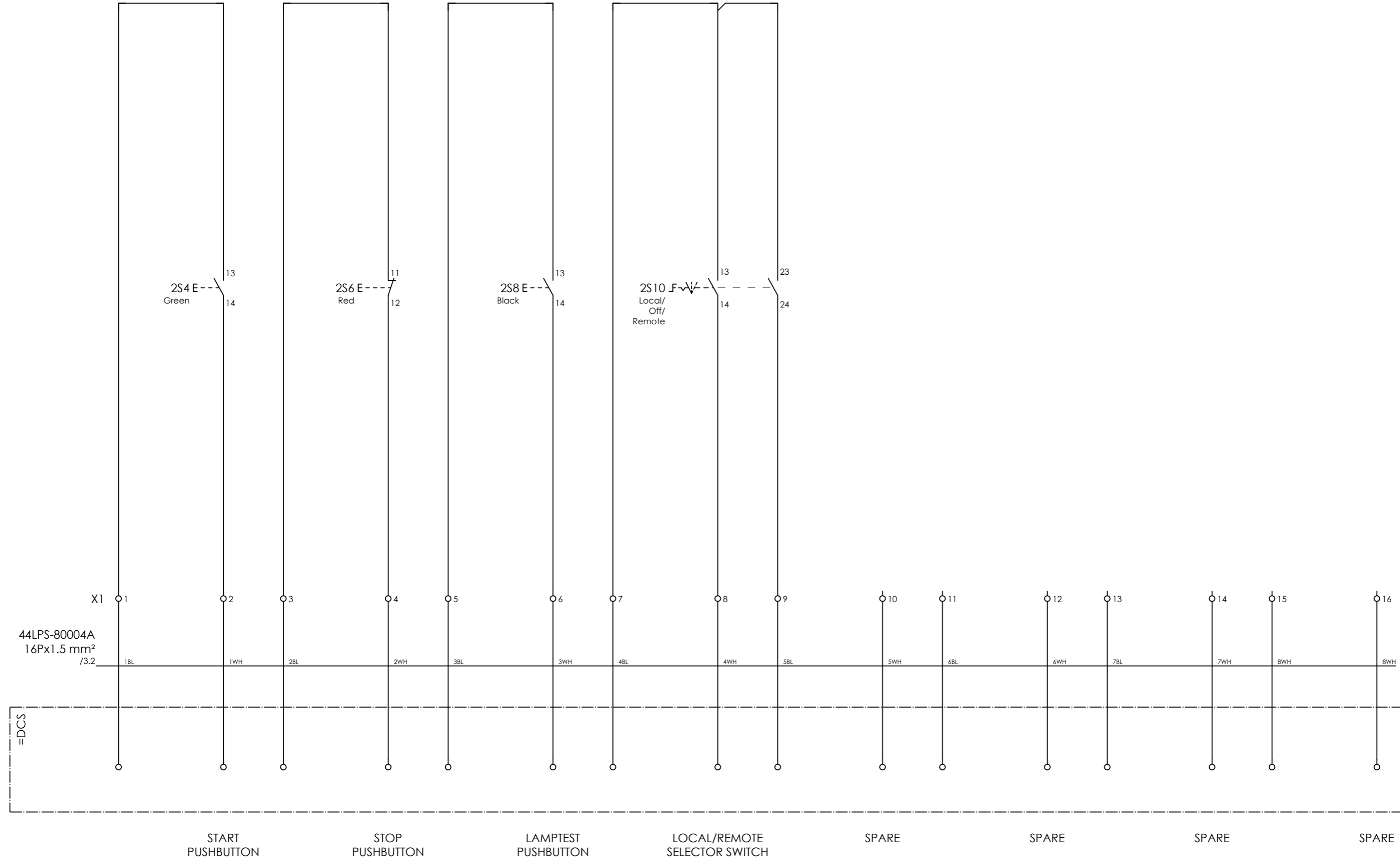
LOCAL PUSHBUTTON STATION

TERMINAL STRIP DEFINITION

- X1 = CONNECTION PUSHBUTTONS
- X2 = CONNECTION LAMPS
- X9 = CONNECTION ESD PUSHBUTTON



CLIENT DWG NO.	3944-VD-0171-DYP-RE-400-DIA-0002	SUBJECT	TERMINAL STRIP DEFINITION	DRAWN BY	RTR	= 44C-80004A
EQUIPMENT NO.	Various	ADAPTED TO P&ID REVISION	00	CHECKED BY	RBE	+ 44LPS-80004A
EQUIPMENT LOCATION	Iran, Onshore	CLIENT	Arya Sasol Polymer Company	LAST MODIFICATION DATE	2025-03-17	CURRENT PAGE
THIS DRAWING IS OWNED BY AIRPACK, AND SHALL NOT BE PRINTED OR COPIED IN ANY OTHER WAY THAN WITH AIRPACKS PERMISSION!		CLIENT REF.	ASPC Project	AIRPACK DWG NO.	23383-05	
		AIRPACK REF.	23383-05 Wiring Diagram	REVISION	00	
		TOTAL PAGE AMOUNT	78			



44LPS-80004A
16Px1.5 mm²
/3.2

=DCS

START
PUSHBUTTON

STOP
PUSHBUTTON

LAMPTEST
PUSHBUTTON

LOCAL/REMOTE
SELECTOR SWITCH

SPARE

SPARE

SPARE

SPARE



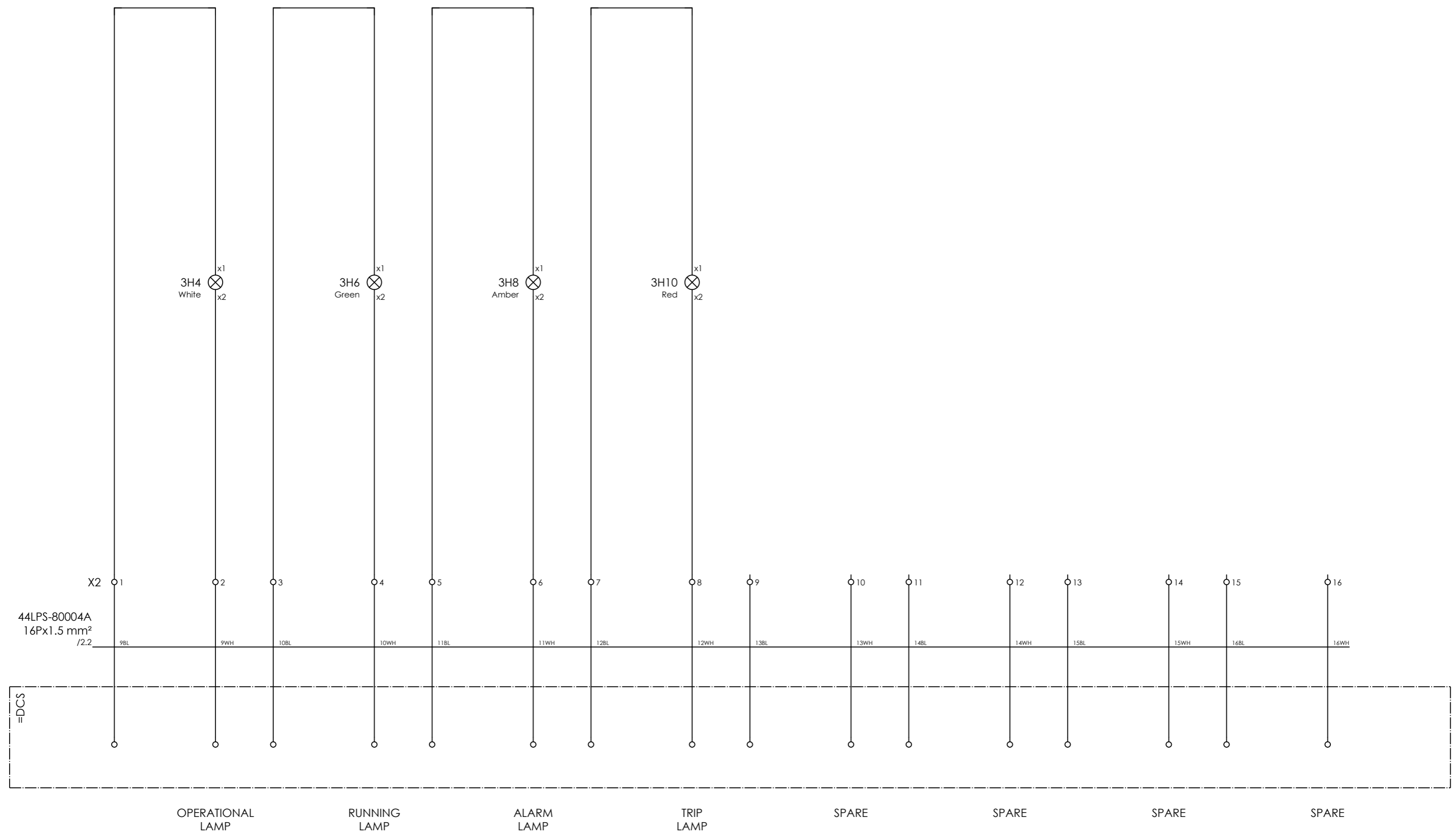
CLIENT DWG NO.	3944-VD-0171-DYP-RE-400-DIA-0002
EQUIPMENT NO.	Various
EQUIPMENT LOCATION	Iran, Onshore

THIS DRAWING IS OWNED BY AIRPACK, AND SHALL NOT BE PRINTED OR COPIED IN ANY OTHER WAY THAN WITH AIRPACKS PERMISSION!

SUBJECT PUSHBUTTONS	
ADAPTED TO P&ID REVISION	00
CLIENT	Arya Sasol Polymer Company
CLIENT REF.	ASPC Project
AIRPACK REF.	23383-05 Wiring Diagram

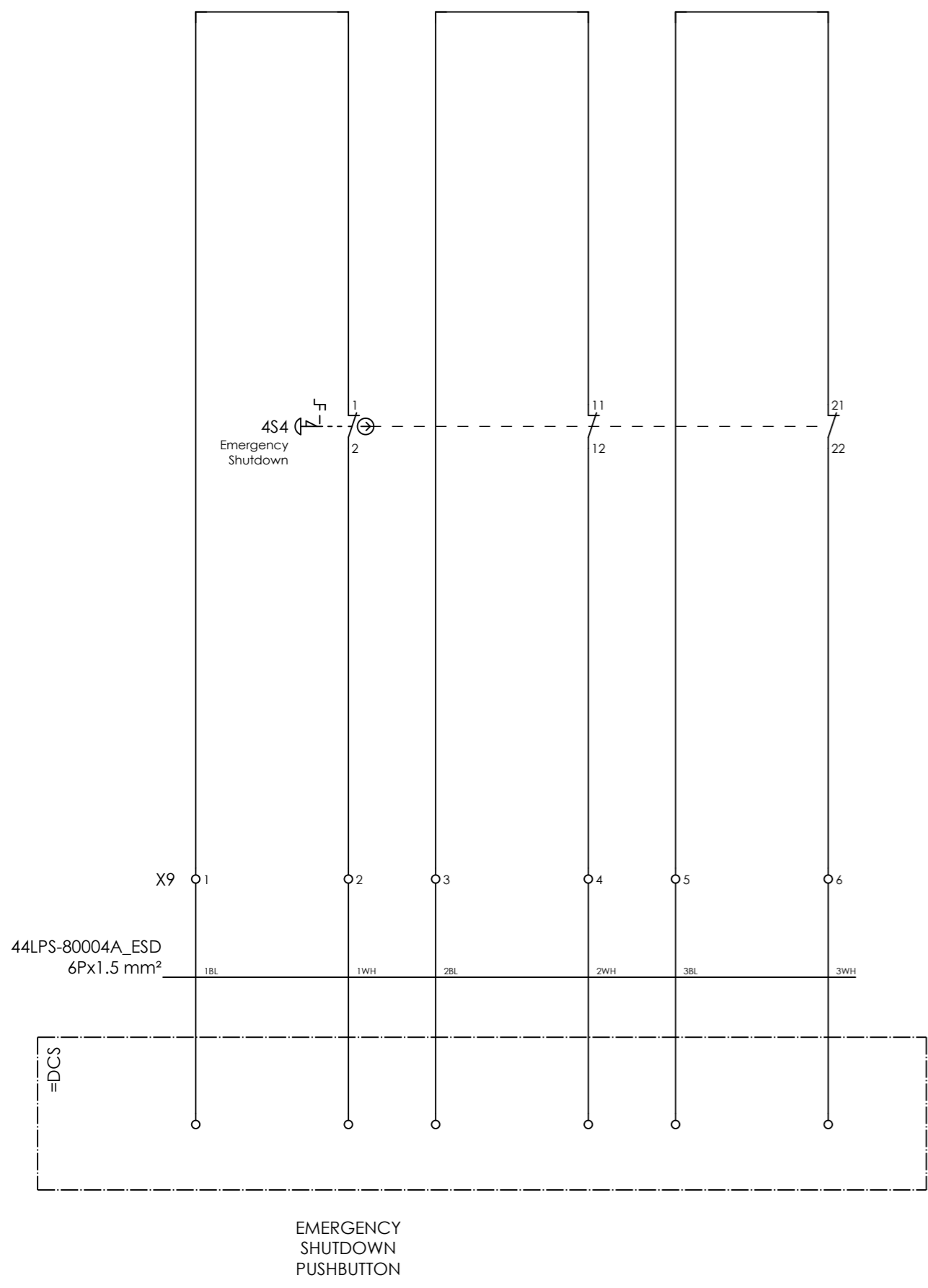
DRAWN BY	RTR
CHECKED BY	RBE
LAST MODIFICATION DATE	2025-03-17
AIRPACK DWG NO.	23383-05
REVISION	00
TOTAL PAGE AMOUNT	79

= 44C-80004A
+ 44LPS-80004A
CURRENT PAGE



CLIENT DWG NO.	3944-VD-0171-DYP-RE-400-DIA-0002	SUBJECT LAMPS	
EQUIPMENT NO.	Various	ADAPTED TO P&ID REVISION	00
EQUIPMENT LOCATION	Iran, Onshore	CLIENT	Arya Sasol Polymer Company
THIS DRAWING IS OWNED BY AIRPACK, AND SHALL NOT BE PRINTED OR COPIED IN ANY OTHER WAY THAN WITH AIRPACKS PERMISSION!		CLIENT REF.	ASPC Project
		AIRPACK REF.	23383-05 Wiring Diagram

DRAWN BY	RTR	= 44C-80004A
CHECKED BY	RBE	+ 44LPS-80004A
LAST MODIFICATION DATE	2025-03-17	CURRENT PAGE
AIRPACK DWG NO.	23383-05	
REVISION	00	
TOTAL PAGE AMOUNT	80	



CLIENT DWG NO.	3944-VD-0171-DYP-RE-400-DIA-0002
EQUIPMENT NO.	Various
EQUIPMENT LOCATION	Iran, Onshore
THIS DRAWING IS OWNED BY AIRPACK, AND SHALL NOT BE PRINTED OR COPIED IN ANY OTHER WAY THAN WITH AIRPACKS PERMISSION!	

SUBJECT ESD	
ADAPTED TO P&ID REVISION	00
CLIENT	Arya Sasol Polymer Company
CLIENT REF.	ASPC Project
AIRPACK REF.	23383-05 Wiring Diagram

DRAWN BY	RTR
CHECKED BY	RBE
LAST MODIFICATION DATE	2025-03-17
AIRPACK DWG NO.	23383-05
REVISION	00
TOTAL PAGE AMOUNT	81

= 44C-80004A
+ 44LPS-80004A
CURRENT PAGE

Terminal diagram

Cable name		Strip =44C-80004A+44LPS-80004A-X1 CONNECTION PUSHBUTTONS										Cable name	
Terminal	Connection point	Terminal	Connection point	Jumper	Target designation	Terminal	Connection point	Terminal	Connection point	Target designation	Terminal	Connection point	
1		1		.	-2S4	13							
2		2		.	-2S4	14							
3		3		.	-2S6	11							
4		4		.	-2S6	12							
5		5		.	-2S8	13							
6		6		.	-2S8	14							
7		7		.	-2S10	13							
8		8		.	-2S10	14							
9		9		.	-2S10	24							
10		10		.									
11		11		.									
12		12		.									
13		13		.									
14		14		.									
15		15		.									
16		16		.									



CLIENT DWG NO. 3944-VD-0171-DYP-RE-400-DIA-0002
 EQUIPMENT NO. Various
 EQUIPMENT LOCATION Iran, Onshore
 THIS DRAWING IS OWNED BY AIRPACK, AND SHALL NOT BE PRINTED OR COPIED IN ANY OTHER WAY THAN WITH AIRPACKS PERMISSION!

SUBJECT Terminal diagram =44C-80004A+44LPS-80004A-X1
 ADAPTED TO P&ID REVISION 00
 CLIENT Arya Sasol Polymer Company
 CLIENT REF. ASPC Project
 AIRPACK REF. 23383-05 Wiring Diagram

DRAWN BY RTR
 CHECKED BY RBE
 LAST MODIFICATION DATE 2025-03-17
 AIRPACK DWG NO. 23383-05
 REVISION 00
 TOTAL PAGE AMOUNT 82

= 44C-80004A
 + 44LPS-80004A
 CURRENT PAGE

Terminal diagram

Cable name		Strip =44C-80004A+44LPS-80004A-X2 CONNECTION LAMPS																Cable name			
Terminal	Connection point	Terminal	Connection point	Target designation	Target designation	Jumper	Target designation	Connection point	Terminal	Jumper	Target designation	Connection point	Terminal	Connection point	Target designation	Target designation	Jumper	Target designation	Connection point	Terminal	
-44LPS-80004A	16Px1.5 mm ²	9BL	x1	-3H4	-3H4	.	-3H4		1	.	-3H4	x1	1								
		9WH	x2	-3H4	-3H4	.	-3H4		2	.	-3H4	x2	2								
		10BL	x1	-3H6	-3H6	.	-3H6		3	.	-3H6	x1	3								
		10WH	x2	-3H6	-3H6	.	-3H6		4	.	-3H6	x2	4								
		11BL	x1	-3H8	-3H8	.	-3H8		5	.	-3H8	x1	5								
		11WH	x2	-3H8	-3H8	.	-3H8		6	.	-3H8	x2	6								
		12BL	x1	-3H10	-3H10	.	-3H10		7	.	-3H10	x1	7								
		12WH	x2	-3H10	-3H10	.	-3H10		8	.	-3H10	x2	8								
		13BL				.			9	.											
		13WH				.			10	.											
		14BL				.			11	.											
		14WH				.			12	.											
		15BL				.			13	.											
		15WH				.			14	.											
		16BL				.			15	.											
		16WH				.			16	.											



CLIENT DWG NO. 3944-VD-0171-DYP-RE-400-DIA-0002
 EQUIPMENT NO. Various
 EQUIPMENT LOCATION Iran, Onshore
 THIS DRAWING IS OWNED BY AIRPACK, AND SHALL NOT BE PRINTED OR COPIED IN ANY OTHER WAY THAN WITH AIRPACKS PERMISSION!

SUBJECT Terminal diagram =44C-80004A+44LPS-80004A-X2
 ADAPTED TO P&ID REVISION 00
 CLIENT Arya Sasol Polymer Company
 CLIENT REF. ASPC Project
 AIRPACK REF. 23383-05 Wiring Diagram

DRAWN BY RTR
 CHECKED BY RBE
 LAST MODIFICATION DATE 2025-03-17
 AIRPACK DWG NO. 23383-05
 REVISION 00
 TOTAL PAGE AMOUNT 83

= 44C-80004A
 + 44LPS-80004A
 CURRENT PAGE

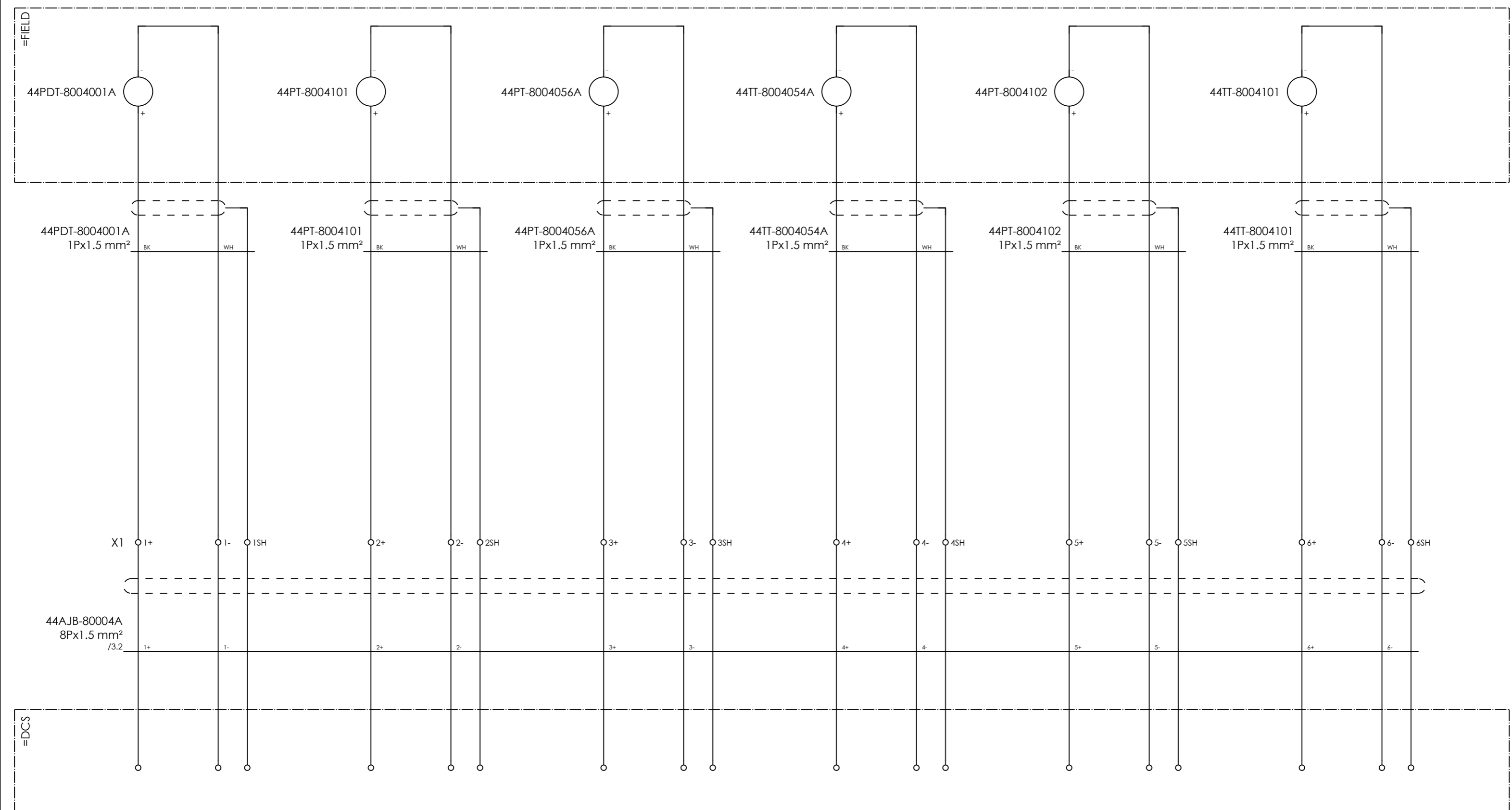
44AJB-80004A ANALOG JUNCTION BOX

TERMINAL STRIP DEFINITION

X1 = CONNECTION TRANSMITTERS



CLIENT DWG NO.	3944-VD-0171-DYP-RE-400-DIA-0002	SUBJECT	TERMINAL STRIP DEFINITION	DRAWN BY	RTR	= 44C-80004A
EQUIPMENT NO.	Various	ADAPTED TO P&ID REVISION	00	CHECKED BY	RBE	+ 44AJB-80004A
EQUIPMENT LOCATION	Iran, Onshore	CLIENT	Arya Sasol Polymer Company	LAST MODIFICATION DATE	2025-03-17	CURRENT PAGE
THIS DRAWING IS OWNED BY AIRPACK, AND SHALL NOT BE PRINTED OR COPIED IN ANY OTHER WAY THAN WITH AIRPACKS PERMISSION!		CLIENT REF.	ASPC Project	AIRPACK DWG NO.	23383-05	
		AIRPACK REF.	23383-05 Wiring Diagram	REVISION	00	
		TOTAL PAGE AMOUNT	85			



INLET
DIFFERENTIAL
PRESSURE
TRANSMITTER

INLET
PRESSURE
TRANSMITTER

OIL
TEMPERATURE
TRANSMITTER

OIL
PRESSURE
TRANSMITTER

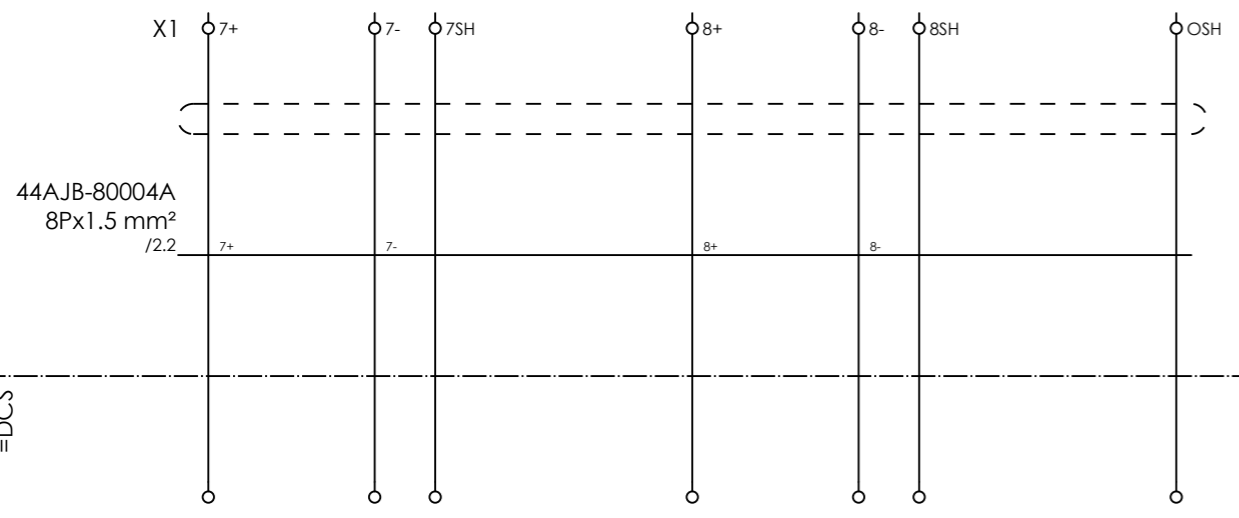
DISCHARGE
PRESSURE
TRANSMITTER

DISCHARGE
TEMPERATURE
TRANSMITTER



CLIENT DWG NO.	3944-VD-0171-DYP-RE-400-DIA-0002	SUBJECT TRANSMITTERS		DRAWN BY	RTR	= 44C-80004A
EQUIPMENT NO.	Various			CHECKED BY	RBE	+ 44AJB-80004A
EQUIPMENT LOCATION	Iran, Onshore	ADAPTED TO P&ID REVISION	00	LAST MODIFICATION DATE	2025-03-17	CURRENT PAGE
THIS DRAWING IS OWNED BY AIRPACK, AND SHALL NOT BE PRINTED OR COPIED IN ANY OTHER WAY THAN WITH AIRPACKS PERMISSION!		CLIENT	Arya Sasol Polymer Company	AIRPACK DWG NO.	23383-05	
		CLIENT REF.	ASPC Project	REVISION	00	
		AIRPACK REF.	23383-05 Wiring Diagram	TOTAL PAGE AMOUNT	86	

=FIELD



=DCS



SPARE

SPARE



CLIENT DWG NO.	3944-VD-0171-DYP-RE-400-DIA-0002
EQUIPMENT NO.	Various
EQUIPMENT LOCATION	Iran, Onshore
THIS DRAWING IS OWNED BY AIRPACK, AND SHALL NOT BE PRINTED OR COPIED IN ANY OTHER WAY THAN WITH AIRPACKS PERMISSION!	

SUBJECT TRANSMITTERS	
ADAPTED TO P&ID REVISION	00
CLIENT	Arya Sasol Polymer Company
CLIENT REF.	ASPC Project
AIRPACK REF.	23383-05 Wiring Diagram

DRAWN BY	RTR
CHECKED BY	RBE
LAST MODIFICATION DATE	2025-03-17
AIRPACK DWG NO.	23383-05
REVISION	00
TOTAL PAGE AMOUNT	87

= 44C-80004A
+ 44AJB-80004A
CURRENT PAGE

44LPS-80004B

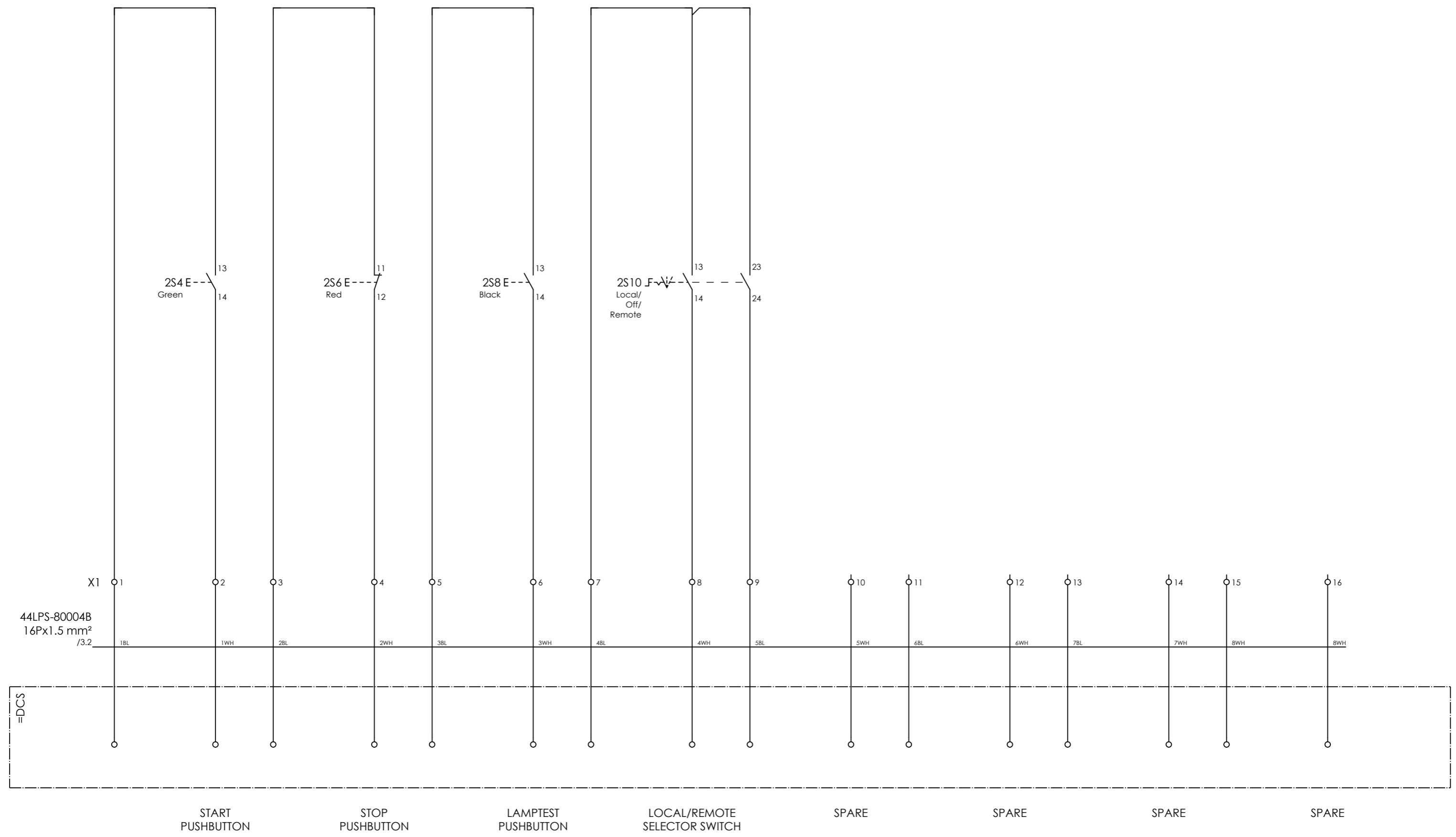
LOCAL PUSHBUTTON STATION


TERMINAL STRIP DEFINITION

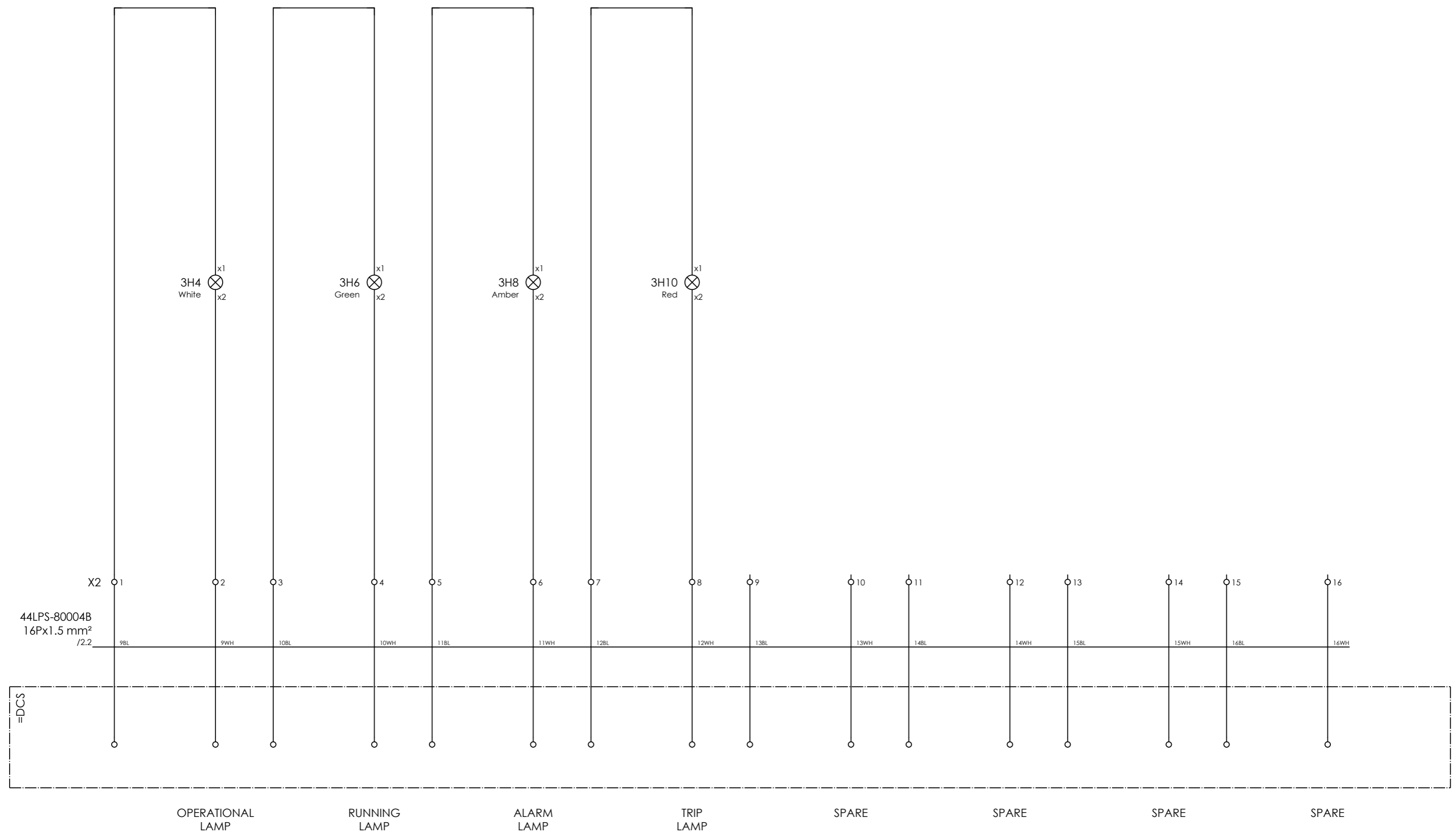
- X1 = CONNECTION PUSHBUTTONS
- X2 = CONNECTION LAMPS
- X9 = CONNECTION ESD PUSHBUTTON



CLIENT DWG NO.	3944-VD-0171-DYP-RE-400-DIA-0002	SUBJECT	TERMINAL STRIP DEFINITION	DRAWN BY	RTR	= 44C-80004B
EQUIPMENT NO.	Various	ADAPTED TO P&ID REVISION	00	CHECKED BY	RBE	+ 44LPS-80004B
EQUIPMENT LOCATION	Iran, Onshore	CLIENT	Arya Sasol Polymer Company	LAST MODIFICATION DATE	2025-03-17	CURRENT PAGE
THIS DRAWING IS OWNED BY AIRPACK, AND SHALL NOT BE PRINTED OR COPIED IN ANY OTHER WAY THAN WITH AIRPACKS PERMISSION!		CLIENT REF.	ASPC Project	AIRPACK DWG NO.	23383-05	
		AIRPACK REF.	23383-05 Wiring Diagram	REVISION	00	
		TOTAL PAGE AMOUNT	90			

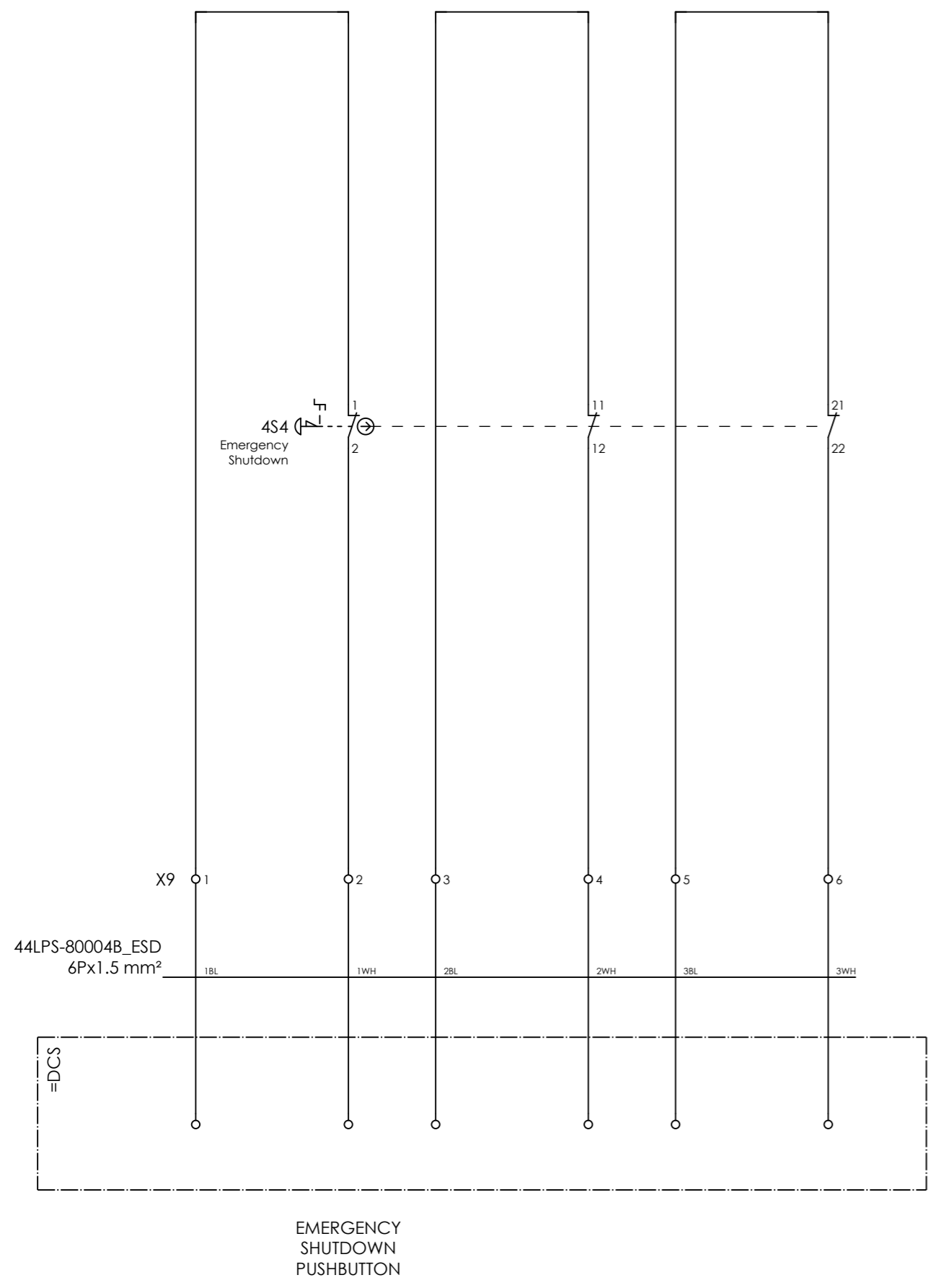


	CLIENT DWG NO.	3944-VD-0171-DYP-RE-400-DIA-0002	SUBJECT		DRAWN BY	RTR	= 44C-80004B	
	EQUIPMENT NO.	Various	PUSHBUTTONS		CHECKED BY	RBE	+ 44LPS-80004B	
	EQUIPMENT LOCATION	Iran, Onshore	ADAPTED TO P&ID REVISION	00	LAST MODIFICATION DATE	2025-03-17	CURRENT PAGE	
	THIS DRAWING IS OWNED BY AIRPACK, AND SHALL NOT BE PRINTED OR COPIED IN ANY OTHER WAY THAN WITH AIRPACKS PERMISSION!		CLIENT	Arya Sasol Polymer Company		AIRPACK DWG NO.	23383-05	
			CLIENT REF.	ASPC Project		REVISION	00	
		AIRPACK REF.	23383-05 Wiring Diagram		TOTAL PAGE AMOUNT	91		



CLIENT DWG NO.	3944-VD-0171-DYP-RE-400-DIA-0002	SUBJECT LAMPS	
EQUIPMENT NO.	Various	ADAPTED TO P&ID REVISION	00
EQUIPMENT LOCATION	Iran, Onshore	CLIENT	Arya Sasol Polymer Company
THIS DRAWING IS OWNED BY AIRPACK, AND SHALL NOT BE PRINTED OR COPIED IN ANY OTHER WAY THAN WITH AIRPACKS PERMISSION!		CLIENT REF.	ASPC Project
		AIRPACK REF.	23383-05 Wiring Diagram

DRAWN BY	RTR	= 44C-80004B
CHECKED BY	RBE	+ 44LPS-80004B
LAST MODIFICATION DATE	2025-03-17	CURRENT PAGE
AIRPACK DWG NO.	23383-05	
REVISION	00	
TOTAL PAGE AMOUNT	92	



EMERGENCY SHUTDOWN PUSHBUTTON



CLIENT DWG NO.	3944-VD-0171-DYP-RE-400-DIA-0002
EQUIPMENT NO.	Various
EQUIPMENT LOCATION	Iran, Onshore
THIS DRAWING IS OWNED BY AIRPACK, AND SHALL NOT BE PRINTED OR COPIED IN ANY OTHER WAY THAN WITH AIRPACKS PERMISSION!	

SUBJECT ESD	
ADAPTED TO P&ID REVISION	00
CLIENT	Arya Sasol Polymer Company
CLIENT REF.	ASPC Project
AIRPACK REF.	23383-05 Wiring Diagram

DRAWN BY	RTR
CHECKED BY	RBE
LAST MODIFICATION DATE	2025-03-17
AIRPACK DWG NO.	23383-05
REVISION	00
TOTAL PAGE AMOUNT	93

= 44C-80004B
+ 44LPS-80004B
CURRENT PAGE

Terminal diagram

Cable name		Strip =44C-80004B+44LPS-80004B-X1 CONNECTION PUSHBUTTONS																Cable name				
Terminal	Connection point	Terminal	Connection point	Jumper	Target designation	Terminal	Connection point	Terminal	Connection point	Terminal	Connection point	Terminal	Connection point	Terminal	Connection point	Terminal	Connection point	Terminal	Connection point	Terminal	Connection point	
1		1	13	.	-2S4	2																
2		2	14	.	-2S4	3																
3		3	11	.	-2S6	4																
4		4	12	.	-2S6	5																
5		5	13	.	-2S8	6																
6		6	14	.	-2S8	7																
7		7	13	.	-2S10	8																
8		8	14	.	-2S10	9																
9		9	24	.	-2S10	10																
10		10		.		11																
11		11		.		12																
12		12		.		13																
13		13		.		14																
14		14		.		15																
15		15		.		16																
16		16		.																		



CLIENT DWG NO. 3944-VD-0171-DYP-RE-400-DIA-0002
 EQUIPMENT NO. Various
 EQUIPMENT LOCATION Iran, Onshore
 THIS DRAWING IS OWNED BY AIRPACK, AND SHALL NOT BE PRINTED OR COPIED IN ANY OTHER WAY THAN WITH AIRPACKS PERMISSION!

SUBJECT Terminal diagram =44C-80004B+44LPS-80004B-X1
 ADAPTED TO P&ID REVISION 00
 CLIENT Arya Sasol Polymer Company
 CLIENT REF. ASPC Project
 AIRPACK REF. 23383-05 Wiring Diagram


DRAWN BY RTR
 CHECKED BY RBE
 LAST MODIFICATION DATE 2025-03-17
 AIRPACK DWG NO. 23383-05
 REVISION 00
 TOTAL PAGE AMOUNT 94

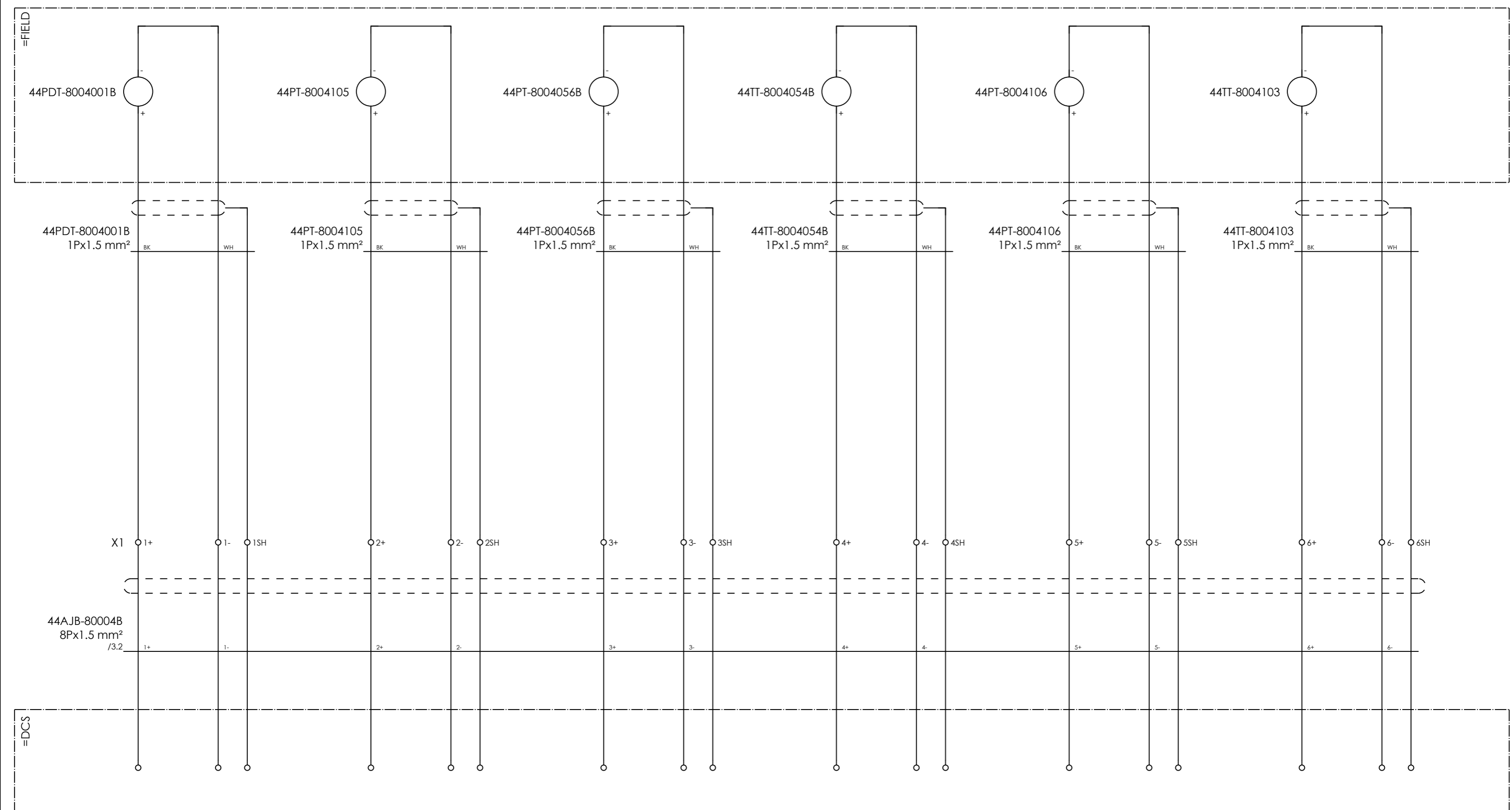
= 44C-80004B
 + 44LPS-80004B
 CURRENT PAGE

44AJB-80004B ANALOG JUNCTION BOX


TERMINAL STRIP DEFINITION

X1 = CONNECTION TRANSMITTERS

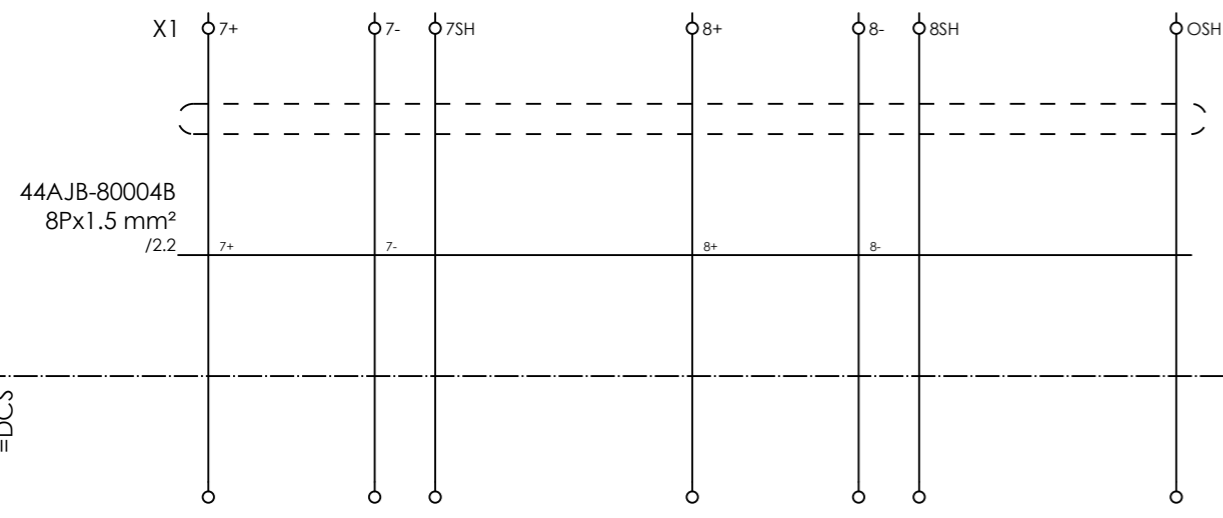
	CLIENT DWG NO.	3944-VD-0171-DYP-RE-400-DIA-0002	SUBJECT		DRAWN BY	RTR	= 44C-80004B	
	EQUIPMENT NO.	Various	TERMINAL STRIP DEFINITION		CHECKED BY	RBE	+ 44AJB-80004B	
	EQUIPMENT LOCATION	Iran, Onshore	ADAPTED TO P&ID REVISION	00	LAST MODIFICATION DATE	2025-03-17	CURRENT PAGE	
	THIS DRAWING IS OWNED BY AIRPACK, AND SHALL NOT BE PRINTED OR COPIED IN ANY OTHER WAY THAN WITH AIRPACKS PERMISSION!		CLIENT	Arya Sasol Polymer Company		AIRPACK DWG NO.	23383-05	
			CLIENT REF.	ASPC Project		REVISION	00	
AIRPACK REF.	23383-05 Wiring Diagram		TOTAL PAGE AMOUNT	97				



INLET DIFFERENTIAL PRESSURE TRANSMITTER INLET PRESSURE TRANSMITTER OIL TEMPERATURE TRANSMITTER OIL PRESSURE TRANSMITTER DISCHARGE PRESSURE TRANSMITTER DISCHARGE TEMPERATURE TRANSMITTER

	CLIENT DWG NO.	3944-VD-0171-DYP-RE-400-DIA-0002	SUBJECT		DRAWN BY	RTR	= 44C-80004B	
	EQUIPMENT NO.	Various	TRANSMITTERS		CHECKED BY	RBE	+ 44AJB-80004B	
	EQUIPMENT LOCATION	Iran, Onshore	ADAPTED TO P&ID REVISION	00	LAST MODIFICATION DATE	2025-03-17	CURRENT PAGE	
	THIS DRAWING IS OWNED BY AIRPACK, AND SHALL NOT BE PRINTED OR COPIED IN ANY OTHER WAY THAN WITH AIRPACKS PERMISSION!		CLIENT	Arya Sasol Polymer Company		AIRPACK DWG NO.	23383-05	
	CLIENT REF.	ASPC Project		REVISION	00			
AIRPACK REF.	23383-05 Wiring Diagram		TOTAL PAGE AMOUNT	98				

=FIELD



=DCS



SPARE

SPARE



CLIENT DWG NO.	3944-VD-0171-DYP-RE-400-DIA-0002
EQUIPMENT NO.	Various
EQUIPMENT LOCATION	Iran, Onshore
THIS DRAWING IS OWNED BY AIRPACK, AND SHALL NOT BE PRINTED OR COPIED IN ANY OTHER WAY THAN WITH AIRPACKS PERMISSION!	

SUBJECT TRANSMITTERS	
ADAPTED TO P&ID REVISION	00
CLIENT	Arya Sasol Polymer Company
CLIENT REF.	ASPC Project
AIRPACK REF.	23383-05 Wiring Diagram

DRAWN BY	RTR	= 44C-80004B
CHECKED BY	RBE	+ 44AJB-80004B
LAST MODIFICATION DATE	2025-03-17	CURRENT PAGE
AIRPACK DWG NO.	23383-05	
REVISION	00	
TOTAL PAGE AMOUNT	99	

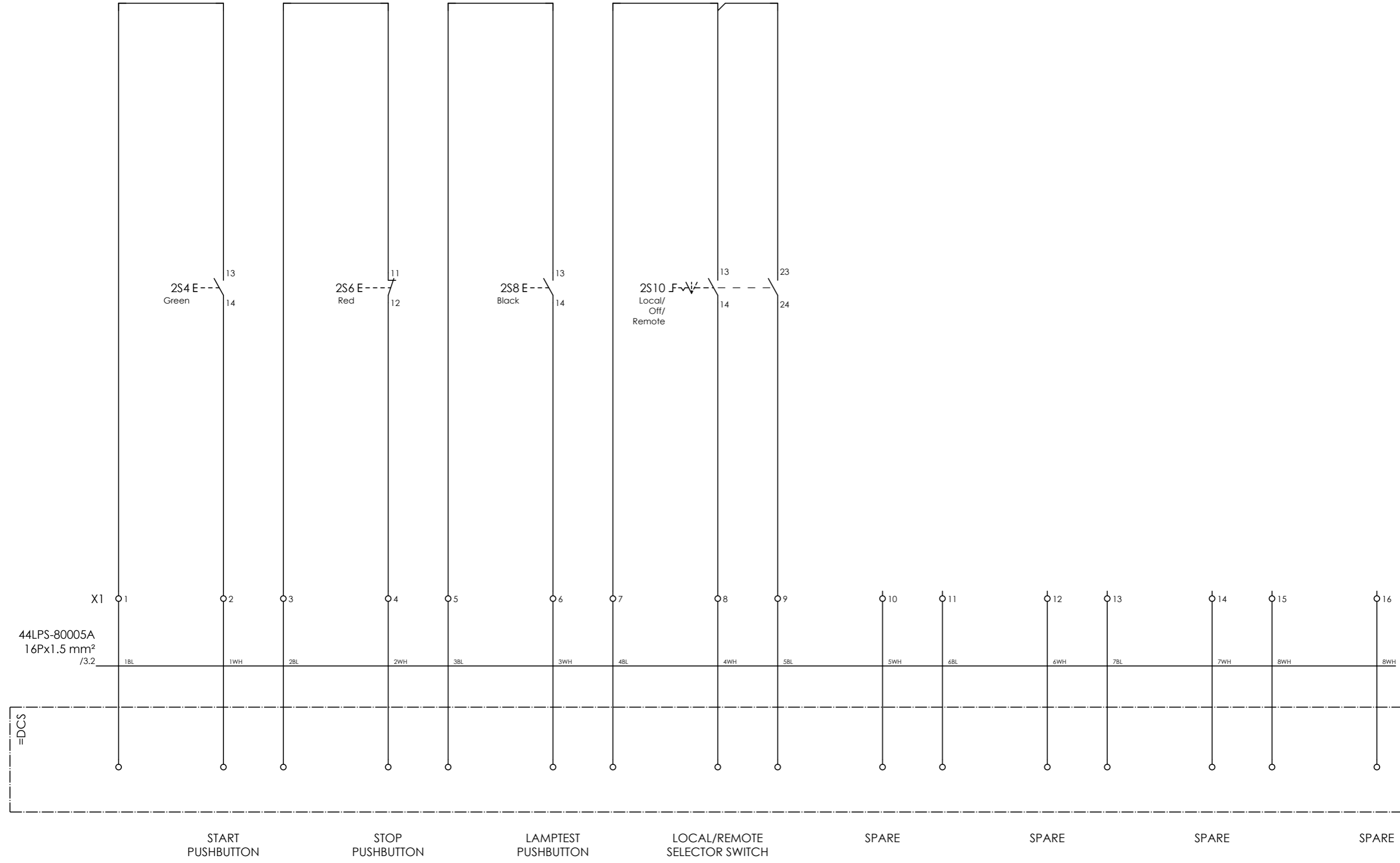
44LPS-80005A LOCAL PUSHBUTTON STATION

TERMINAL STRIP DEFINITION

- X1 = CONNECTION PUSHBUTTONS
- X2 = CONNECTION LAMPS
- X9 = CONNECTION ESD PUSHBUTTON



CLIENT DWG NO.	3944-VD-0171-DYP-RE-400-DIA-0002	SUBJECT	TERMINAL STRIP DEFINITION	DRAWN BY	RTR	= 44C-80005A
EQUIPMENT NO.	Various	ADAPTED TO P&ID REVISION	00	CHECKED BY	RBE	+ 44LPS-80005A
EQUIPMENT LOCATION	Iran, Onshore	CLIENT	Arya Sasol Polymer Company	LAST MODIFICATION DATE	2025-03-17	CURRENT PAGE
THIS DRAWING IS OWNED BY AIRPACK, AND SHALL NOT BE PRINTED OR COPIED IN ANY OTHER WAY THAN WITH AIRPACKS PERMISSION!		CLIENT REF.	ASPC Project	AIRPACK DWG NO.	23383-05	
		AIRPACK REF.	23383-05 Wiring Diagram	REVISION	00	
		TOTAL PAGE AMOUNT	102			

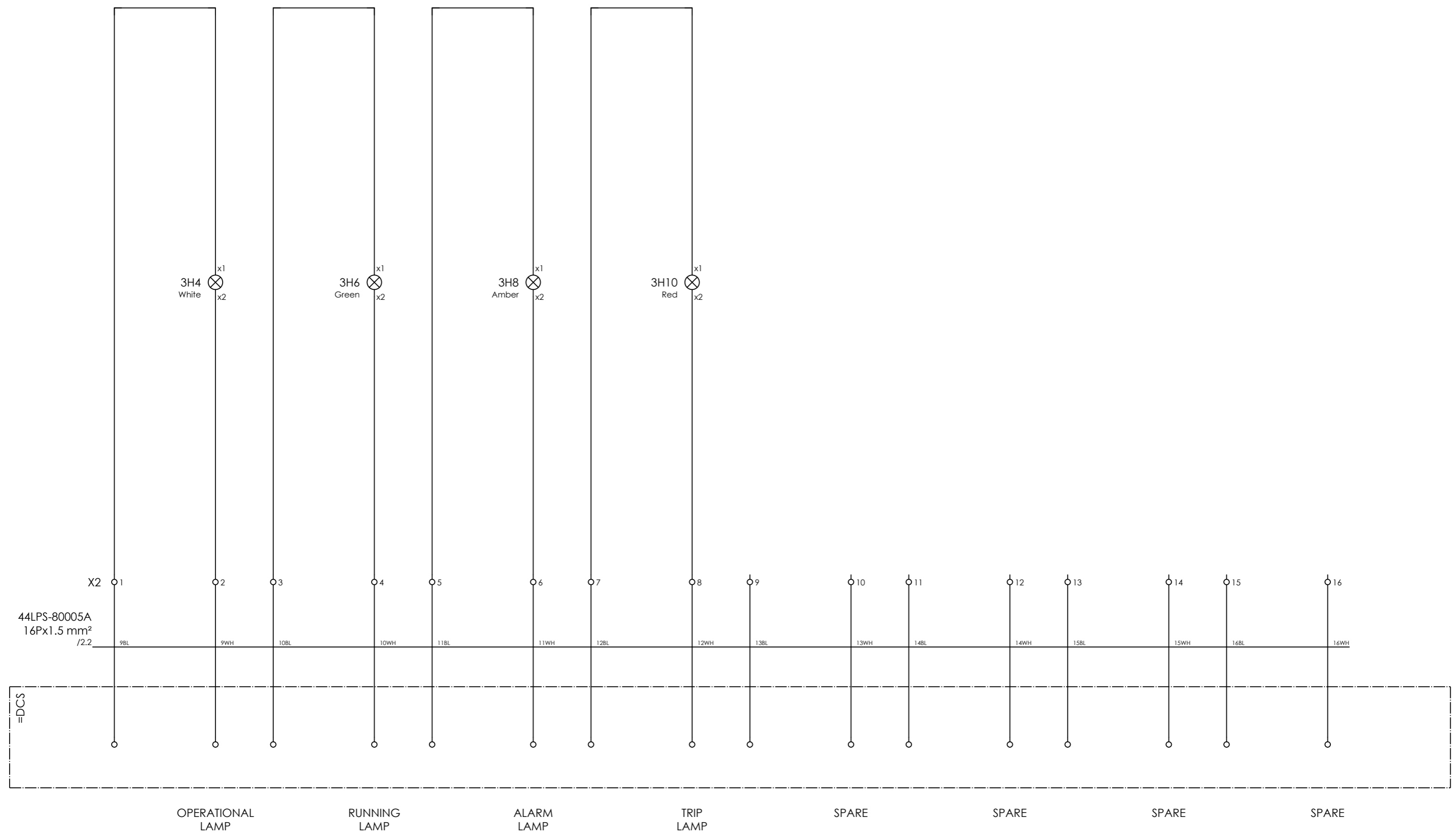


CLIENT DWG NO.	3944-VD-0171-DYP-RE-400-DIA-0002
EQUIPMENT NO.	Various
EQUIPMENT LOCATION	Iran, Onshore

SUBJECT PUSHBUTTONS	
ADAPTED TO P&ID REVISION	00

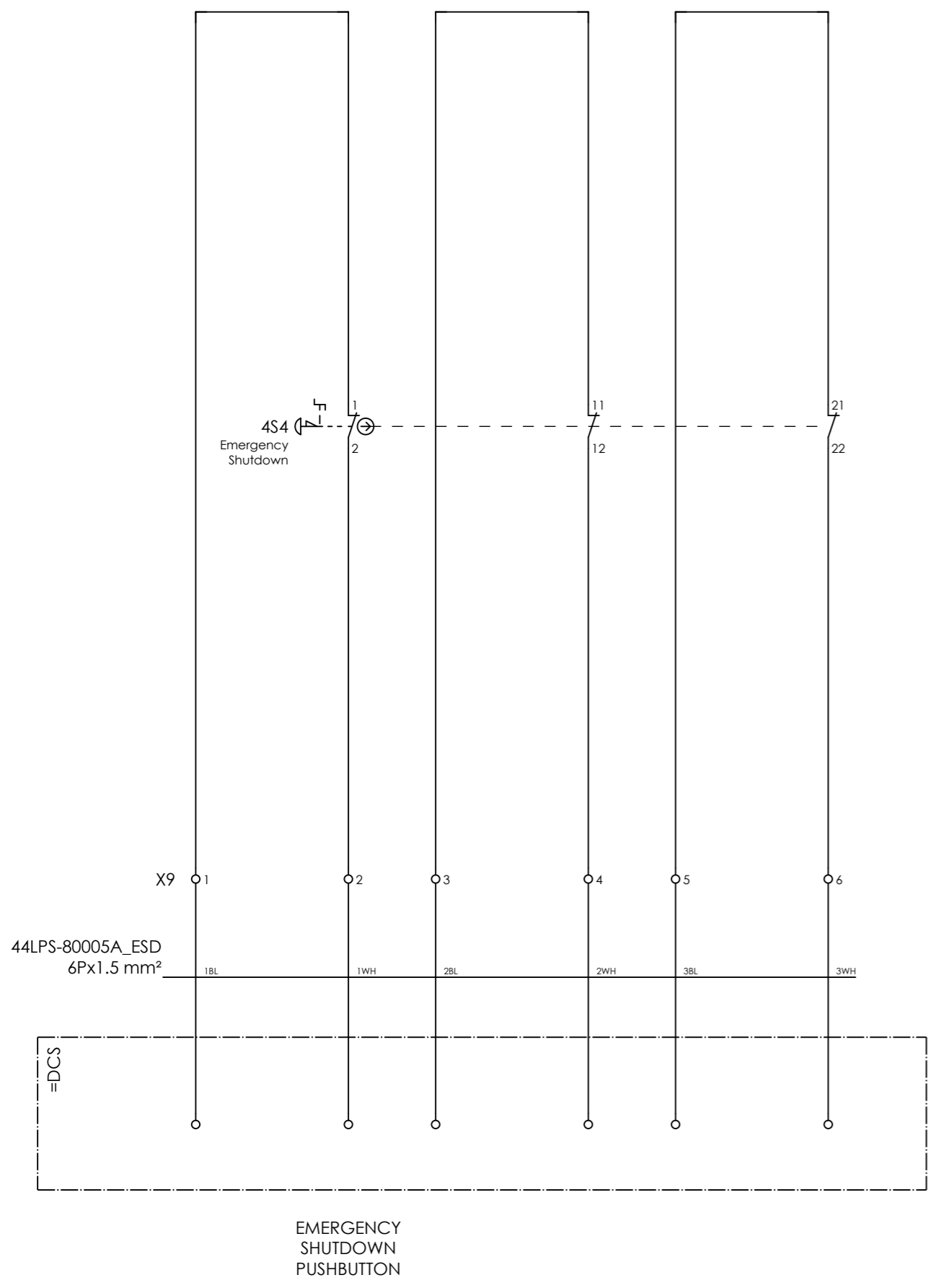
CLIENT	Arya Sasol Polymer Company
CLIENT REF.	ASPC Project
AIRPACK REF.	23383-05 Wiring Diagram

DRAWN BY	RTR	= 44C-80005A
CHECKED BY	RBE	+ 44LPS-80005A
LAST MODIFICATION DATE	2025-03-17	CURRENT PAGE
AIRPACK DWG NO.	23383-05	
REVISION	00	
TOTAL PAGE AMOUNT	103	



CLIENT DWG NO.	3944-VD-0171-DYP-RE-400-DIA-0002	SUBJECT LAMPS	
EQUIPMENT NO.	Various	ADAPTED TO P&ID REVISION	00
EQUIPMENT LOCATION	Iran, Onshore	CLIENT	Arya Sasol Polymer Company
THIS DRAWING IS OWNED BY AIRPACK, AND SHALL NOT BE PRINTED OR COPIED IN ANY OTHER WAY THAN WITH AIRPACKS PERMISSION!		CLIENT REF.	ASPC Project
		AIRPACK REF.	23383-05 Wiring Diagram

DRAWN BY	RTR	= 44C-80005A
CHECKED BY	RBE	+ 44LPS-80005A
LAST MODIFICATION DATE	2025-03-17	CURRENT PAGE
AIRPACK DWG NO.	23383-05	
REVISION	00	
TOTAL PAGE AMOUNT	104	



CLIENT DWG NO.	3944-VD-0171-DYP-RE-400-DIA-0002
EQUIPMENT NO.	Various
EQUIPMENT LOCATION	Iran, Onshore

THIS DRAWING IS OWNED BY AIRPACK, AND SHALL NOT BE PRINTED OR COPIED IN ANY OTHER WAY THAN WITH AIRPACKS PERMISSION!

SUBJECT ESD	
ADAPTED TO P&ID REVISION	00

CLIENT	Arya Sasol Polymer Company
CLIENT REF.	ASPC Project
AIRPACK REF.	23383-05 Wiring Diagram

DRAWN BY	RTR	= 44C-80005A
CHECKED BY	RBE	+ 44LPS-80005A
LAST MODIFICATION DATE	2025-03-17	CURRENT PAGE
AIRPACK DWG NO.	23383-05	
REVISION	00	
TOTAL PAGE AMOUNT	105	

Terminal diagram

Cable name		Strip =44C-80005A+44LPS-80005A-X1 CONNECTION PUSHBUTTONS										Cable name										
Terminal	Connection point	Terminal	Connection point	Jumper	Target designation	Terminal	Connection point	Terminal	Connection point	Terminal	Connection point	Terminal	Connection point	Terminal	Connection point	Terminal	Connection point	Terminal	Connection point	Terminal	Connection point	
1		1		.	-2S4	1																
2		2		.	-2S4	2																
3		3		.	-2S6	3																
4		4		.	-2S6	4																
5		5		.	-2S8	5																
6		6		.	-2S8	6																
7		7		.	-2S10	7																
8		8		.	-2S10	8																
9		9		.	-2S10	9																
10		10		.		10																
11		11		.		11																
12		12		.		12																
13		13		.		13																
14		14		.		14																
15		15		.		15																
16		16		.		16																



CLIENT DWG NO. 3944-VD-0171-DYP-RE-400-DIA-0002
 EQUIPMENT NO. Various
 EQUIPMENT LOCATION Iran, Onshore
 THIS DRAWING IS OWNED BY AIRPACK, AND SHALL NOT BE PRINTED OR COPIED IN ANY OTHER WAY THAN WITH AIRPACKS PERMISSION!

SUBJECT Terminal diagram =44C-80005A+44LPS-80005A-X1
 ADAPTED TO P&ID REVISION 00
 CLIENT Arya Sasol Polymer Company
 CLIENT REF. ASPC Project
 AIRPACK REF. 23383-05 Wiring Diagram

DRAWN BY RTR
 CHECKED BY RBE
 LAST MODIFICATION DATE 2025-03-17
 AIRPACK DWG NO. 23383-05
 REVISION 00
 TOTAL PAGE AMOUNT 106

= 44C-80005A
 + 44LPS-80005A
 CURRENT PAGE

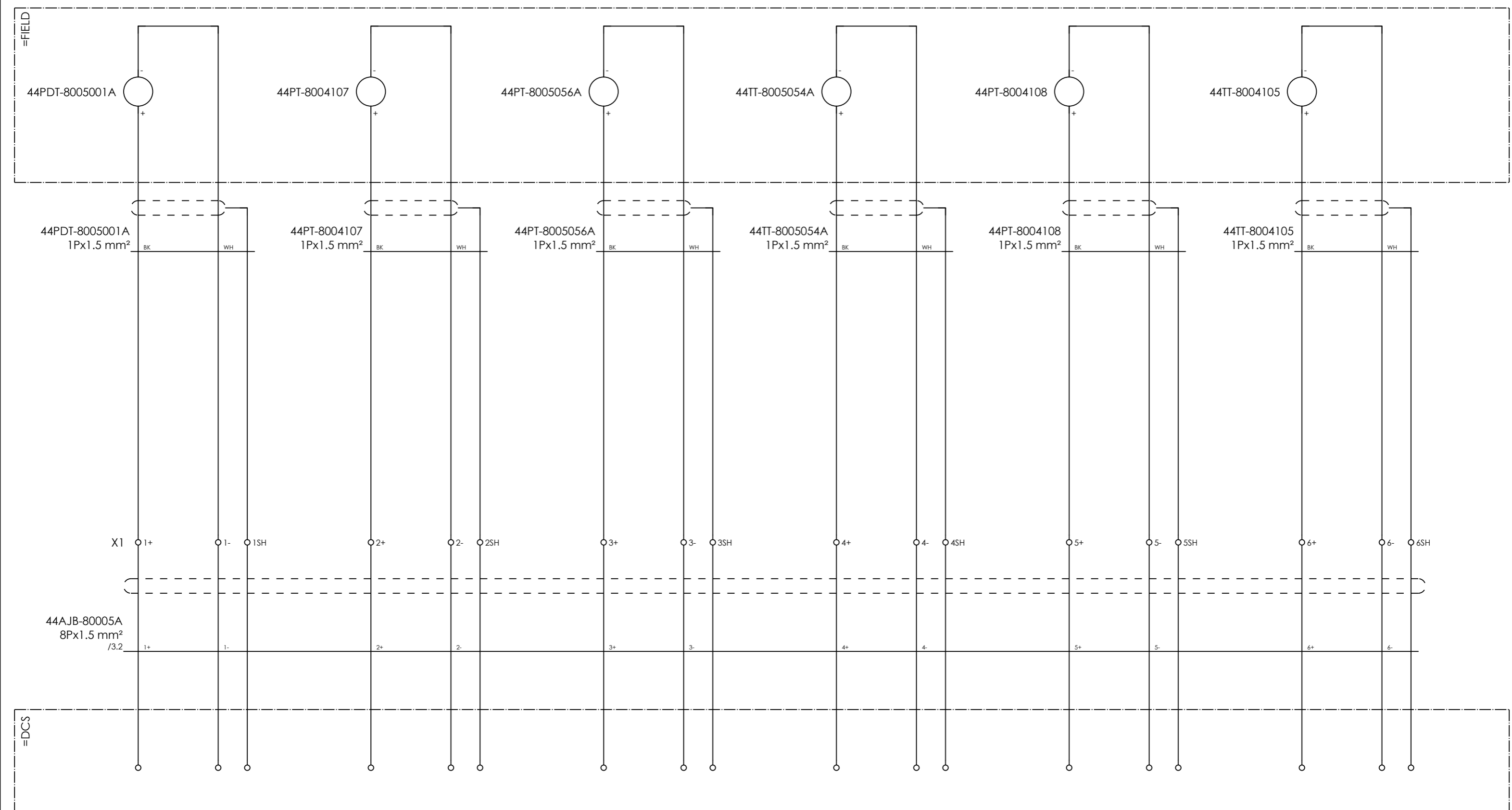
44AJB-80005A ANALOG JUNCTION BOX

TERMINAL STRIP DEFINITION


X1 = CONNECTION TRANSMITTERS



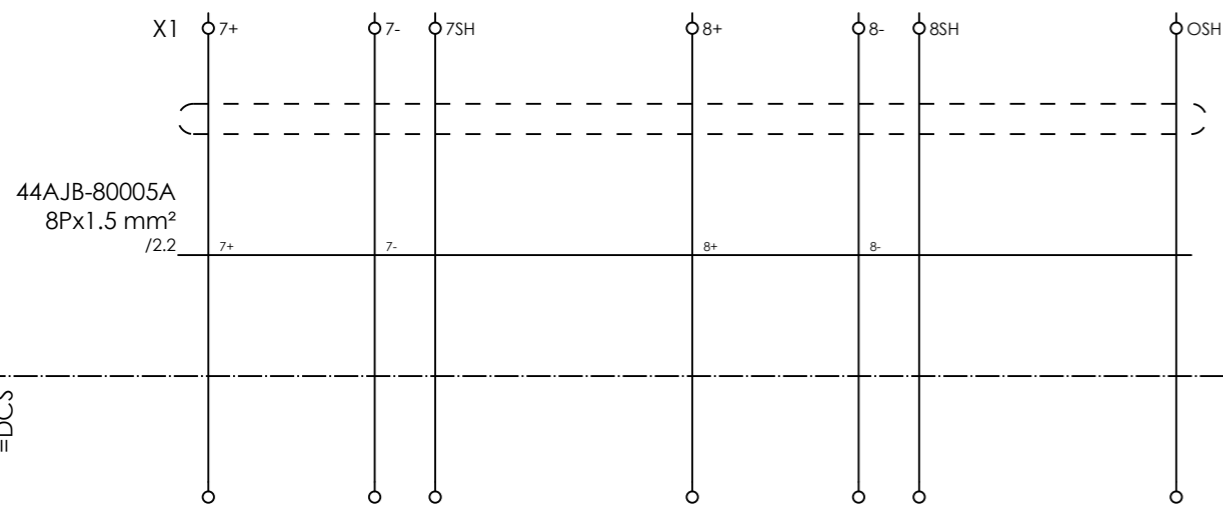
CLIENT DWG NO.	3944-VD-0171-DYP-RE-400-DIA-0002	SUBJECT		DRAWN BY	RTR	= 44C-80005A
EQUIPMENT NO.	Various	TERMINAL STRIP DEFINITION		CHECKED BY	RBE	+ 44AJB-80005A
EQUIPMENT LOCATION	Iran, Onshore	ADAPTED TO P&ID REVISION	00	LAST MODIFICATION DATE	2025-03-17	CURRENT PAGE
THIS DRAWING IS OWNED BY AIRPACK, AND SHALL NOT BE PRINTED OR COPIED IN ANY OTHER WAY THAN WITH AIRPACKS PERMISSION!		CLIENT	Arya Sasol Polymer Company	AIRPACK DWG NO.	23383-05	
		CLIENT REF.	ASPC Project	REVISION	00	
		AIRPACK REF.	23383-05 Wiring Diagram	TOTAL PAGE AMOUNT	109	



INLET DIFFERENTIAL PRESSURE TRANSMITTER INLET PRESSURE TRANSMITTER OIL TEMPERATURE TRANSMITTER OIL PRESSURE TRANSMITTER DISCHARGE PRESSURE TRANSMITTER DISCHARGE TEMPERATURE TRANSMITTER

	CLIENT DWG NO.	3944-VD-0171-DYP-RE-400-DIA-0002	SUBJECT		DRAWN BY	RTR	= 44C-80005A	
	EQUIPMENT NO.	Various	TRANSMITTERS		CHECKED BY	RBE	+ 44AJB-80005A	
	EQUIPMENT LOCATION	Iran, Onshore	ADAPTED TO P&ID REVISION	00	LAST MODIFICATION DATE	2025-03-17	CURRENT PAGE	
	THIS DRAWING IS OWNED BY AIRPACK, AND SHALL NOT BE PRINTED OR COPIED IN ANY OTHER WAY THAN WITH AIRPACKS PERMISSION!		CLIENT	Arya Sasol Polymer Company		AIRPACK DWG NO.	23383-05	
	CLIENT REF.	ASPC Project		REVISION	00			
AIRPACK REF.	23383-05 Wiring Diagram		TOTAL PAGE AMOUNT	110				

=FIELD



=DCS



SPARE

SPARE



CLIENT DWG NO.	3944-VD-0171-DYP-RE-400-DIA-0002
EQUIPMENT NO.	Various
EQUIPMENT LOCATION	Iran, Onshore

THIS DRAWING IS OWNED BY AIRPACK, AND SHALL NOT BE PRINTED OR COPIED IN ANY OTHER WAY THAN WITH AIRPACKS PERMISSION!

SUBJECT TRANSMITTERS	
ADAPTED TO P&ID REVISION	00

CLIENT	Arya Sasol Polymer Company
CLIENT REF.	ASPC Project
AIRPACK REF.	23383-05 Wiring Diagram

DRAWN BY	RTR
CHECKED BY	RBE
LAST MODIFICATION DATE	2025-03-17

AIRPACK DWG NO.	23383-05
REVISION	00
TOTAL PAGE AMOUNT	111

= 44C-80005A
+ 44AJB-80005A
CURRENT PAGE

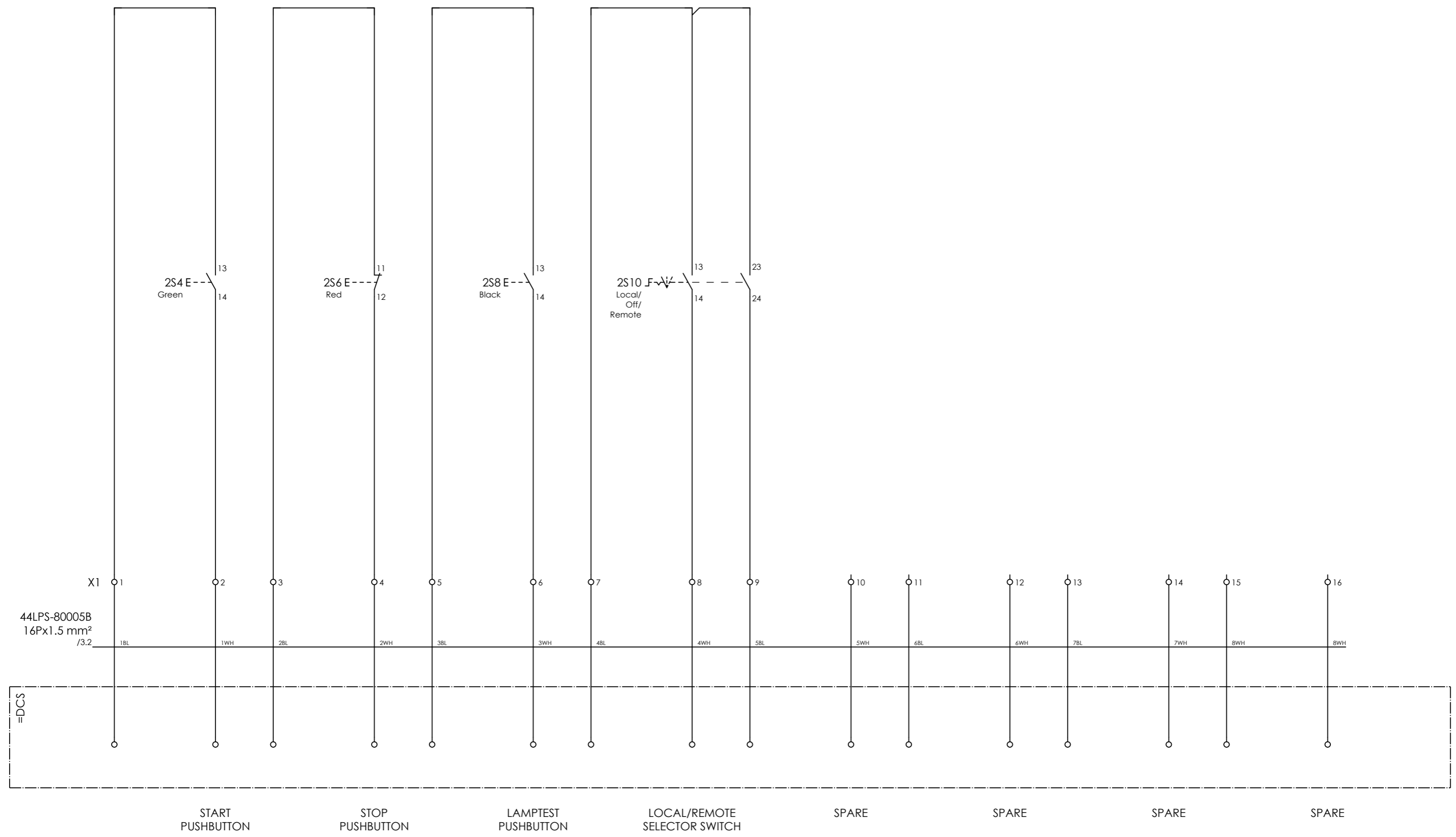
44LPS-80005B LOCAL PUSHBUTTON STATION

TERMINAL STRIP DEFINITION

- X1 = CONNECTION PUSHBUTTONS
- X2 = CONNECTION LAMPS
- X9 = CONNECTION ESD PUSHBUTTON

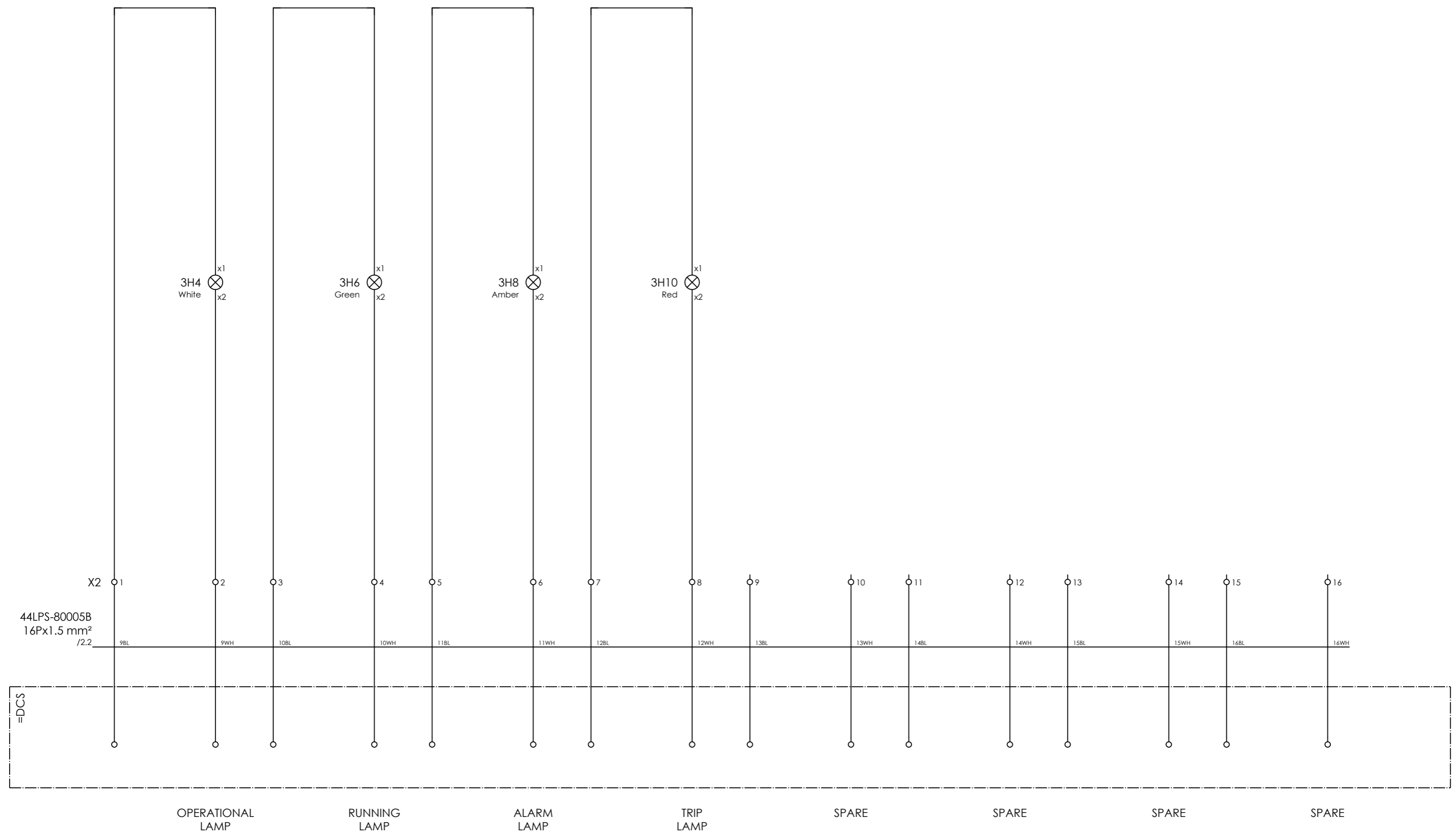


<small>THIS DRAWING IS OWNED BY AIRPACK, AND SHALL NOT BE PRINTED OR COPIED IN ANY OTHER WAY THAN WITH AIRPACKS PERMISSION!</small>	CLIENT DWG NO.	3944-VD-0171-DYP-RE-400-DIA-0002	SUBJECT		DRAWN BY	RTR	= 44C-80005B
	EQUIPMENT NO.	Various	TERMINAL STRIP DEFINITION		CHECKED BY	RBE	+ 44LPS-80005B
	EQUIPMENT LOCATION	Iran, Onshore	ADAPTED TO P&ID REVISION	00	LAST MODIFICATION DATE	2025-03-17	CURRENT PAGE
	CLIENT	Arya Sasol Polymer Company	CLIENT REF.	ASPC Project	AIRPACK DWG NO.	23383-05	
	AIRPACK REF.	23383-05 Wiring Diagram	REVISION	00	TOTAL PAGE AMOUNT	114	



CLIENT DWG NO.	3944-VD-0171-DYP-RE-400-DIA-0002	SUBJECT PUSHBUTTONS	
EQUIPMENT NO.	Various	ADAPTED TO P&ID REVISION	00
EQUIPMENT LOCATION	Iran, Onshore	CLIENT	Arya Sasol Polymer Company
THIS DRAWING IS OWNED BY AIRPACK, AND SHALL NOT BE PRINTED OR COPIED IN ANY OTHER WAY THAN WITH AIRPACKS PERMISSION!		CLIENT REF.	ASPC Project
		AIRPACK REF.	23383-05 Wiring Diagram

DRAWN BY	RTR	= 44C-80005B
CHECKED BY	RBE	+ 44LPS-80005B
LAST MODIFICATION DATE	2025-03-17	CURRENT PAGE
AIRPACK DWG NO.	23383-05	
REVISION	00	
TOTAL PAGE AMOUNT	115	



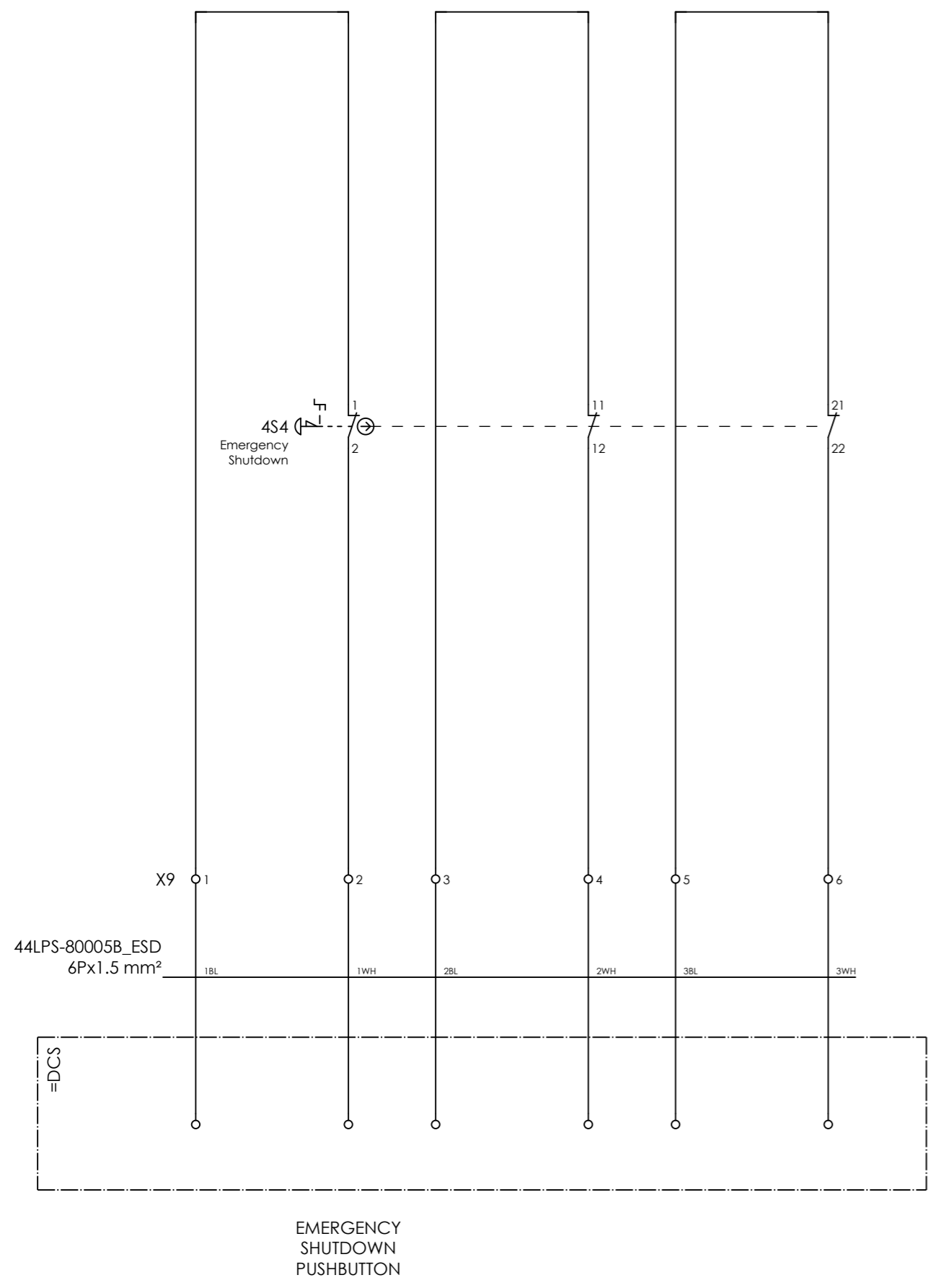
CLIENT DWG NO.	3944-VD-0171-DYP-RE-400-DIA-0002
EQUIPMENT NO.	Various
EQUIPMENT LOCATION	Iran, Onshore

SUBJECT LAMPS	
ADAPTED TO P&ID REVISION	00

CLIENT	Arya Sasol Polymer Company
CLIENT REF.	ASPC Project
AIRPACK REF.	23383-05 Wiring Diagram

DRAWN BY	RTR
CHECKED BY	RBE
LAST MODIFICATION DATE	2025-03-17
AIRPACK DWG NO.	23383-05
REVISION	00
TOTAL PAGE AMOUNT	116

= 44C-80005B
+ 44LPS-80005B
CURRENT PAGE



Terminal diagram

Cable name		Strip =44C-80005B+44LPS-80005B-X1 CONNECTION PUSHBUTTONS										Cable name	
Terminal	Connection point	Terminal	Connection point	Jumper	Target designation	Terminal	Connection point	Terminal	Connection point	Target designation	Terminal	Connection point	
1		1		.	-2S4	13							
2		2		.	-2S4	14							
3		3		.	-2S6	11							
4		4		.	-2S6	12							
5		5		.	-2S8	13							
6		6		.	-2S8	14							
7		7		.	-2S10	13							
8		8		.	-2S10	14							
9		9		.	-2S10	24							
10		10		.									
11		11		.									
12		12		.									
13		13		.									
14		14		.									
15		15		.									
16		16		.									



CLIENT DWG NO. 3944-VD-0171-DYP-RE-400-DIA-0002
 EQUIPMENT NO. Various
 EQUIPMENT LOCATION Iran, Onshore
 THIS DRAWING IS OWNED BY AIRPACK, AND SHALL NOT BE PRINTED OR COPIED IN ANY OTHER WAY THAN WITH AIRPACKS PERMISSION!

SUBJECT Terminal diagram =44C-80005B+44LPS-80005B-X1
 ADAPTED TO P&ID REVISION 00
 CLIENT Arya Sasol Polymer Company
 CLIENT REF. ASPC Project
 AIRPACK REF. 23383-05 Wiring Diagram

DRAWN BY RTR
 CHECKED BY RBE
 LAST MODIFICATION DATE 2025-03-17
 AIRPACK DWG NO. 23383-05
 REVISION 00
 TOTAL PAGE AMOUNT 118

= 44C-80005B
 + 44LPS-80005B
 CURRENT PAGE

Terminal diagram

Cable name		Strip =44C-80005B+44LPS-80005B-X2 CONNECTION LAMPS								Cable name							
Terminal	Connection point	Terminal	Connection point	Terminal	Connection point	Terminal	Connection point	Terminal	Connection point	Terminal	Connection point	Terminal	Connection point	Terminal	Connection point		
1	x1	1	x1	9BL		9		9BL		9		9BL		9			
2	x2	2	x2	9WH		10		9WH		10		9WH		10			
3	x1	3	x1	10BL		11		10BL		11		10BL		11			
4	x2	4	x2	10WH		12		10WH		12		10WH		12			
5	x1	5	x1	11BL		13		11BL		13		11BL		13			
6	x2	6	x2	11WH		14		11WH		14		11WH		14			
7	x1	7	x1	12BL		15		12BL		15		12BL		15			
8	x2	8	x2	12WH		16		12WH		16		12WH		16			
9		9		13BL				13BL				13BL					
10		10		13WH				13WH				13WH					
11		11		14BL				14BL				14BL					
12		12		14WH				14WH				14WH					
13		13		15BL				15BL				15BL					
14		14		15WH				15WH				15WH					
15		15		16BL				16BL				16BL					
16		16		16WH				16WH				16WH					



CLIENT DWG NO. 3944-VD-0171-DYP-RE-400-DIA-0002
 EQUIPMENT NO. Various
 EQUIPMENT LOCATION Iran, Onshore
 THIS DRAWING IS OWNED BY AIRPACK, AND SHALL NOT BE PRINTED OR COPIED IN ANY OTHER WAY THAN WITH AIRPACKS PERMISSION!

SUBJECT Terminal diagram =44C-80005B+44LPS-80005B-X2
 ADAPTED TO P&ID REVISION 00
 CLIENT Arya Sasol Polymer Company
 CLIENT REF. ASPC Project
 AIRPACK REF. 23383-05 Wiring Diagram


DRAWN BY RTR
 CHECKED BY RBE
 LAST MODIFICATION DATE 2025-03-17
 AIRPACK DWG NO. 23383-05
 REVISION 00
 TOTAL PAGE AMOUNT 119

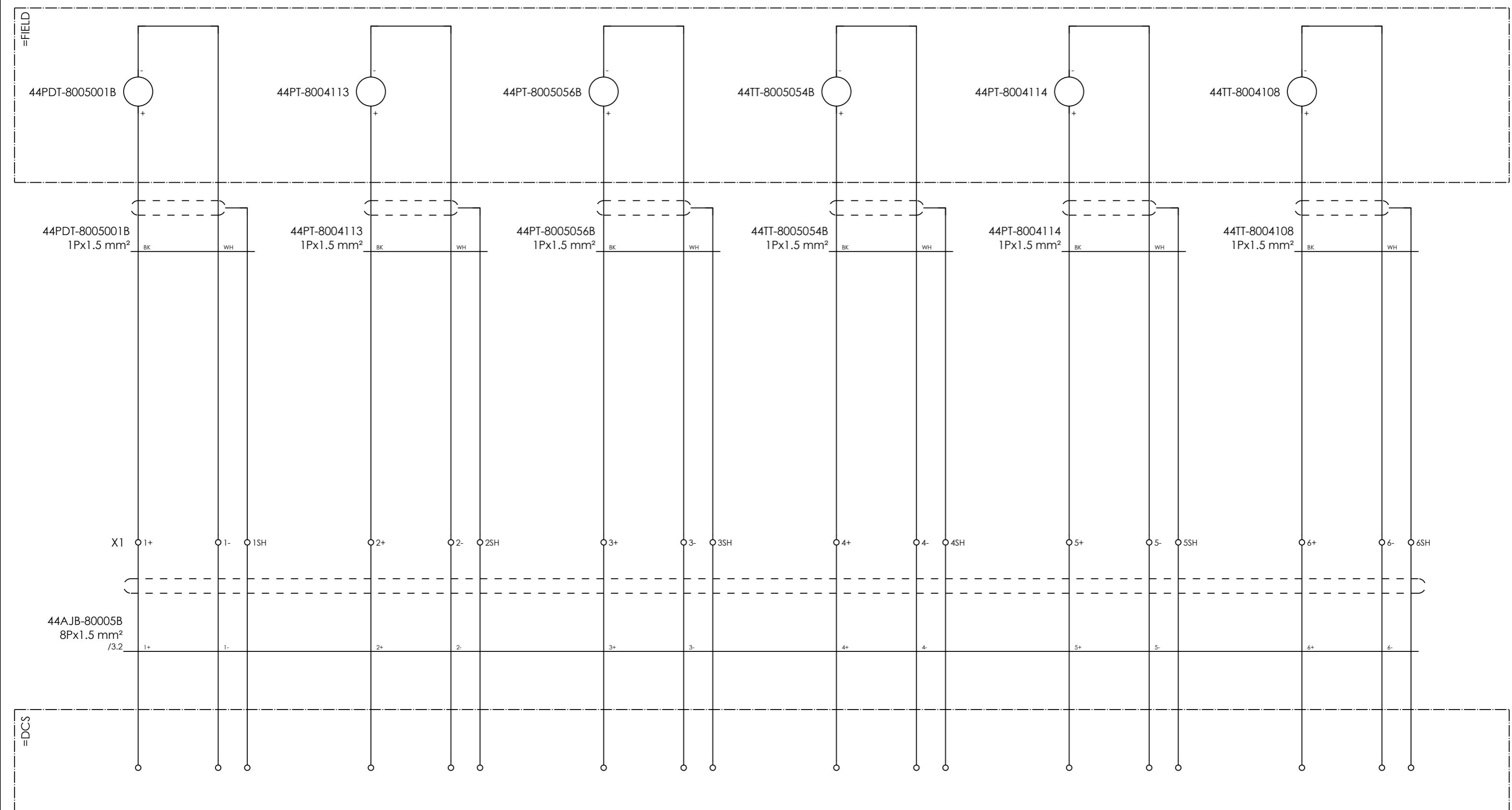
= 44C-80005B
 + 44LPS-80005B
 CURRENT PAGE
 6

44AJB-80005B ANALOG JUNCTION BOX

TERMINAL STRIP DEFINITION

X1 = CONNECTION TRANSMITTERS

	CLIENT DWG NO.	3944-VD-0171-DYP-RE-400-DIA-0002	SUBJECT		DRAWN BY	RTR	= 44C-80005B	
	EQUIPMENT NO.	Various	TERMINAL STRIP DEFINITION		CHECKED BY	RBE	+ 44AJB-80005B	
	EQUIPMENT LOCATION	Iran, Onshore	ADAPTED TO P&ID REVISION	00	LAST MODIFICATION DATE	2025-03-17	CURRENT PAGE	
	THIS DRAWING IS OWNED BY AIRPACK, AND SHALL NOT BE PRINTED OR COPIED IN ANY OTHER WAY THAN WITH AIRPACKS PERMISSION!		CLIENT	Arya Sasol Polymer Company		AIRPACK DWG NO.	23383-05	
			CLIENT REF.	ASPC Project		REVISION	00	
		AIRPACK REF.	23383-05 Wiring Diagram		TOTAL PAGE AMOUNT	121		



INLET
DIFFERENTIAL
PRESSURE
TRANSMITTER

INLET
PRESSURE
TRANSMITTER

OIL
TEMPERATURE
TRANSMITTER

OIL
PRESSURE
TRANSMITTER

DISCHARGE
PRESSURE
TRANSMITTER

DISCHARGE
TEMPERATURE
TRANSMITTER



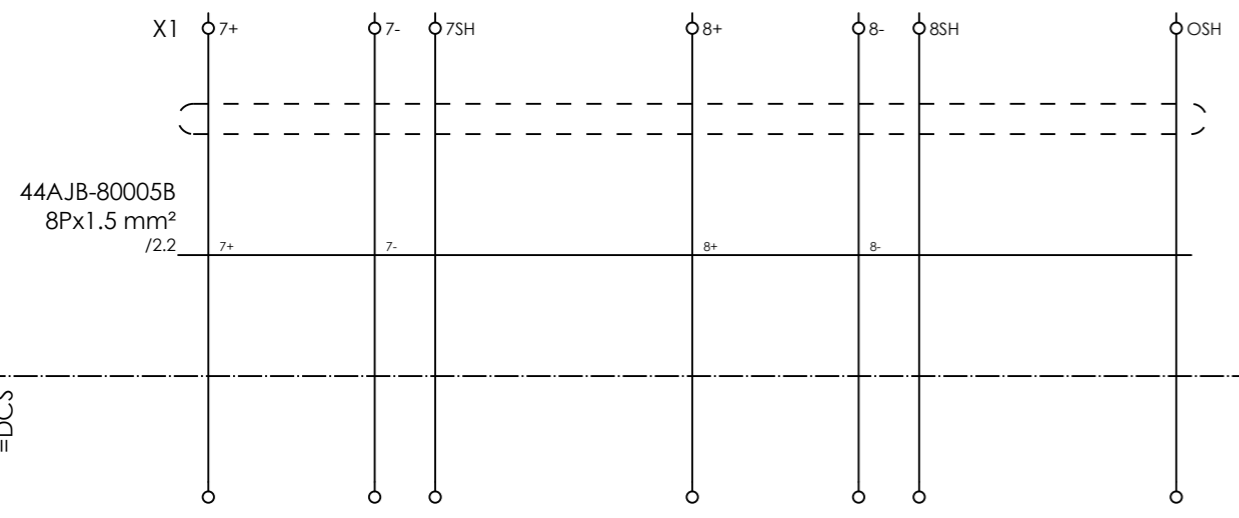
CLIENT DWG NO.	3944-VD-0171-DYP-RE-400-DIA-0002
EQUIPMENT NO.	Various
EQUIPMENT LOCATION	Iran, Onshore

THIS DRAWING IS OWNED BY AIRPACK, AND SHALL NOT BE PRINTED OR COPIED IN ANY OTHER WAY THAN WITH AIRPACKS PERMISSION!

SUBJECT TRANSMITTERS	
ADAPTED TO P&ID REVISION	00
CLIENT	Arya Sasol Polymer Company
CLIENT REF.	ASPC Project
AIRPACK REF.	23383-05 Wiring Diagram

DRAWN BY	RTR	= 44C-80005B
CHECKED BY	RBE	+ 44AJB-80005B
LAST MODIFICATION DATE	2025-03-17	CURRENT PAGE
AIRPACK DWG NO.	23383-05	
REVISION	00	
TOTAL PAGE AMOUNT	122	

=FIELD



=DCS



SPARE

SPARE



CLIENT DWG NO.	3944-VD-0171-DYP-RE-400-DIA-0002
EQUIPMENT NO.	Various
EQUIPMENT LOCATION	Iran, Onshore
THIS DRAWING IS OWNED BY AIRPACK, AND SHALL NOT BE PRINTED OR COPIED IN ANY OTHER WAY THAN WITH AIRPACKS PERMISSION!	

SUBJECT TRANSMITTERS	
ADAPTED TO P&ID REVISION	00
CLIENT	Arya Sasol Polymer Company
CLIENT REF.	ASPC Project
AIRPACK REF.	23383-05 Wiring Diagram

DRAWN BY	RTR	= 44C-80005B
CHECKED BY	RBE	+ 44AJB-80005B
LAST MODIFICATION DATE	2025-03-17	CURRENT PAGE
AIRPACK DWG NO.	23383-05	
REVISION	00	
TOTAL PAGE AMOUNT	123	

Terminal diagram

Cable name		Strip =44C-80005B+44AJB-80005B-X1 CONNECTION TRANSMITTERS									
Terminal	Connection point	Jumper	Target designation	Connection point	Terminal	Jumper	Target designation	Connection point	Terminal	Connection point	
6+		.	=FIELD-44TT-8004108	+	6+	.			6+		
6-		.	=FIELD-44TT-8004108	-	6-	.			6-		
6SH		.			6SH	.			6SH		
7+		.			7+	.			7+		
7-		.			7-	.			7-		
7SH		.			7SH	.			7SH		
8+		.			8+	.			8+		
8-		.			8-	.			8-		
8SH		.			8SH	.			8SH		
OSH		.			OSH	.			OSH		



CLIENT DWG NO.	3944-VD-0171-DYP-RE-400-DIA-0002
EQUIPMENT NO.	Various
EQUIPMENT LOCATION	Iran, Onshore

THIS DRAWING IS OWNED BY AIRPACK, AND SHALL NOT BE PRINTED OR COPIED IN ANY OTHER WAY THAN WITH AIRPACKS PERMISSION!

SUBJECT Terminal diagram =44C-80005B+44AJB-80005B-X1	
ADAPTED TO P&ID REVISION	00
CLIENT	Arya Sasol Polymer Company
CLIENT REF.	ASPC Project
AIRPACK REF.	23383-05 Wiring Diagram

DRAWN BY	RTR
CHECKED BY	RBE
LAST MODIFICATION DATE	2025-03-17
AIRPACK DWG NO.	23383-05
REVISION	00
TOTAL PAGE AMOUNT	125

= 44C-80005B
+ 44AJB-80005B
CURRENT PAGE

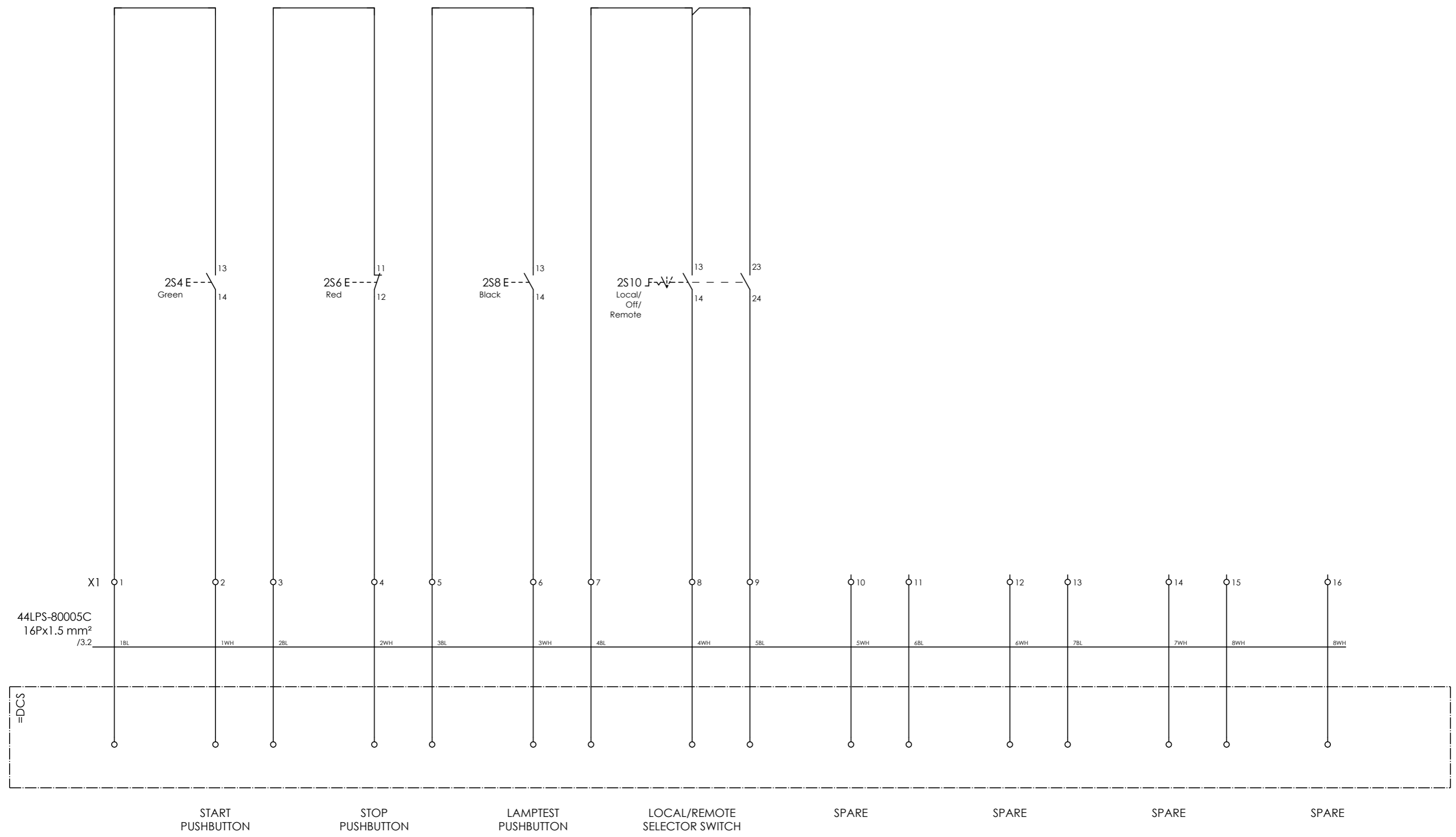
44LPS-80005C LOCAL PUSHBUTTON STATION

TERMINAL STRIP DEFINITION

- X1 = CONNECTION PUSHBUTTONS
- X2 = CONNECTION LAMPS
- X9 = CONNECTION ESD PUSHBUTTON

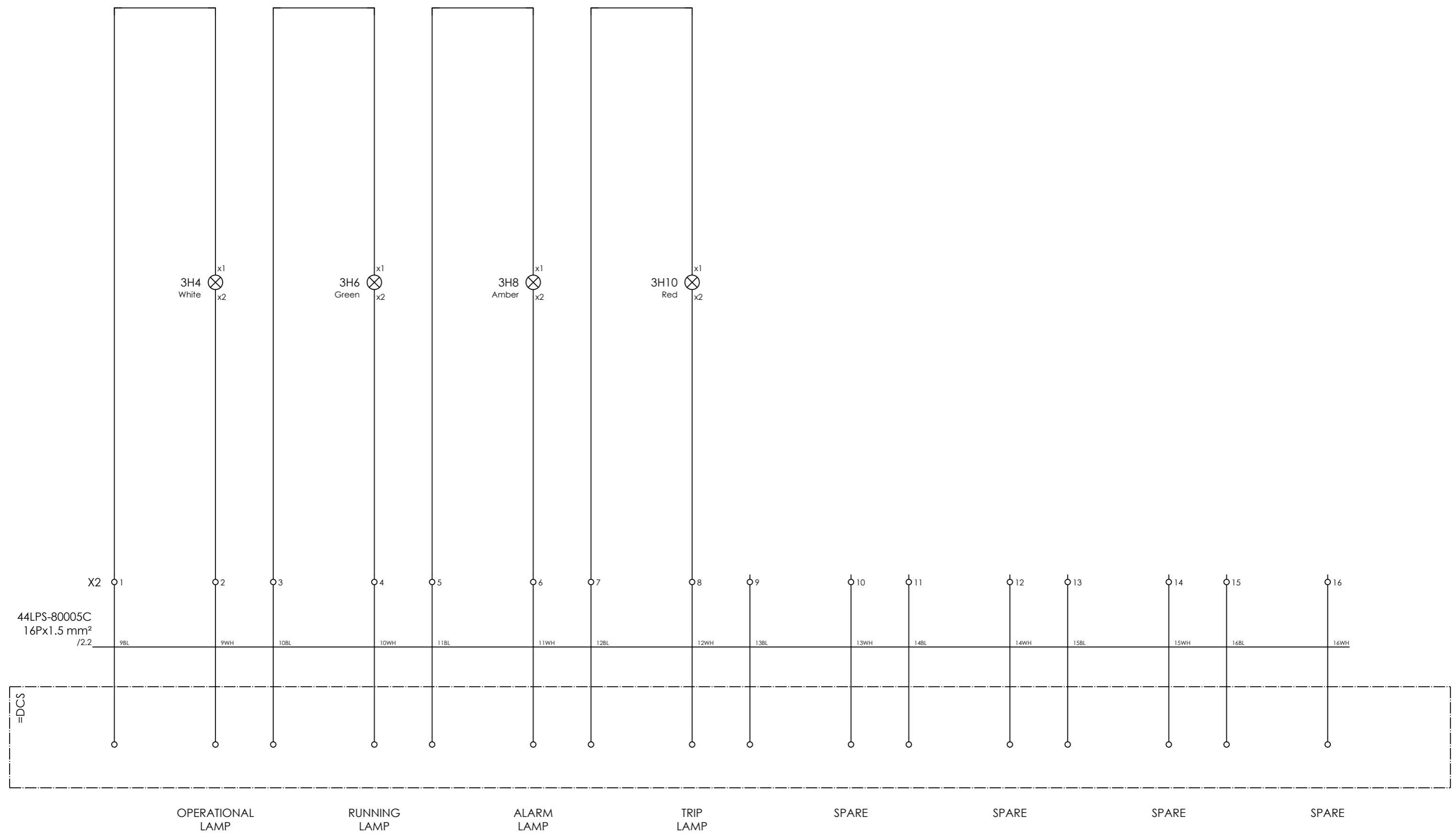


CLIENT DWG NO.	3944-VD-0171-DYP-RE-400-DIA-0002	SUBJECT	TERMINAL STRIP DEFINITION	DRAWN BY	RTR	= 44C-80005C
EQUIPMENT NO.	Various	ADAPTED TO P&ID REVISION	00	CHECKED BY	RBE	+ 44LPS-80005C
EQUIPMENT LOCATION	Iran, Onshore	CLIENT	Arya Sasol Polymer Company	LAST MODIFICATION DATE	2025-03-17	CURRENT PAGE
THIS DRAWING IS OWNED BY AIRPACK, AND SHALL NOT BE PRINTED OR COPIED IN ANY OTHER WAY THAN WITH AIRPACKS PERMISSION!		CLIENT REF.	ASPC Project	AIRPACK DWG NO.	23383-05	
		AIRPACK REF.	23383-05 Wiring Diagram	REVISION	00	
		TOTAL PAGE AMOUNT	126			



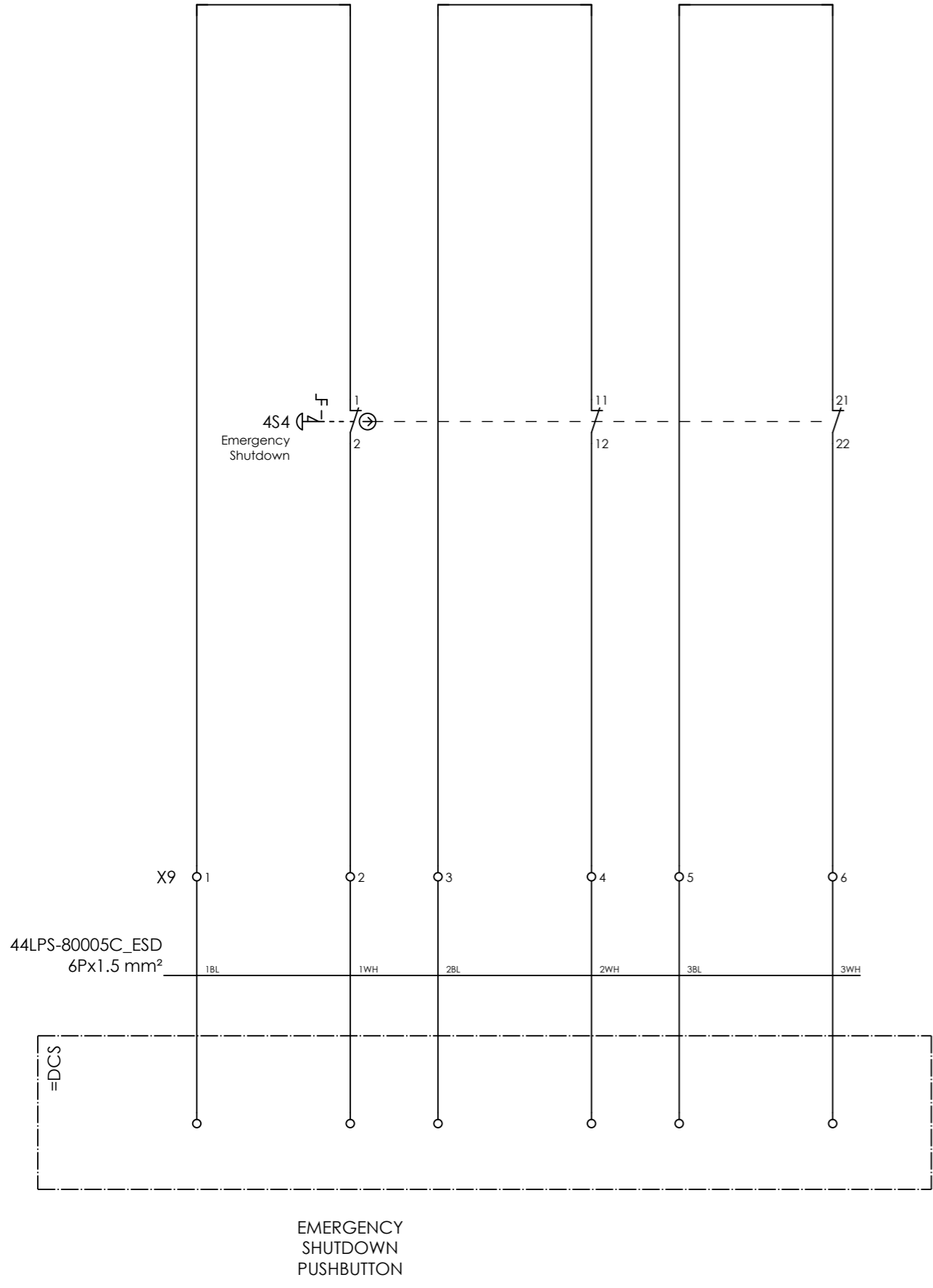
CLIENT DWG NO.	3944-VD-0171-DYP-RE-400-DIA-0002	SUBJECT PUSHBUTTONS	
EQUIPMENT NO.	Various	ADAPTED TO P&ID REVISION	00
EQUIPMENT LOCATION	Iran, Onshore	CLIENT	Arya Sasol Polymer Company
THIS DRAWING IS OWNED BY AIRPACK, AND SHALL NOT BE PRINTED OR COPIED IN ANY OTHER WAY THAN WITH AIRPACKS PERMISSION!		CLIENT REF.	ASPC Project
		AIRPACK REF.	23383-05 Wiring Diagram

DRAWN BY	RTR	= 44C-80005C
CHECKED BY	RBE	+ 44LPS-80005C
LAST MODIFICATION DATE	2025-03-17	CURRENT PAGE
AIRPACK DWG NO.	23383-05	
REVISION	00	
TOTAL PAGE AMOUNT	127	



CLIENT DWG NO.	3944-VD-0171-DYP-RE-400-DIA-0002	SUBJECT LAMPS	
EQUIPMENT NO.	Various	ADAPTED TO P&ID REVISION	00
EQUIPMENT LOCATION	Iran, Onshore	CLIENT	Arya Sasol Polymer Company
THIS DRAWING IS OWNED BY AIRPACK, AND SHALL NOT BE PRINTED OR COPIED IN ANY OTHER WAY THAN WITH AIRPACKS PERMISSION!		CLIENT REF.	ASPC Project
		AIRPACK REF.	23383-05 Wiring Diagram

DRAWN BY	RTR	= 44C-80005C
CHECKED BY	RBE	+ 44LPS-80005C
LAST MODIFICATION DATE	2025-03-17	CURRENT PAGE
AIRPACK DWG NO.	23383-05	
REVISION	00	
TOTAL PAGE AMOUNT	128	



CLIENT DWG NO.	3944-VD-0171-DYP-RE-400-DIA-0002
EQUIPMENT NO.	Various
EQUIPMENT LOCATION	Iran, Onshore
THIS DRAWING IS OWNED BY AIRPACK, AND SHALL NOT BE PRINTED OR COPIED IN ANY OTHER WAY THAN WITH AIRPACKS PERMISSION!	

SUBJECT ESD	
ADAPTED TO P&ID REVISION	00
CLIENT	Arya Sasol Polymer Company
CLIENT REF.	ASPC Project
AIRPACK REF.	23383-05 Wiring Diagram

DRAWN BY	RTR
CHECKED BY	RBE
LAST MODIFICATION DATE	2025-03-17
AIRPACK DWG NO.	23383-05
REVISION	00
TOTAL PAGE AMOUNT	129

= 44C-80005C
+ 44LPS-80005C
CURRENT PAGE

Terminal diagram

Cable name	Cable name	Strip =44C-80005C+44LPS-80005C-X1 CONNECTION PUSHBUTTONS						Terminal	Jumper	Target designation	Connection point	Connection point										
		Target designation	Connection point																			
-44LPS-80005C	16Px1.5 mm ²	1BL	1WH	2BL	2WH	3BL	3WH	4BL	4WH	5BL	5WH	6BL	6WH	7BL	7WH	8BL	8WH	1	.	-2S4	13	
																		2	.	-2S4	14	
																		3	.	-2S6	11	
																		4	.	-2S6	12	
																		5	.	-2S8	13	
																		6	.	-2S8	14	
																		7	.	-2S10	13	
																		8	.	-2S10	14	
																		9	.	-2S10	24	
																		10	.			
																		11	.			
																		12	.			
																		13	.			
																		14	.			
																		15	.			
																		16	.			



CLIENT DWG NO.	3944-VD-0171-DYP-RE-400-DIA-0002
EQUIPMENT NO.	Various
EQUIPMENT LOCATION	Iran, Onshore

THIS DRAWING IS OWNED BY AIRPACK, AND SHALL NOT BE PRINTED OR COPIED IN ANY OTHER WAY THAN WITH AIRPACKS PERMISSION!

SUBJECT Terminal diagram =44C-80005C+44LPS-80005C-X1	
ADAPTED TO P&ID REVISION	00
CLIENT	Arya Sasol Polymer Company
CLIENT REF.	ASPC Project
AIRPACK REF.	23383-05 Wiring Diagram

DRAWN BY	RTR	= 44C-80005C
CHECKED BY	RBE	+ 44LPS-80005C
LAST MODIFICATION DATE	2025-03-17	CURRENT PAGE
AIRPACK DWG NO.	23383-05	
REVISION	00	
TOTAL PAGE AMOUNT	130	

Terminal diagram

Cable name		Strip =44C-80005C+44LPS-80005C-X2 CONNECTION LAMPS																Cable name						
Cable name	Cable name	Connection point	Target designation	Jumper	Terminal	Connection point	Target designation	9BL	9WH	10BL	10WH	11BL	11WH	12BL	12WH	13BL	13WH	14BL	14WH	15BL	15WH	16BL	16WH	
		x1	-3H4	.	1																			
		x2	-3H4	.	2																			
		x1	-3H6	.	3																			
		x2	-3H6	.	4																			
		x1	-3H8	.	5																			
		x2	-3H8	.	6																			
		x1	-3H10	.	7																			
		x2	-3H10	.	8																			
				.	9																			
				.	10																			
				.	11																			
				.	12																			
				.	13																			
				.	14																			
				.	15																			
				.	16																			



CLIENT DWG NO. 3944-VD-0171-DYP-RE-400-DIA-0002
 EQUIPMENT NO. Various
 EQUIPMENT LOCATION Iran, Onshore
 THIS DRAWING IS OWNED BY AIRPACK, AND SHALL NOT BE PRINTED OR COPIED IN ANY OTHER WAY THAN WITH AIRPACKS PERMISSION!

SUBJECT Terminal diagram =44C-80005C+44LPS-80005C-X2
 ADAPTED TO P&ID REVISION 00
 CLIENT Arya Sasol Polymer Company
 CLIENT REF. ASPC Project
 AIRPACK REF. 23383-05 Wiring Diagram

DRAWN BY RTR
 CHECKED BY RBE
 LAST MODIFICATION DATE 2025-03-17
 AIRPACK DWG NO. 23383-05
 REVISION 00
 TOTAL PAGE AMOUNT 131

= 44C-80005C
 + 44LPS-80005C
 CURRENT PAGE

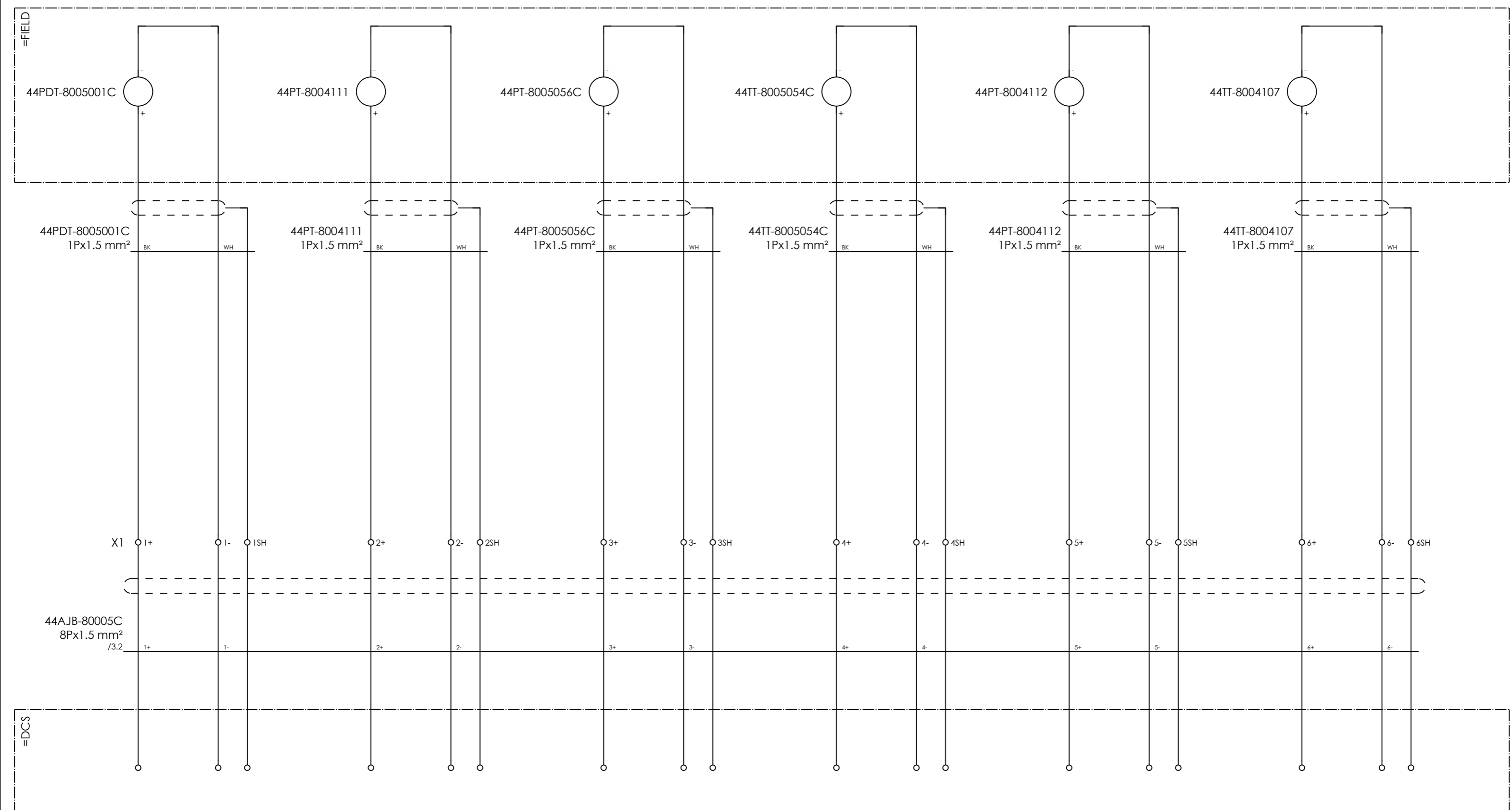
44AJB-80005C ANALOG JUNCTION BOX

TERMINAL STRIP DEFINITION


X1 = CONNECTION TRANSMITTERS



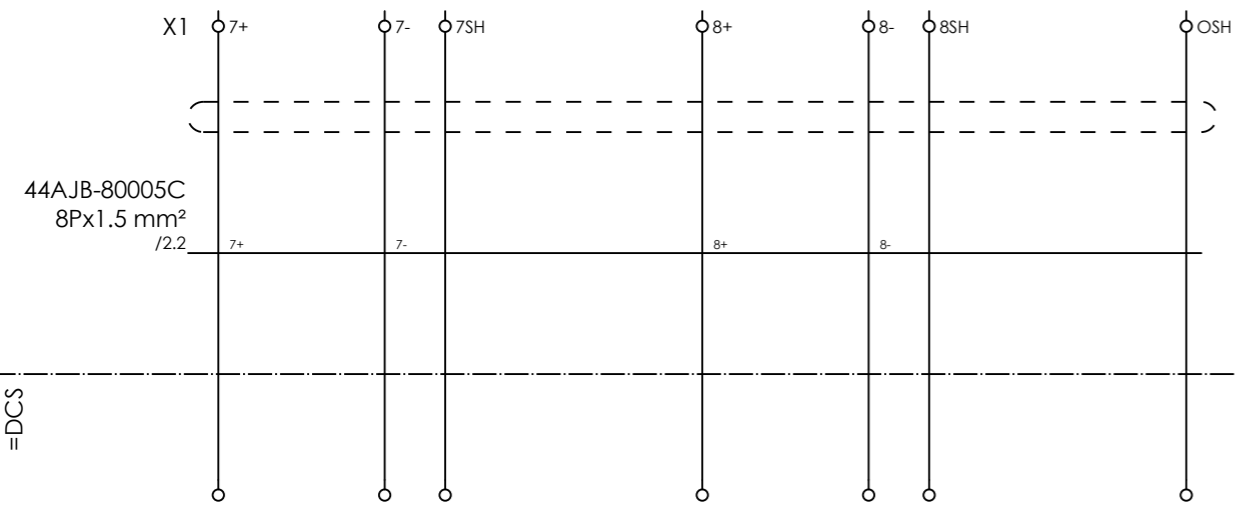
CLIENT DWG NO.	3944-VD-0171-DYP-RE-400-DIA-0002	SUBJECT		DRAWN BY	RTR	= 44C-80005C
EQUIPMENT NO.	Various	TERMINAL STRIP DEFINITION		CHECKED BY	RBE	+ 44AJB-80005C
EQUIPMENT LOCATION	Iran, Onshore	ADAPTED TO P&ID REVISION	00	LAST MODIFICATION DATE	2025-03-17	CURRENT PAGE
THIS DRAWING IS OWNED BY AIRPACK, AND SHALL NOT BE PRINTED OR COPIED IN ANY OTHER WAY THAN WITH AIRPACKS PERMISSION!		CLIENT	Arya Sasol Polymer Company	AIRPACK DWG NO.	23383-05	
		CLIENT REF.	ASPC Project	REVISION	00	
		AIRPACK REF.	23383-05 Wiring Diagram	TOTAL PAGE AMOUNT	133	



INLET DIFFERENTIAL PRESSURE TRANSMITTER INLET PRESSURE TRANSMITTER OIL TEMPERATURE TRANSMITTER OIL PRESSURE TRANSMITTER DISCHARGE PRESSURE TRANSMITTER DISCHARGE TEMPERATURE TRANSMITTER

	CLIENT DWG NO.	3944-VD-0171-DYP-RE-400-DIA-0002	SUBJECT		DRAWN BY	RTR	= 44C-80005C	
	EQUIPMENT NO.	Various	TRANSMITTERS		CHECKED BY	RBE	+ 44AJB-80005C	
	EQUIPMENT LOCATION	Iran, Onshore	ADAPTED TO P&ID REVISION	00	LAST MODIFICATION DATE	2025-03-17	CURRENT PAGE	
	THIS DRAWING IS OWNED BY AIRPACK, AND SHALL NOT BE PRINTED OR COPIED IN ANY OTHER WAY THAN WITH AIRPACKS PERMISSION!		CLIENT	Arya Sasol Polymer Company		AIRPACK DWG NO.	23383-05	
	CLIENT REF.	ASPC Project		REVISION	00			
AIRPACK REF.	23383-05 Wiring Diagram		TOTAL PAGE AMOUNT	134				

=FIELD



=DCS



SPARE

SPARE



CLIENT DWG NO.	3944-VD-0171-DYP-RE-400-DIA-0002
EQUIPMENT NO.	Various
EQUIPMENT LOCATION	Iran, Onshore

THIS DRAWING IS OWNED BY AIRPACK, AND SHALL NOT BE PRINTED OR COPIED IN ANY OTHER WAY THAN WITH AIRPACKS PERMISSION!

SUBJECT TRANSMITTERS	
ADAPTED TO P&ID REVISION	00
CLIENT	Arya Sasol Polymer Company
CLIENT REF.	ASPC Project
AIRPACK REF.	23383-05 Wiring Diagram

DRAWN BY	RTR
CHECKED BY	RBE
LAST MODIFICATION DATE	2025-03-17
AIRPACK DWG NO.	23383-05
REVISION	00
TOTAL PAGE AMOUNT	135

= 44C-80005C
+ 44AJB-80005C
CURRENT PAGE

