



ASPC Project



END CUSTOMER	: Arya Sasol Polymer Company
CONTRACTOR	: DYPNF Co., Ltd.
VENDOR NAME	: Airpack Netherlands BV
EQUIPMENT DESCRIPTION	: Screw Compressor & Roots Blower : Package
PURCHASE ORDER NUMBER	: PO-PC2312-08



Customer Document : 3944-VD-0171-DYP-RE-400-PRC-0134
Number

Airpack Document Number : 23383-22

Document Title : Preservation, Packing & Shipping Procedure

Review Code and Status		Contractor Initials/Signature	Date signed
<input type="checkbox"/>	Code 1 REJECTED - Vendor to revise and Resubmit. Work cannot proceed		
<input type="checkbox"/>	Code 2 Comments As Noted - Work May proceed, subject to compliance with and incorporation of comments		
<input type="checkbox"/>	Code 3 No Comments - Work may proceed.		
<input type="checkbox"/>	Code 4 Information only - Review not required.		

00	Issued for Approval	13-06-2025	SC	SC	JJ
Rev. No.	Description	Date	Prepared by	Checked by	Approved by

Airpack Netherlands BV 	<h1>ASPC Project</h1>		
DATE: 13-06-2025	DOC NO. 3944-VD-0171-DYP-RE-400-PRC-0134	Rev. No. 00	Page 2 of 5

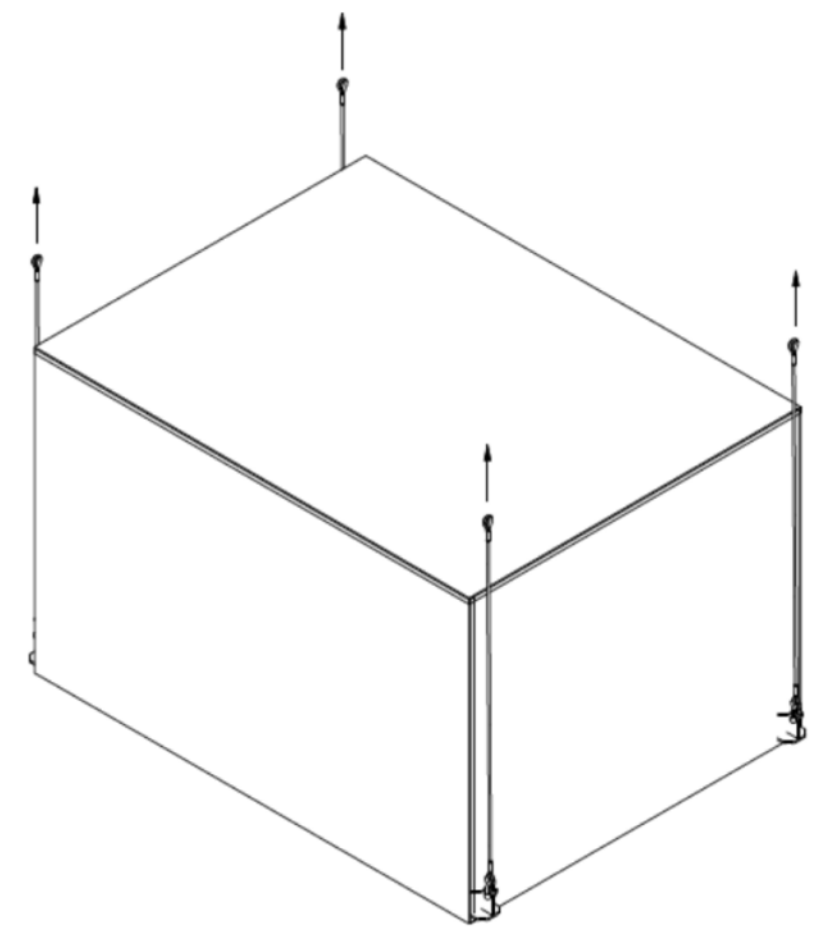
1 Preservation



The package is preserved at Airpack in the following way:

- Desiccant bags are placed inside electrical cabinets to prevent ingress of moisture in the electrical components.
- Shell Ensis Fluid DW is applied to the following surfaces:
 - customer flange faces
 - unpainted machined surfaces
- HMI will be covered with cardboard and white plastic in order to protect it against direct sunshine after unpacking at site.

2 Packing (typical)

The packing consists of removable seaworthy plastic wrapping. The package will be hoisted with lifting lugs attached to the skid.



Airpack Netherlands BV 	<h1>ASPC Project</h1>		
DATE: 13-06-2025	DOC NO. 3944-VD-0171-DYP-RE-400-PRC-0134	Rev. No. 00	Page 3 of 5

Marking

Project	: 23383-COM
End User	: Arya Sasol Polymer Company
Contract No.	: PO-PC2312-08
Description	: Air Compressor package
Case No.	: 01 of 11
Weight Net/Gross	: To be decided
Dimension (LxWxH)	: To be decided
Country of Origin	: The Netherlands



Including:

- Shipping marks will be mentioned on two opposite sides of the package.
- Positions of lifting lugs will be mentioned on package.
- Center of gravity will be mentioned on package.
- Shipping documents will be placed inside and on the outside of the package in plastic cover.

3 Shipping

To prevent damage to the package during transportation, the following instructions shall be followed:

- The package shall be hoisted and transported with use of lifting frame supplied with package. This lifting frame is removable. See GAD for further details.
- Lifting lugs are provided on each corner of this lifting frame, hence the use of spreader bars is not required.
- Lifting frame shall only be used for the hoisting of corresponding package.
- It is not allowed to make any modifications to lifting frame, whatsoever.
- Before lifting, check if all bolts attaching the lifting frame to main frame are securely fastened, if a removable lifting frame is applicable.
- Before hoisting, check if all underlayment plates are securely fastened. If in doubt, take appropriate measures to fasten or remove any loose plates. Under no circumstances shall the package be hoisted with defects to packing. Packing material may fall off and cause personnel injury.
- Use suitable lifting devices and transportation in line with weight and dimensions of package. Weight and dimensions are indicated on packing on two sides. If this data is not legible or not present, check packing list or contact Airpack.
- Never stand under a hoisted load!
- When transporting the package by road, pay attention to driving speed. When driving through a curve, slow down speed. Accelerate and decelerate as gradually as possible. When driving on an uneven road, slow down speed.



Airpack Netherlands BV 	<h1>ASPC Project</h1>		
DATE: 13-06-2025	DOC NO. 3944-VD-0171-DYP-RE-400-PRC-0134	Rev. No. 00	Page 4 of 5

4 Handling & Storage

The applied preservations should protect the equipment for outside storage for up to 6 months in an uncovered and unheated condition. However, where possible, it is recommended to store the packages under a shelter. To make this storage period possible without problems, it is necessary to check the condition of the preservatives as well as the equipment itself on a regular basis. Depending on the conditions and outcome of each inspection, interval may change. It is recommended however to inspect the equipment and preservatives at least once every month.

When keeping the package in storage for longer periods, check the following:

- Package shall be stored preferably on a dry and clean location (see above explanation).
- Check if packing is still complete. If underlayment plates are missing, repair it.
- Check if applied preservation is still in good order. Furthermore, check if all rust preventatives are still sufficiently in place. If required, repair uncovered spots. If corrosion has formed, remove this first.
- Check presence of condensate in the moisture separator, safety valves, piping, control panel, instruments and any other location that may contain water. Drain condensate if present.
- To protect the control panel against humidity, bags with desiccant are placed inside panels. In case of long storage periods, replace desiccant bags ones every two months.
- In case of temperatures below 0°C, freezing of condensate can lead to damage. Prevent this by draining any condensate if applicable. In case of doubt, remove drain trap, safety valves and other instruments and keep it in a warehouse at non-freezing temperature. Do not remove tag number plates from removed valves and instruments!
- Check package for damaged coating. It is necessary to repair any damage to coating immediately, otherwise rust forming may lead to problems during start-up.
- It is advisable to turn all rotating equipment on a regular basis (e.g. once per month). To do so, turn all main and auxiliary motors (fan) and compressors manually.
- Be aware that PLC batteries will only last for 2-3 months in good conditions.
- In case of diesel engine be aware start-accus only will last for 2-3 months in good conditions.

Airpack Netherlands BV 	<h1>ASPC Project</h1>		
DATE: 13-06-2025	DOC NO. 3944-VD-0171-DYP-RE-400-PRC-0134	Rev. No. 00	Page 5 of 5

5 Unpacking

To prevent damage to package during unpacking, following instructions shall be followed:

- Package shall not be elevated when unpacking. Make sure package is standing on the ground when opening the packing.
- Do not remove bottom underlayment plates, before inspecting the inside of package!
- First remove all or at least sufficient side panels (underlayment plates) for access to inside of packing.
- Remove all loose parts that are placed on bottom underlayment plates, if applicable. Some parts may have been disassembled to minimise transport dimensions and placed inside packing as loose items. Therefore, it is required to remove all loose parts, before bottom plates are removed. Otherwise, parts may fall out.
- When bottom underlayment plates are free from obstructions, loosen all bolts which are screwed to bottom underlayment plates.
- Elevate package slightly and remove bottom plates.
- Package can now be installed on its foundation. See instruction manual for further details.
- When package is on its foundation and correctly positioned, the removable lifting frame (if applicable) can be removed. It is advised however to remove all side panels before removing lifting frame. Limited sight of inside of packing may lead to damage, as obstructions may not be noticed.
- Before removing lifting frame (if applicable), make sure package is on its foundation and not elevated!
- To remove lifting frame (if applicable), remove all bolts that connect lifting frame to main skid.
- Hoist the lifting frame vertically (if applicable) and take care not to hit any parts of the package.
- Underlayment plates and lifting frame (if applicable) shall be disposed of in a properly manner. Local regulations must be followed.
- It is advised to leave all preservatives in places until equipment will be commissioned. Check if all preservatives are still in good order, and give it the necessary attention, if required.
- After instalment of the package, please remove fixation of vibration dampers (if applicable).