



# ASPC Project



<b>END CUSTOMER</b>	: Arya Sasol Polymer Company
<b>CONTRACTOR</b>	: DYPNF Co., Ltd.
<b>VENDOR NAME</b>	: Airpack Netherlands BV
<b>EQUIPMENT DESCRIPTION</b>	: Screw Compressor & Roots Blower : Package
<b>PURCHASE ORDER NUMBER</b>	: PO-PC2312-08

Customer Document : 3944-VD-0171-DYP-RE-400-DWG-0003  
Number

Airpack Document Number : 23383-07

Document Title : Panel Layout Drawing

Review Code and Status		Contractor Initials/Signature	Date signed
<input type="checkbox"/>	<b>Code 1</b> <b>REJECTED</b> - Vendor to revise and Resubmit. Work cannot proceed		
<input type="checkbox"/>	<b>Code 2</b> Comments As Noted - Work May proceed, subject to compliance with and incorporation of comments		
<input type="checkbox"/>	<b>Code 3</b> No Comments - Work may proceed.		
<input type="checkbox"/>	<b>Code 4</b> Information only - Review not required.		

04	Issued for Approval	20-11-2025	RT	SC	JJ
03	Issued for Approval	03-09-2025	RT	SC	JJ
02	Issued for Approval	16-07-2025	RT	SC	JJ
01	Issued for Approval	28-04-2025	RT	SC	JJ
Rev. No.	Description	Date	Prepared by	Checked by	Approved by

No.	Description	Tag Number	Make	Model	Qty.
1	Running Indication Lamp (Green)	3H4	TBD	TBD	1
2	Fault Indication Lamp (Amber)	3H6	TBD	TBD	1
3	Start Pushbutton (Green)	2S4	TBD	TBD	1
4	Stop Pushbutton (Red)	2S6	TBD	TBD	1
5	Lamp Test Pushbutton (Black)	2S8	TBD	TBD	1
Terminal Strip Definition					
X1	Connection Pushbuttons & Lamps	X1	Phoenix Contact	3211760	21

GENERAL NOTES

NOTES  
1. BILL OF MATERIALS (BOM) AS PER THE LATEST WIRING DIAGRAM.

REF DRAWINGS	DWG.No.
Wiring Diagram	3944-VD-0171-DYP-RE-400-DIA-0002
I/O List	3944-VD-0171-DYP-RE-400-LST-0080
E&I System Config Diag.	3944-VD-0171-DYP-RE-400-DIA-0078

LEGEND

RESULT CODE:  AP  AN  CO  RE

NEXT STATUS:  IFI  IFA  AFC  ASB/IFIN

Approval or review hereunder shall not be construed to relieve Vendor/ Subcontractor of his responsibilities and liability under the Contract.

P.O. NO.:  
M.R. NO.:  
ITEM NO. (EQUIPMENT NO.):  
VENDRO JOB NO.:

REV.	DATE	PURPOSE OF ISSUE (P.O.I.)	PREP.	CHKD.	APPR.	AC.
04	31/Oct/25	ISSUED FOR APPROVAL	RT	RB	SC	-
03	26/Aug/25	ISSUED FOR APPROVAL	RT	RB	SC	-
02	16/Jul/25	ISSUED FOR APPROVAL	RT	RB	SC	-
01	25/Apr/25	ISSUED FOR APPROVAL	RT	RB	SC	-
00	24/Mar/25	ISSUED FOR APPROVAL	RT	RB	SC	-

OWNER:  


PROJECT:  
300 KT POLYETHYLENE PLANT  
ARYA SASOL POLYMER COMPANY (ASPC)

MC:  
 

CONTRACTOR:  
 

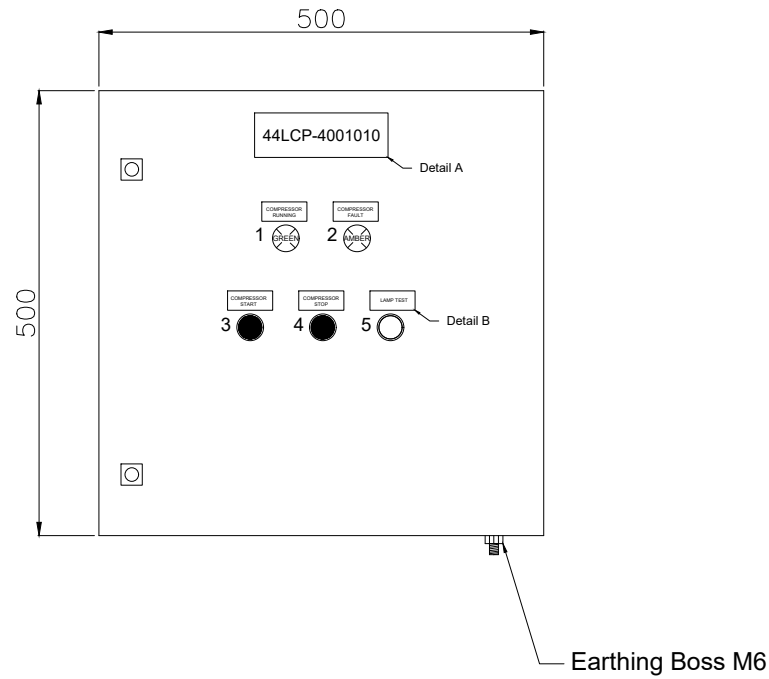
VENDOR:  


DRAWING TITLE:  
PANEL LAYOUT DRAWING  
BILL OF MATERIALS FOR  
LOCAL CONTROL PANEL 44LCP-4001010

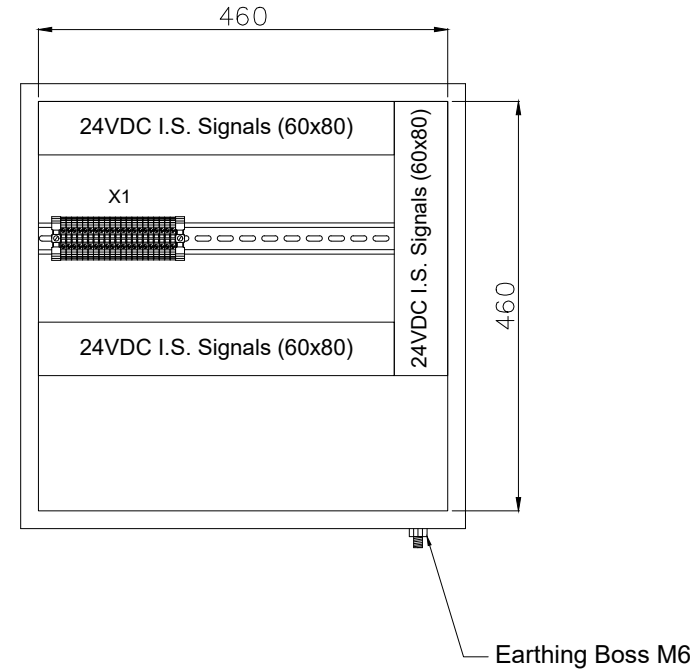
OWNER PROJECT NO.	VENDOR DWG.	MR NO.	VENDOR CODE	DISCIPLINE	UNIT	TYPE	SEQ.
3944	VD	0171	DYP	RE	400	DWG	0003
SCALE:	NONE	SIZE:	A0	SHEET NO.	1 OF 34	REV.	04

# 44LCP-4001010

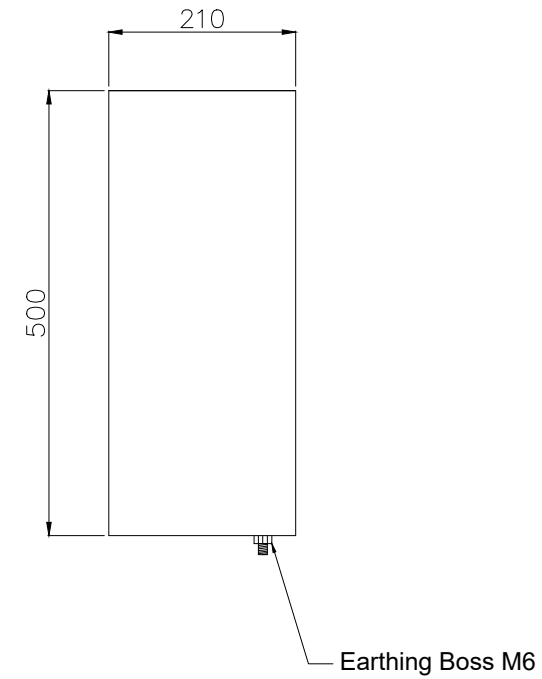
## Front Side (Outside) View



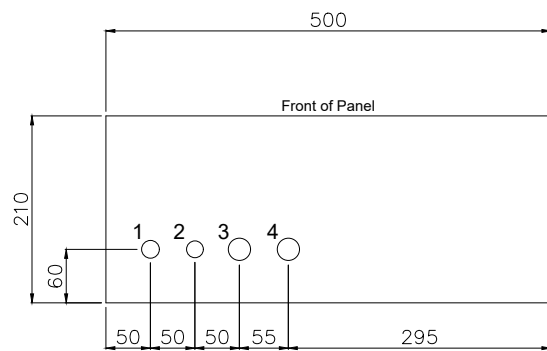
## Front Side (Inside) View



## Side (Outside) View



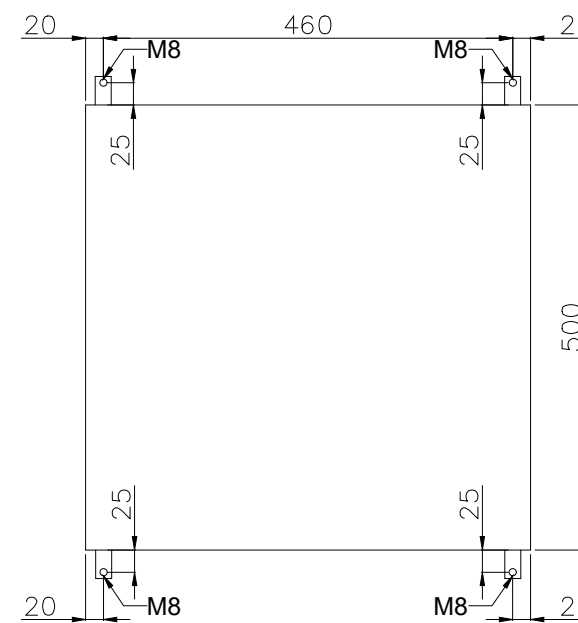
## Bottom View



## Gland Entry Details

1. M20 - 1x (Breather)
2. M20 - 1x (Spare)
3. M25 - 1x (Cable for Pushbuttons & Lamps)
4. M25 - 1x (Spare)

## Back (Outside) View Mounting Details



### GENERAL NOTES

- NOTES
1. PANEL DIMENSIONS: 500x500x210mm
  2. PANEL MATERIAL: SS316L STAINLESS STEEL
  3. PANEL COLOR: RAL5017 (BLUE)
  4. PANEL WALL THICKNESS: 1.6mm
  5. PANEL WEIGHT: ~20Kg
  6. PANEL WILL BE RIGHT HINGED
  7. AREA CLASSIFICATION: Ex II 3G IIC T3 Eex'e'
  8. AMBIENT TEMPERATURE: 5°C/+48°C
  9. INGRESS PROTECTION: IP65
  10. CABLE RACEWAYS SHALL HAVE NO LESS THAN 20% SPARE CAPACITY.
  11. DIN RAIL TYPE: NS35
  12. BLUE SLOTTED CABLE TRUNKING WILL BE PROVIDED FOR INTRINSICALLY SAFE SIGNALS.
  13. SPARES WILL BE PLUGGED WITH SUS Ex PLUG
  14. GLANDS WILL BE Ex'd IP65 NICKEL PLATED BRASS TYPE GLANDS
  15. ALL DIMENSIONS IN mm.
  16. EXTERNAL EARTH BOLT AND RELATED PARTS ARE ALL COPPER.
  17. INDICATION LAMP VOLTAGE: 24VDC

REF DRAWINGS	DWG.No.
Wiring Diagram	3944-VD-0171-DYP-RE-400-DIA-0002
I/O List	3944-VD-0171-DYP-RE-400-LST-0080
E&I System Config Diag.	3944-VD-0171-DYP-RE-400-DIA-0078

### LEGEND

RESULT CODE:  AP  AN  CO  RE

NEXT STATUS:  IFI  IFA  JAF  ASB/IFIN

Approval or review hereunder shall not be construed to relieve Vendor/ Subcontractor of his responsibilities and liability under the Contract.

P.O. NO.:

M.R. NO.:

ITEM NO. (EQUIPMENT NO.):

VENDOR JOB NO.:

REV.	DATE	PURPOSE OF ISSUE (P.O.I.)	PREP.	CHKD.	APPR.	AC.
04	31/Oct/25	ISSUED FOR APPROVAL	RT	RB	SC	-
03	26/Aug/25	ISSUED FOR APPROVAL	RT	RB	SC	-
02	16/Jul/25	ISSUED FOR APPROVAL	RT	RB	SC	-
01	25/Apr/25	ISSUED FOR APPROVAL	RT	RB	SC	-
00	24/Mar/25	ISSUED FOR APPROVAL	RT	RB	SC	-

OWNER:



PROJECT:  
300 KT POLYETHYLENE PLANT  
ARYA SASOL POLYMER COMPANY (ASPC)

MC:  
ISEDCO  
SAZEH CONSULTANTS

CONTRACTOR:  
SAZEH CONSULTANTS

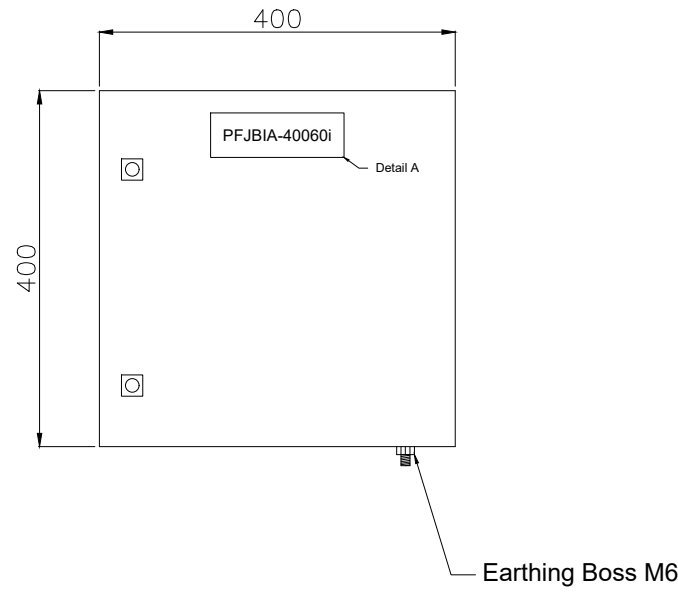
VENDOR:  
DYPNF

DRAWING TITLE:  
PANEL LAYOUT DRAWING  
LOCAL CONTROL PANEL 44LCP-4001010

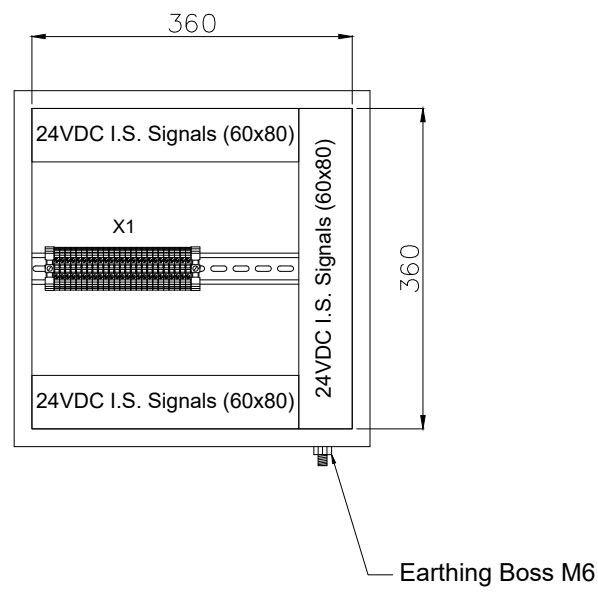
OWNER PROJECT NO.	VENDOR DWG.	MR NO.	VENDOR CODE	DISCIPLINE	UNIT	TYPE	SEQ.
3944	VD	0171	DYP	RE	400	DWG	0003
SCALE:	NONE	SIZE:	A0	SHEET NO.	2 OF 34	REV.	04

# PFJBIA-40060i

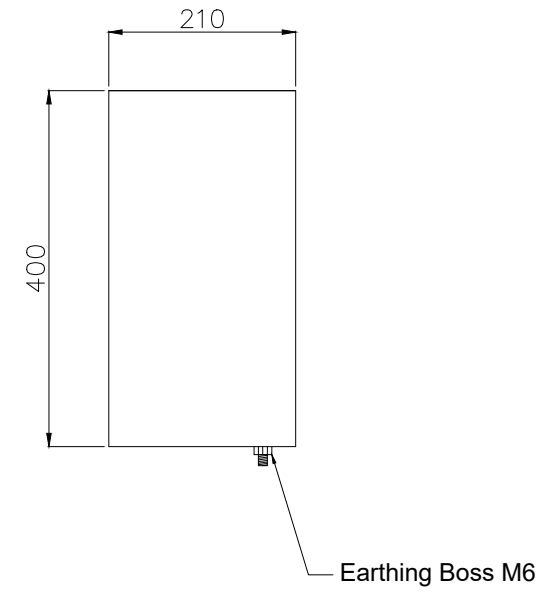
## Front Side (Outside) View



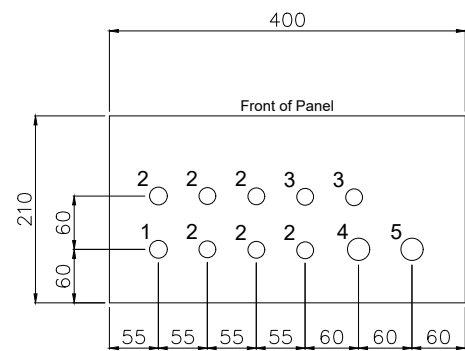
## Front Side (Inside) View



## Side (Outside) View



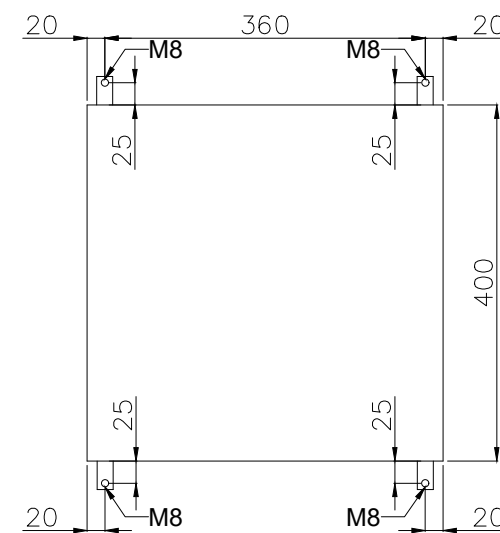
## Bottom View



## Gland Entry Details

1. M20 - 1x (Breather)
2. M20 - 6x (Cables from Transmitters)
3. M20 - 2x (Spare)
4. M25 - 1x (Multipair Cable from Customer)
5. M25 - 1x (Spare)

## Back (Outside) View Mounting Details



### GENERAL NOTES

- NOTES
1. PANEL DIMENSIONS: 400x400x210mm
  2. PANEL MATERIAL: SS316L STAINLESS STEEL
  3. PANEL COLOR: RAL5017 (BLUE)
  4. PANEL WALL THICKNESS: 1.6mm
  5. PANEL WEIGHT: ~15Kg
  6. PANEL WILL BE RIGHT HINGED
  7. AREA CLASSIFICATION: Ex II 3G IIC T3 Eex'e'
  8. AMBIENT TEMPERATURE: 5°C/+48°C
  9. INGRESS PROTECTION: IP65
  10. CABLE RACEWAYS SHALL HAVE NO LESS THAN 20% SPARE CAPACITY.
  11. DIN RAIL TYPE: NS35
  12. BLUE SLOTTED CABLE TRUNKING WILL BE PROVIDED FOR INTRINSICALLY SAFE SIGNALS.
  13. SPARES WILL BE PLUGGED WITH SUS Ex PLUG
  14. GLANDS WILL BE Ex d IP65 NICKEL PLATED BRASS TYPE GLANDS
  15. ALL DIMENSIONS IN mm.
  16. EXTERNAL EARTH BOLT AND RELATED PARTS ARE ALL COPPER.

REF DRAWINGS	DWG.No.
Wiring Diagram	3944-VD-0171-DYP-RE-400-DIA-0002
I/O List	3944-VD-0171-DYP-RE-400-LST-0080
E&I System Config Diag.	3944-VD-0171-DYP-RE-400-DIA-0078

### LEGEND

RESULT CODE:  AP  AN  CO  RE RESUBMISSION DATE:

NEXT STATUS:  IFI  IFA  JAF  ASB/IFIN

Approval or review hereunder shall not be construed to relieve Vendor/ Subcontractor of his responsibilities and liability under the Contract.

P.O. NO.:

M.R. NO.:

ITEM NO. (EQUIPMENT NO.):

VENDRO JOB NO.:

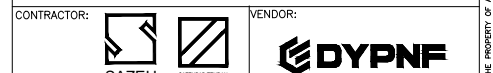
REV.	DATE	PURPOSE OF ISSUE (P.O.I.)	PREP.	CHKD.	APPR.	AC.
04	31/Oct/25	ISSUED FOR APPROVAL	RT	RB	SC	-
03	26/Aug/25	ISSUED FOR APPROVAL	RT	RB	SC	-
02	16/Jul/25	ISSUED FOR APPROVAL	RT	RB	SC	-
01	25/Apr/25	ISSUED FOR APPROVAL	RT	RB	SC	-
00	24/Mar/25	ISSUED FOR APPROVAL	RT	RB	SC	-

OWNER:



PROJECT:

300 KT POLYETHYLENE PLANT  
ARYA SASOL POLYMER COMPANY (ASPC)



DRAWING TITLE:  
PANEL LAYOUT DRAWING  
LOCAL CONTROL PANEL PFJBIA-40060i

OWNER PROJECT NO.	VENDOR DWG.	MR NO.	VENDOR CODE	DISCIPLINE	UNIT	TYPE	SEQ.
3944	VD	0171	DYP	RE	400	DWG	0003
SCALE:	NONE	SIZE:	A0	SHEET NO.	3 OF 34	REV.	04

No.	Description	Tag Number	Make	Model	Qty.
1	Running Indication Lamp (Green)	3H4	TBD	TBD	1
2	Fault Indication Lamp (Amber)	3H6	TBD	TBD	1
3	Start Pushbutton (Green)	2S4	TBD	TBD	1
4	Stop Pushbutton (Red)	2S6	TBD	TBD	1
5	Lamp Test Pushbutton (Black)	2S8	TBD	TBD	1
Terminal Strip Definition					
X1	Connection Pushbuttons & Lamps	X1	Phoenix Contact	3211760	21

GENERAL NOTES

NOTES  
1. BILL OF MATERIALS (BOM) AS PER THE LATEST WIRING DIAGRAM.

REF DRAWINGS	DWG.No.
Wiring Diagram	3944-VD-0171-DYP-RE-400-DIA-0002
I/O List	3944-VD-0171-DYP-RE-400-LST-0080
E&I System Config Diag.	3944-VD-0171-DYP-RE-400-DIA-0078

LEGEND

RESULT CODE:  AP  AN  CO  RE

NEXT STATUS:  IFI  IFA  AFC  ASB/IFIN

Approval or review hereunder shall not be construed to relieve Vendor/ Subcontractor of his responsibilities and liability under the Contract.

P.O. NO.:  
M.R. NO.:  
ITEM NO. (EQUIPMENT NO.):  
VENDRO JOB NO.:

REV.	DATE	PURPOSE OF ISSUE (P.O.I.)	PREP.	CHKD.	APPR.	AC.
04	31/Oct/25	ISSUED FOR APPROVAL	RT	RB	SC	-
03	26/Aug/25	ISSUED FOR APPROVAL	RT	RB	SC	-
02	16/Jul/25	ISSUED FOR APPROVAL	RT	RB	SC	-
01	25/Apr/25	ISSUED FOR APPROVAL	RT	RB	SC	-
00	24/Mar/25	ISSUED FOR APPROVAL	RT	RB	SC	-

OWNER:  


PROJECT:  
300 KT POLYETHYLENE PLANT  
ARYA SASOL POLYMER COMPANY (ASPC)

MC:  
 

CONTRACTOR:  
 

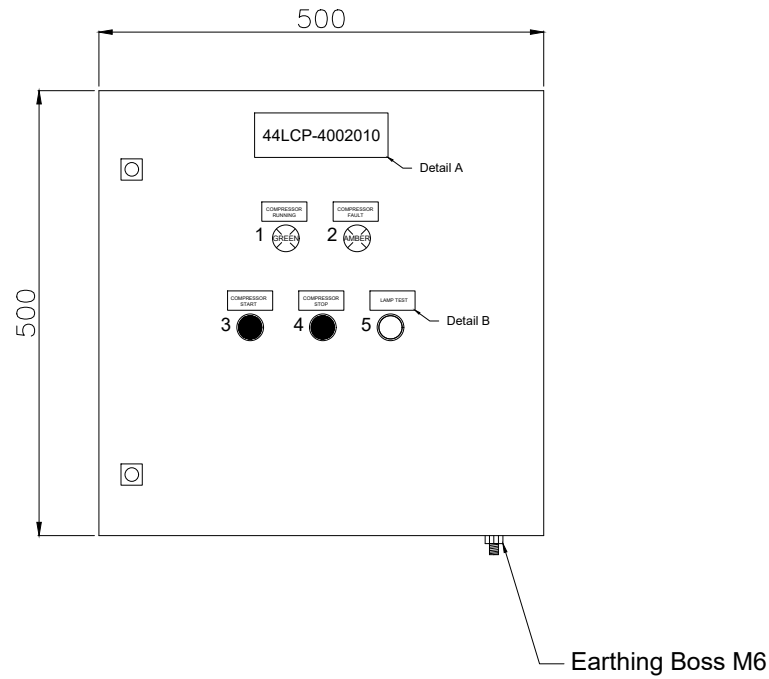
VENDOR:  


DRAWING TITLE:  
PANEL LAYOUT DRAWING  
BILL OF MATERIALS FOR  
LOCAL CONTROL PANEL 44LCP-4002010

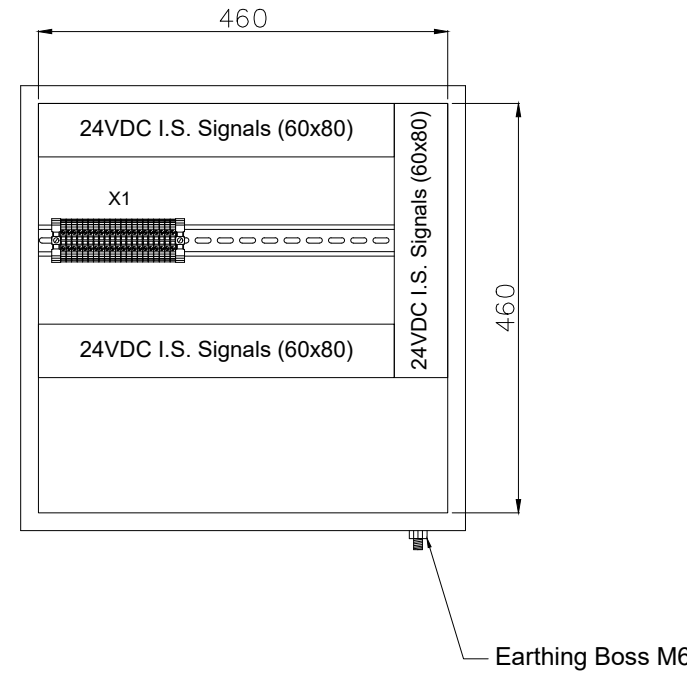
OWNER PROJECT NO.	VENDOR DWG.	MR NO.	VENDOR CODE	DISCIPLINE	UNIT	TYPE	SEQ.
3944	VD	0171	DYP	RE	400	DWG	0003
SCALE:	NONE	SIZE:	A0	SHEET NO.	4 OF 34	REV.	04

# 44LCP-4002010

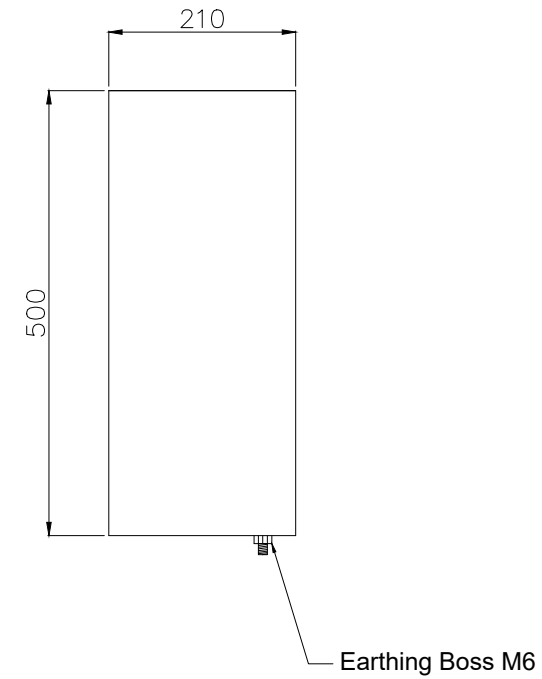
## Front Side (Outside) View



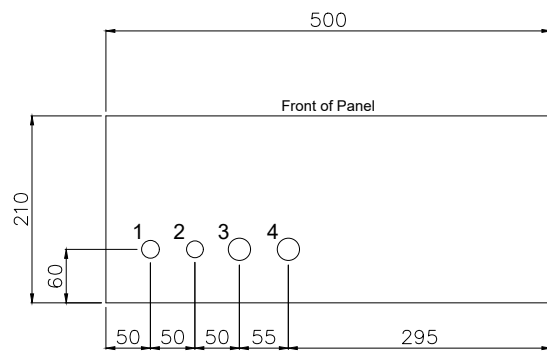
## Front Side (Inside) View



## Side (Outside) View



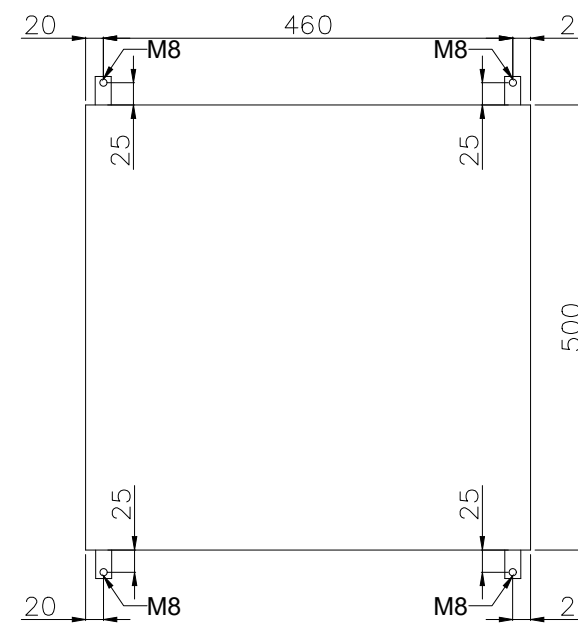
## Bottom View



## Gland Entry Details

1. M20 - 1x (Breather)
2. M20 - 1x (Spare)
3. M25 - 1x (Cable for Pushbuttons & Lamps)
4. M25 - 1x (Spare)

## Back (Outside) View Mounting Details



### GENERAL NOTES

- NOTES
1. PANEL DIMENSIONS: 500x500x210mm
  2. PANEL MATERIAL: SS316L STAINLESS STEEL
  3. PANEL COLOR: RAL5017 (BLUE)
  4. PANEL WALL THICKNESS: 1.6mm
  5. PANEL WEIGHT: ~20Kg
  6. PANEL WILL BE RIGHT HINGED
  7. AREA CLASSIFICATION: Ex II 3G IIC T3 Eex'e'
  8. AMBIENT TEMPERATURE: 5°C/+48°C
  9. INGRESS PROTECTION: IP65
  10. CABLE RACEWAYS SHALL HAVE NO LESS THAN 20% SPARE CAPACITY.
  11. DIN RAIL TYPE: NS35
  12. BLUE SLOTTED CABLE TRUNKING WILL BE PROVIDED FOR INTRINSICALLY SAFE SIGNALS.
  13. SPARES WILL BE PLUGGED WITH SUS Ex PLUG
  14. GLANDS WILL BE Ex'd IP65 NICKEL PLATED BRASS TYPE GLANDS
  15. ALL DIMENSIONS IN mm.
  16. EXTERNAL EARTH BOLT AND RELATED PARTS ARE ALL COPPER.
  17. INDICATION LAMP VOLTAGE: 24VDC

REF DRAWINGS	DWG.No.
Wiring Diagram	3944-VD-0171-DYP-RE-400-DIA-0002
I/O List	3944-VD-0171-DYP-RE-400-LST-0080
E&I System Config Diag.	3944-VD-0171-DYP-RE-400-DIA-0078

### LEGEND

RESULT CODE:  AP  AN  CO  RE RESUBMISSION DATE:

NEXT STATUS:  IFI  IFA  JAF  ASB/IFIN

Approval or review hereunder shall not be construed to relieve Vendor/ Subcontractor of his responsibilities and liability under the Contract.

P.O. NO.:

M.R. NO.:

ITEM NO. (EQUIPMENT NO.):

VENDOR JOB NO.:

REV.	DATE	PURPOSE OF ISSUE (P.O.I.)	PREP.	CHKD.	APPR.	AC.
04	31/Oct/25	ISSUED FOR APPROVAL	RT	RB	SC	-
03	26/Aug/25	ISSUED FOR APPROVAL	RT	RB	SC	-
02	16/Jul/25	ISSUED FOR APPROVAL	RT	RB	SC	-
01	25/Apr/25	ISSUED FOR APPROVAL	RT	RB	SC	-
00	24/Mar/25	ISSUED FOR APPROVAL	RT	RB	SC	-

OWNER:



PROJECT:

300 KT POLYETHYLENE PLANT  
ARYA SASOL POLYMER COMPANY (ASPC)

MC:



CONTRACTOR:



VENDOR:



DRAWING TITLE:

PANEL LAYOUT DRAWING  
LOCAL CONTROL PANEL 44LCP-4002010

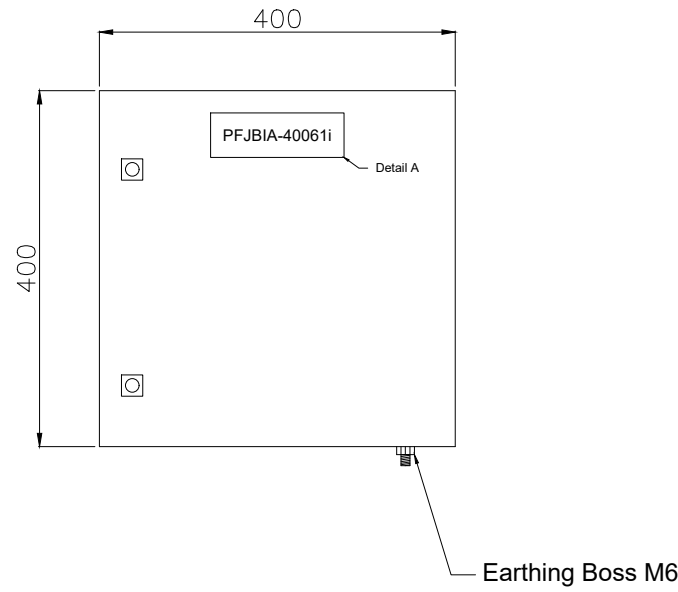
OWNER PROJECT NO. VENDOR DWG. MR NO. VENDOR CODE DISCIPLINE UNIT TYPE SEQ.

3944 VD 0171 DYP RE 400 DWG 0003

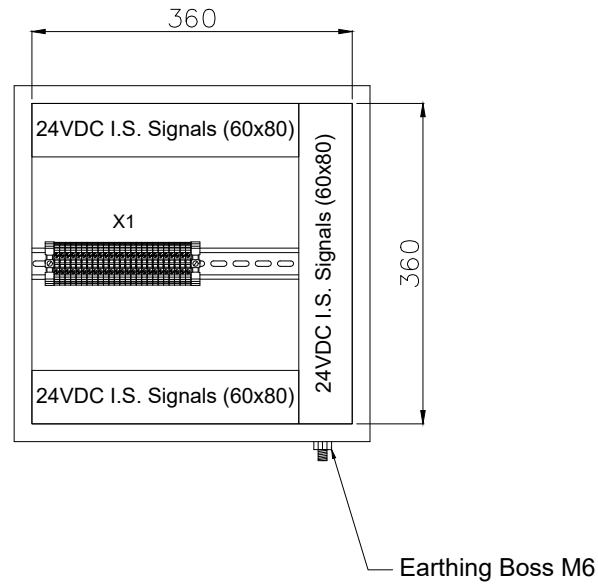
SCALE: NONE SIZE: A0 SHEET NO. 5 OF 34 REV. 04

# PFJBIA-40061i

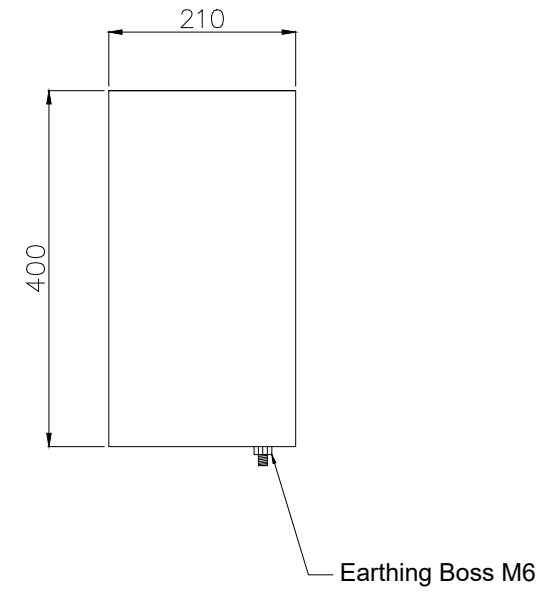
## Front Side (Outside) View



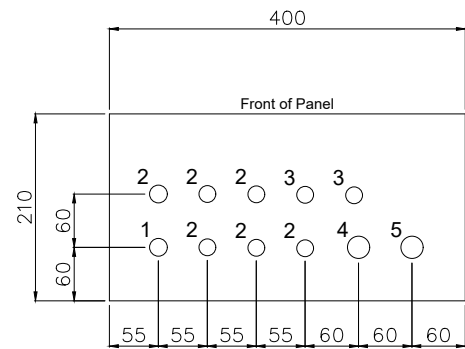
## Front Side (Inside) View



## Side (Outside) View



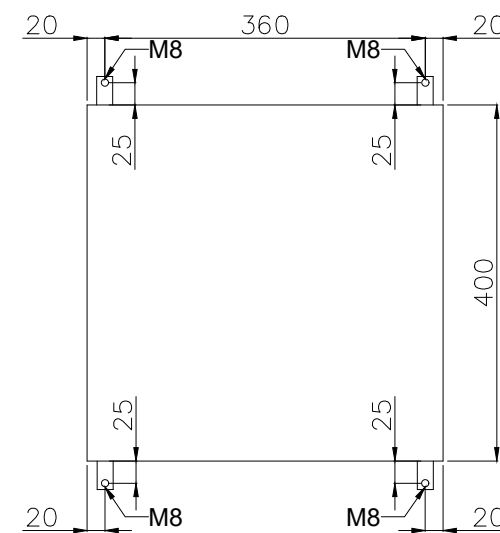
## Bottom View



## Gland Entry Details

1. M20 - 1x (Breather)
2. M20 - 6x (Cables from Transmitters)
3. M20 - 2x (Spare)
4. M25 - 1x (Multipair Cable from Customer)
5. M25 - 1x (Spare)

## Back (Outside) View Mounting Details



### GENERAL NOTES

- NOTES
1. PANEL DIMENSIONS: 400x400x210mm
  2. PANEL MATERIAL: SS316L STAINLESS STEEL
  3. PANEL COLOR: RAL5017 (BLUE)
  4. PANEL WALL THICKNESS: 1.6mm
  5. PANEL WEIGHT: ~15Kg
  6. PANEL WILL BE RIGHT HINGED
  7. AREA CLASSIFICATION: Ex II 3G IIC T3 Eex'e'
  8. AMBIENT TEMPERATURE: 5°C/+48°C
  9. INGRESS PROTECTION: IP65
  10. CABLE RACEWAYS SHALL HAVE NO LESS THAN 20% SPARE CAPACITY.
  11. DIN RAIL TYPE: NS35
  12. BLUE SLOTTED CABLE TRUNKING WILL BE PROVIDED FOR INTRINSICALLY SAFE SIGNALS.
  13. SPARES WILL BE PLUGGED WITH SUS Ex PLUG
  14. GLANDS WILL BE Ex d IP65 NICKEL PLATED BRASS TYPE GLANDS
  15. ALL DIMENSIONS IN mm.
  16. EXTERNAL EARTH BOLT AND RELATED PARTS ARE ALL COPPER.

REF DRAWINGS	DWG.No.
Wiring Diagram	3944-VD-0171-DYP-RE-400-DIA-0002
I/O List	3944-VD-0171-DYP-RE-400-LST-0080
E&I System Config Diag.	3944-VD-0171-DYP-RE-400-DIA-0078

### LEGEND

RESULT CODE:  AP  AN  CO  RE RESUBMISSION DATE:

NEXT STATUS:  IFI  IFA  JAF  ASB/IFIN

Approval or review hereunder shall not be construed to relieve Vendor/ Subcontractor of his responsibilities and liability under the Contract.

P.O. NO.:

M.R. NO.:

ITEM NO. (EQUIPMENT NO.):

VENDRO JOB NO.:

REV.	DATE	PURPOSE OF ISSUE (P.O.I.)	PREP.	CHKD.	APPR.	AC.
04	31/Oct/25	ISSUED FOR APPROVAL	RT	RB	SC	-
03	26/Aug/25	ISSUED FOR APPROVAL	RT	RB	SC	-
02	16/Jul/25	ISSUED FOR APPROVAL	RT	RB	SC	-
01	25/Apr/25	ISSUED FOR APPROVAL	RT	RB	SC	-
00	24/Mar/25	ISSUED FOR APPROVAL	RT	RB	SC	-

OWNER:



PROJECT:

300 KT POLYETHYLENE PLANT  
ARYA SASOL POLYMER COMPANY (ASPC)

MC:



CONTRACTOR:



DRAWING TITLE:

PANEL LAYOUT DRAWING  
LOCAL CONTROL PANEL PFJBIA-40061i

OWNER DOC. NO.

OWNER PROJECT NO. | VENDOR DWG. | MR NO. | VENDOR CODE | DISCIPLINE | UNIT | TYPE | SEQ.

3944 | VD | 0171 | DYP | RE | 400 | DWG | 0003

SCALE: NONE | SIZE: A0 | SHEET NO. 6 OF 34 | REV. 04

No.	Description	Tag Number	Make	Model	Qty.
1	Running Indication Lamp (Green)	3H4	TBD	TBD	1
2	Fault Indication Lamp (Amber)	3H6	TBD	TBD	1
3	Start Pushbutton (Green)	2S4	TBD	TBD	1
4	Stop Pushbutton (Red)	2S6	TBD	TBD	1
5	Lamp Test Pushbutton (Black)	2S8	TBD	TBD	1
Terminal Strip Definition					
X1	Connection Pushbuttons & Lamps	X1	Phoenix Contact	3044102	21

GENERAL NOTES

NOTES  
1. BILL OF MATERIALS (BOM) AS PER THE LATEST WIRING DIAGRAM.

REF DRAWINGS	DWG.No.
Wiring Diagram	3944-VD-0171-DYP-RE-400-DIA-0002
I/O List	3944-VD-0171-DYP-RE-400-LST-0080
E&I System Config Diag.	3944-VD-0171-DYP-RE-400-DIA-0078

LEGEND

RESULT CODE:  AP  AN  CO  RE

NEXT STATUS:  IFI  IFA  AFC  ASB/IFIN

Approval or review hereunder shall not be construed to relieve Vendor/ Subcontractor of his responsibilities and liability under the Contract.

P.O. NO.:  
M.R. NO.:  
ITEM NO. (EQUIPMENT NO.):  
VENDRO JOB NO.:

REV.	DATE	PURPOSE OF ISSUE (P.O.I.)	PREP.	CHKD.	APPR.	AC.
04	31/Oct/25	ISSUED FOR APPROVAL	RT	RB	SC	-
03	26/Aug/25	ISSUED FOR APPROVAL	RT	RB	SC	-
02	16/Jul/25	ISSUED FOR APPROVAL	RT	RB	SC	-
01	25/Apr/25	ISSUED FOR APPROVAL	RT	RB	SC	-
00	24/Mar/25	ISSUED FOR APPROVAL	RT	RB	SC	-

OWNER:  


PROJECT:  
300 KT POLYETHYLENE PLANT  
ARYA SASOL POLYMER COMPANY (ASPC)

MC:  
 

CONTRACTOR:  
 

VENDOR:  

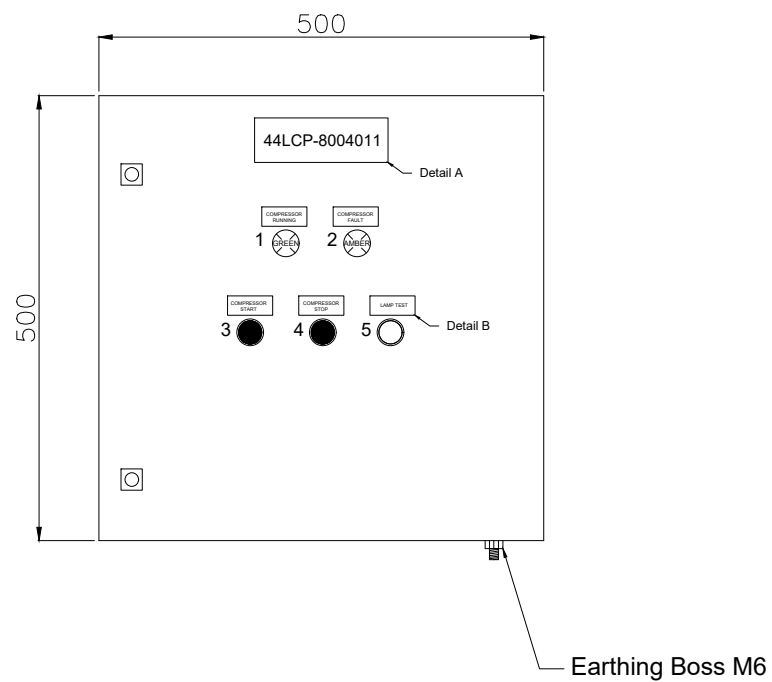

DRAWING TITLE:  
PANEL LAYOUT DRAWING  
BILL OF MATERIALS FOR  
LOCAL CONTROL PANEL 44LCP-8004011

OWNER	PROJECT NO.	VENDOR DWG.	MR NO.	VENDOR CODE	DISCIPLINE	UNIT	TYPE	SEQ.
3944	VD	0171	DYP	RE	400	DWG	0003	

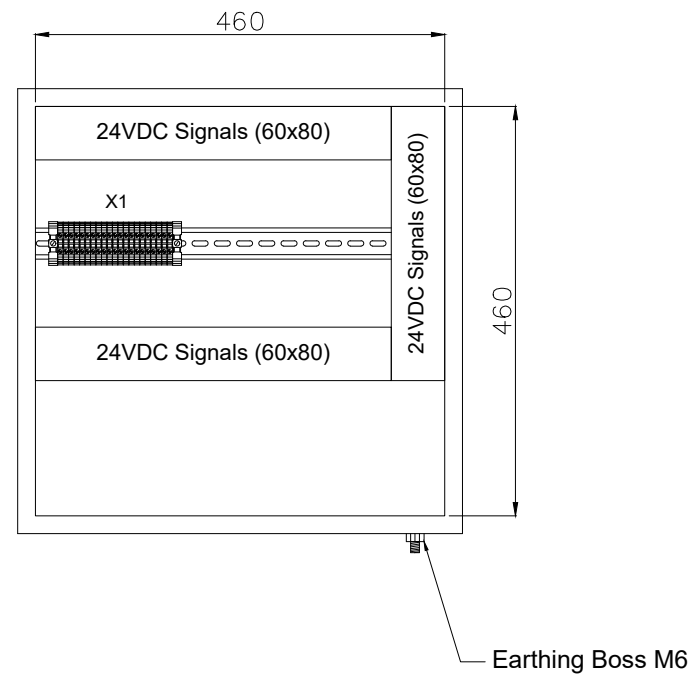
SCALE: NONE SIZE: A0 SHEET NO. 7 OF 34 REV. 04

# 44LCP-8004011

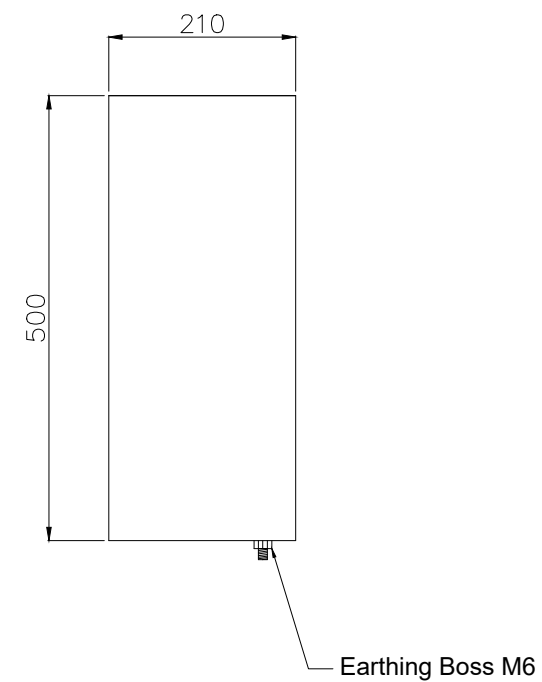
## Front Side (Outside) View



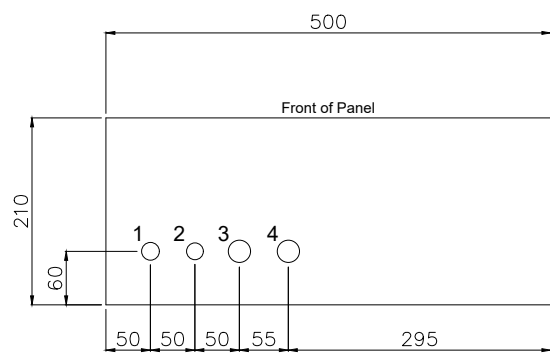
## Front Side (Inside) View



## Side (Outside) View



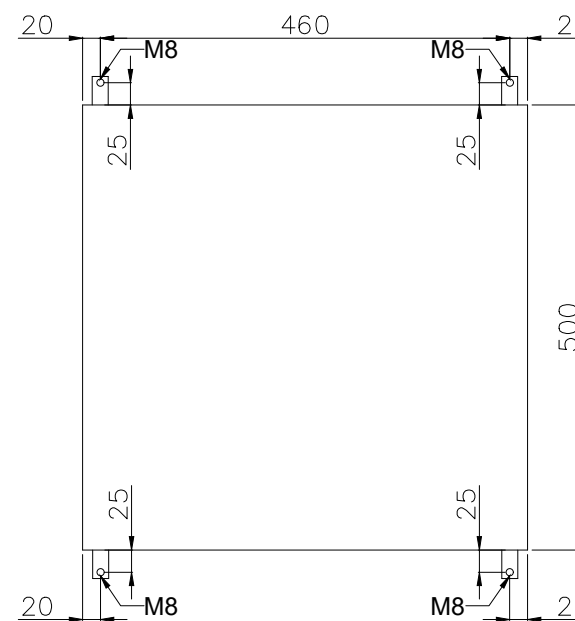
## Bottom View



## Gland Entry Details

1. M20 - 1x (Breather)
2. M20 - 1x (Spare)
3. M25 - 1x (Cable for Pushbuttons & Lamps)
4. M25 - 1x (Spare)

## Back (Outside) View Mounting Details



### GENERAL NOTES

- NOTES
1. PANEL DIMENSIONS: 500x500x210mm
  2. PANEL MATERIAL: SS316L STAINLESS STEEL
  3. PANEL COLOR: RAL7032 (GRAY)
  4. PANEL WALL THICKNESS: 1.6mm
  5. PANEL WEIGHT: ~20kg
  6. PANEL WILL BE RIGHT HINGED
  7. AREA CLASSIFICATION: Ex II 3G IIC T3 Eex'e'
  8. AMBIENT TEMPERATURE: 5°C/+48°C
  9. INGRESS PROTECTION: IP65
  10. CABLE RACEWAYS SHALL HAVE NO LESS THAN 20% SPARE CAPACITY.
  11. DIN RAIL TYPE: NS35
  12. SPARES WILL BE PLUGGED WITH SUS Ex PLUG
  13. GLANDS WILL BE Ex'd IP65 NICKEL PLATED BRASS TYPE GLANDS
  14. ALL DIMENSIONS IN mm.
  15. EXTERNAL EARTH BOLT AND RELATED PARTS ARE ALL COPPER.
  16. INDICATION LAMP VOLTAGE: 24VDC

REF DRAWINGS	DWG.No.
Wiring Diagram	3944-VD-0171-DYP-RE-400-DIA-0002
I/O List	3944-VD-0171-DYP-RE-400-LST-0080
E&I System Config Diag.	3944-VD-0171-DYP-RE-400-DIA-0078

### LEGEND

RESULT CODE:  AP  AN  CO  RE RESUBMISSION DATE:

NEXT STATUS:  IFI  IFA  JAF  ASB/IFIN

Approval or review hereunder shall not be construed to relieve Vendor/ Subcontractor of his responsibilities and liability under the Contract.

P.O. NO.:

M.R. NO.:

ITEM NO. (EQUIPMENT NO.):

VENDOR JOB NO.:

REV.	DATE	PURPOSE OF ISSUE (P.O.I.)	PREP.	CHKD.	APPR.	AC.
04	31/Oct/25	ISSUED FOR APPROVAL	RT	RB	SC	-
03	26/Aug/25	ISSUED FOR APPROVAL	RT	RB	SC	-
02	16/Jul/25	ISSUED FOR APPROVAL	RT	RB	SC	-
01	25/Apr/25	ISSUED FOR APPROVAL	RT	RB	SC	-
00	24/Mar/25	ISSUED FOR APPROVAL	RT	RB	SC	-

OWNER:



PROJECT:

300 KT POLYETHYLENE PLANT  
ARYA SASOL POLYMER COMPANY (ASPC)

MC:



CONTRACTOR:



VENDOR:



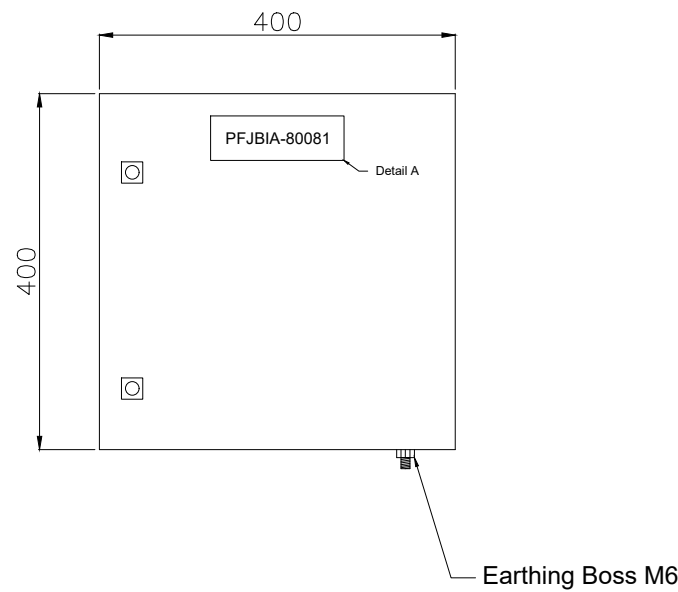
DRAWING TITLE:

PANEL LAYOUT DRAWING  
LOCAL CONTROL PANEL 44LCP-8004011

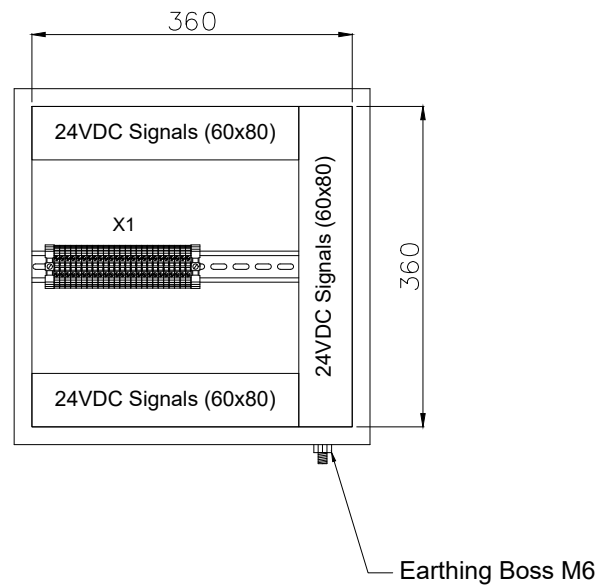
OWNER PROJECT NO.	VENDOR DWG.	MR NO.	VENDOR CODE	DISCIPLINE	UNIT	TYPE	SEQ.	
3944	VD	0171	DYP	RE	400	DWG	0003	
SCALE:	NONE	SIZE:	A0	SHEET NO.	8	OF 34	REV.	04

# PFJBIA-80081

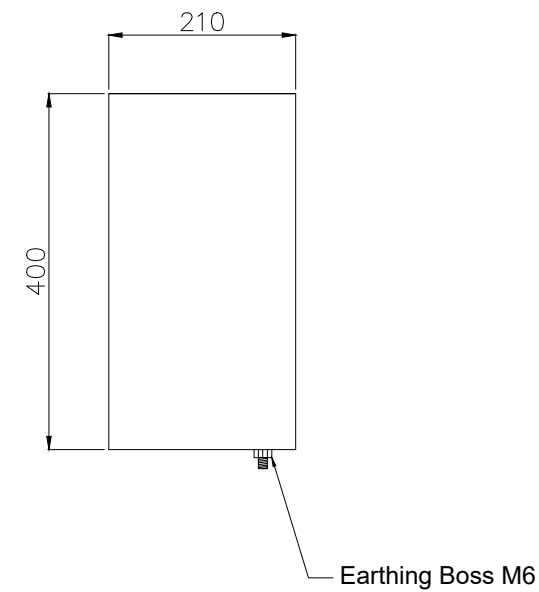
## Front Side (Outside) View



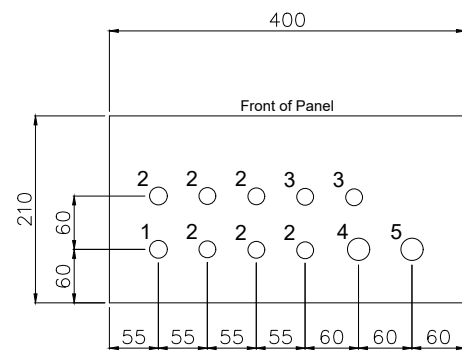
## Front Side (Inside) View



## Side (Outside) View



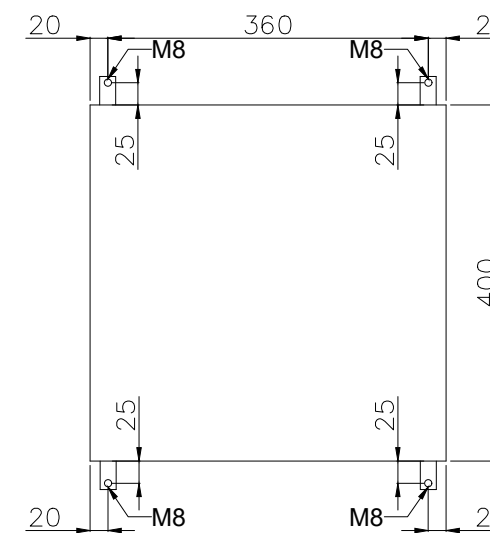
## Bottom View



## Gland Entry Details

1. M20 - 1x (Breather)
2. M20 - 6x (Cables from Transmitters)
3. M20 - 2x (Spare)
4. M25 - 1x (Multipair Cable from Customer)
5. M25 - 1x (Spare)

## Back (Outside) View Mounting Details



### GENERAL NOTES

- NOTES
1. PANEL DIMENSIONS: 400x400x210mm
  2. PANEL MATERIAL: SS316L STAINLESS STEEL
  3. PANEL COLOR: RAL7032 (GRAY)
  4. PANEL WALL THICKNESS: 1.6mm
  5. PANEL WEIGHT: ~15Kg
  6. PANEL WILL BE RIGHT HINGED
  7. AREA CLASSIFICATION: Ex II 3G IIC T3 Eex'e'
  8. AMBIENT TEMPERATURE: 5°C/+48°C
  9. INGRESS PROTECTION: IP65
  10. CABLE RACEWAYS SHALL HAVE NO LESS THAN 20% SPARE CAPACITY.
  11. DIN RAIL TYPE: NS35
  12. SPARES WILL BE PLUGGED WITH SUS EX PLUG
  13. GLANDS WILL BE Ex'd IP65 NICKEL PLATED BRASS TYPE GLANDS
  14. ALL DIMENSIONS IN mm.
  15. EXTERNAL EARTH BOLT AND RELATED PARTS ARE ALL COPPER.

REF DRAWINGS	DWG.No.
Wiring Diagram	3944-VD-0171-DYP-RE-400-DIA-0002
I/O List	3944-VD-0171-DYP-RE-400-LST-0080
E&I System Config Diag.	3944-VD-0171-DYP-RE-400-DIA-0078

### LEGEND

RESULT CODE:  AP  AN  CO  RE RESUBMISSION DATE:

NEXT STATUS:  IFI  IFA  JAC  ASB/IFIN

Approval or review hereunder shall not be construed to relieve Vendor/ Subcontractor of his responsibilities and liability under the Contract.

P.O. NO.:

M.R. NO.:

ITEM NO. (EQUIPMENT NO.):

VENDRO JOB NO.:

REV.	DATE	PURPOSE OF ISSUE (P.O.I.)	PREP.	CHKD.	APPR.	AC.
04	31/Oct/25	ISSUED FOR APPROVAL	RT	RB	SC	-
03	26/Aug/25	ISSUED FOR APPROVAL	RT	RB	SC	-
02	16/Jul/25	ISSUED FOR APPROVAL	RT	RB	SC	-
01	25/Apr/25	ISSUED FOR APPROVAL	RT	RB	SC	-
00	24/Mar/25	ISSUED FOR APPROVAL	RT	RB	SC	-

OWNER:



PROJECT:

300 KT POLYETHYLENE PLANT  
ARYA SASOL POLYMER COMPANY (ASPC)

MC:



CONTRACTOR:



VENDOR:



DRAWING TITLE:  
PANEL LAYOUT DRAWING  
LOCAL CONTROL PANEL PFJBIA-80081

OWNER PROJECT NO.	VENDOR DWG.	MR NO.	VENDOR CODE	DISCIPLINE	UNIT	TYPE	SEQ.
3944	VD	0171	DYP	RE	400	DWG	0003
SCALE: NONE	SIZE: A0	SHEET NO. 9 OF 34	REV. 04				

No.	Description	Tag Number	Make	Model	Qty.
1	Running Indication Lamp (Green)	3H4	TBD	TBD	1
2	Fault Indication Lamp (Amber)	3H6	TBD	TBD	1
3	Start Pushbutton (Green)	2S4	TBD	TBD	1
4	Stop Pushbutton (Red)	2S6	TBD	TBD	1
5	Lamp Test Pushbutton (Black)	2S8	TBD	TBD	1
Terminal Strip Definition					
X1	Connection Pushbuttons & Lamps	X1	Phoenix Contact	3044102	21

GENERAL NOTES

NOTES  
1. BILL OF MATERIALS (BOM) AS PER THE LATEST WIRING DIAGRAM.

REF DRAWINGS	DWG.No.
Wiring Diagram	3944-VD-0171-DYP-RE-400-DIA-0002
I/O List	3944-VD-0171-DYP-RE-400-LST-0080
E&I System Config Diag.	3944-VD-0171-DYP-RE-400-DIA-0078

LEGEND

RESULT CODE:  AP  AN  CO  RE

NEXT STATUS:  IFI  IFA  AFC  ASB/IFIN

Approval or review hereunder shall not be construed to relieve Vendor/ Subcontractor of his responsibilities and liability under the Contract.

P.O. NO.:  
M.R. NO.:  
ITEM NO. (EQUIPMENT NO.):  
VENDRO JOB NO.:

REV.	DATE	PURPOSE OF ISSUE (P.O.I.)	PREP.	CHKD.	APPR.	AC.
04	31/Oct/25	ISSUED FOR APPROVAL	RT	RB	SC	-
03	26/Aug/25	ISSUED FOR APPROVAL	RT	RB	SC	-
02	16/Jul/25	ISSUED FOR APPROVAL	RT	RB	SC	-
01	25/Apr/25	ISSUED FOR APPROVAL	RT	RB	SC	-
00	24/Mar/25	ISSUED FOR APPROVAL	RT	RB	SC	-

OWNER:  


PROJECT:  
300 KT POLYETHYLENE PLANT  
ARYA SASOL POLYMER COMPANY (ASPC)

MC:  
 

CONTRACTOR:  
 

VENDOR:  

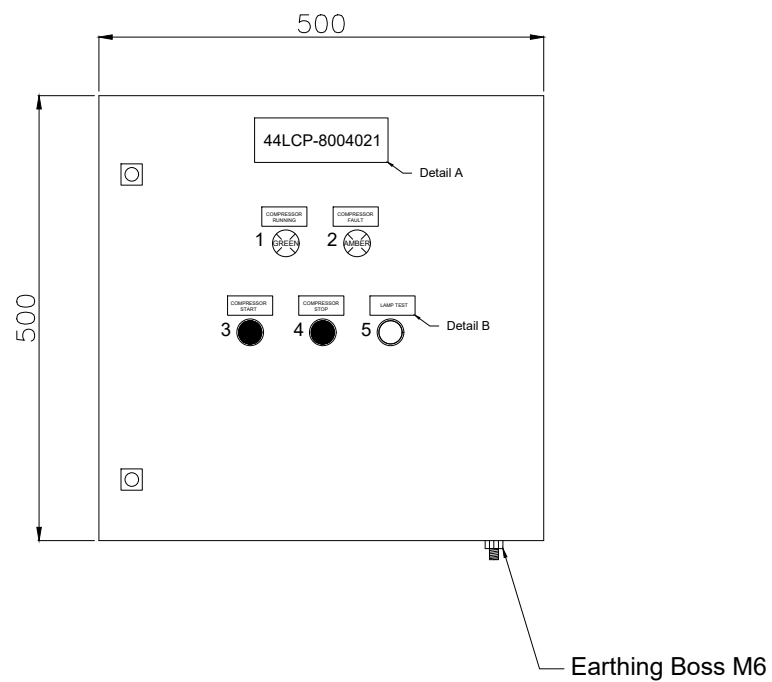

DRAWING TITLE:  
PANEL LAYOUT DRAWING  
BILL OF MATERIALS FOR  
LOCAL CONTROL PANEL 44LCP-8004021

OWNER PROJECT NO.	VENDOR DWG.	MR NO.	VENDOR CODE	DISCIPLINE	UNIT	TYPE	SEQ.
3944	VD	0171	DYP	RE	400	DWG	0003

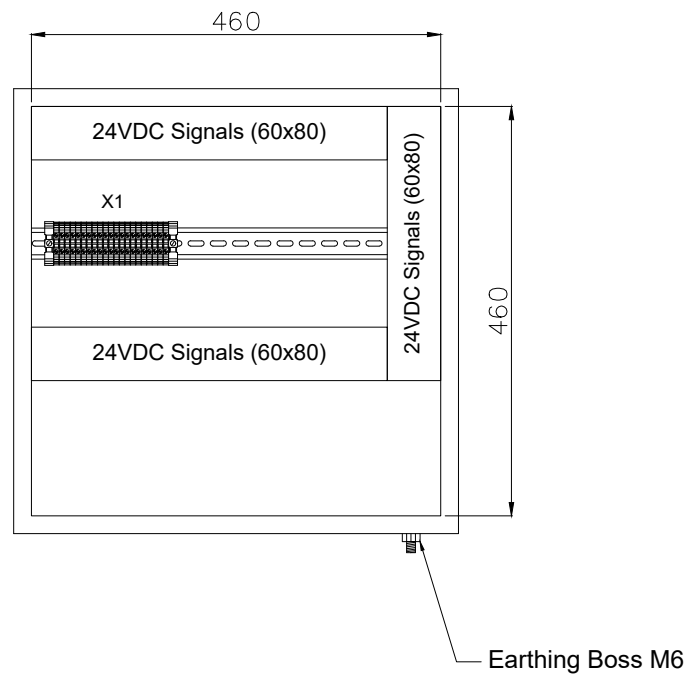
SCALE: NONE SIZE: A0 SHEET NO. 10 OF 34 REV. 04

# 44LCP-8004021

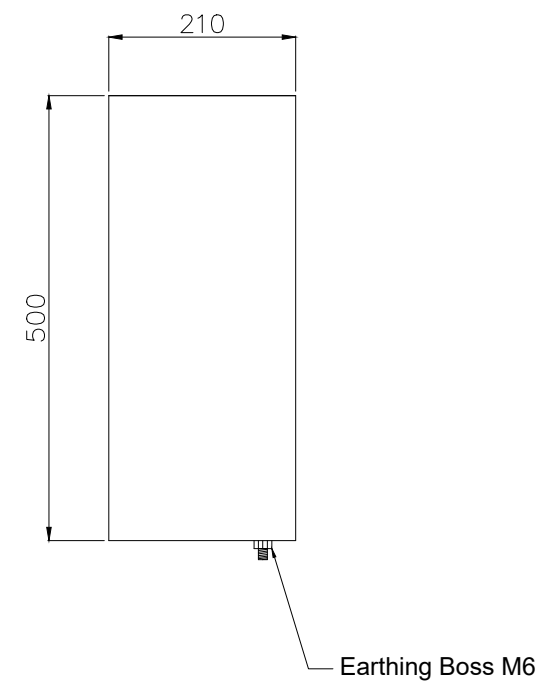
## Front Side (Outside) View



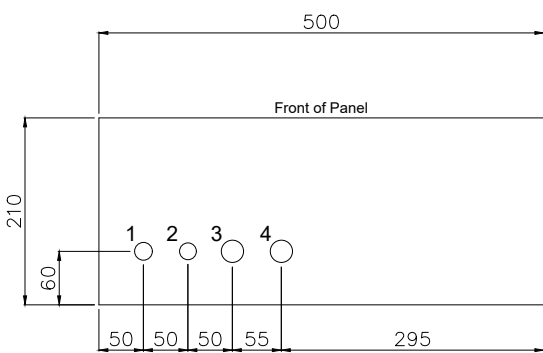
## Front Side (Inside) View



## Side (Outside) View



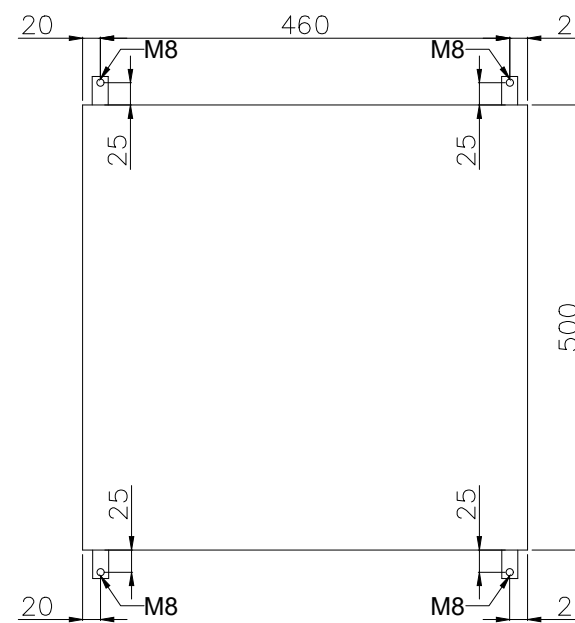
## Bottom View



## Gland Entry Details

1. M20 - 1x (Breather)
2. M20 - 1x (Spare)
3. M25 - 1x (Cable for Pushbuttons & Lamps)
4. M25 - 1x (Spare)

## Back (Outside) View Mounting Details



### GENERAL NOTES

- NOTES
1. PANEL DIMENSIONS: 500x500x210mm
  2. PANEL MATERIAL: SS316L STAINLESS STEEL
  3. PANEL COLOR: RAL7032 (GRAY)
  4. PANEL WALL THICKNESS: 1.6mm
  5. PANEL WEIGHT: ~20Kg
  6. PANEL WILL BE RIGHT HINGED
  7. AREA CLASSIFICATION: Ex II 3G IIC T3 Eex'e'
  8. AMBIENT TEMPERATURE: 5°C/+48°C
  9. INGRESS PROTECTION: IP65
  10. CABLE RACEWAYS SHALL HAVE NO LESS THAN 20% SPARE CAPACITY.
  11. DIN RAIL TYPE: NS35
  12. SPARES WILL BE PLUGGED WITH SUS Ex PLUG
  13. GLANDS WILL BE Ex'd IP65 NICKEL PLATED BRASS TYPE GLANDS
  14. ALL DIMENSIONS IN mm.
  15. EXTERNAL EARTH BOLT AND RELATED PARTS ARE ALL COPPER.
  16. INDICATION LAMP VOLTAGE: 24VDC

REF DRAWINGS	DWG.No.
Wiring Diagram	3944-VD-0171-DYP-RE-400-DIA-0002
I/O List	3944-VD-0171-DYP-RE-400-LST-0080
E&I System Config Diag.	3944-VD-0171-DYP-RE-400-DIA-0078

### LEGEND

RESULT CODE:  AP  AN  CO  RE RESUBMISSION DATE:

NEXT STATUS:  IFI  IFA  JAF  ASB/IFIN

Approval or review hereunder shall not be construed to relieve Vendor/ Subcontractor of his responsibilities and liability under the Contract.

P.O. NO.:

M.R. NO.:

ITEM NO. (EQUIPMENT NO.):

VENDOR JOB NO.:

REV.	DATE	PURPOSE OF ISSUE (P.O.I.)	PREP.	CHKD.	APPR.	AC.
04	31/Oct/25	ISSUED FOR APPROVAL	RT	RB	SC	-
03	26/Aug/25	ISSUED FOR APPROVAL	RT	RB	SC	-
02	16/Jul/25	ISSUED FOR APPROVAL	RT	RB	SC	-
01	25/Apr/25	ISSUED FOR APPROVAL	RT	RB	SC	-
00	24/Mar/25	ISSUED FOR APPROVAL	RT	RB	SC	-

OWNER:



PROJECT:  
300 KT POLYETHYLENE PLANT  
ARYA SASOL POLYMER COMPANY (ASPC)

MC:  
ISEDCO  
SAZEH CONSULTANTS

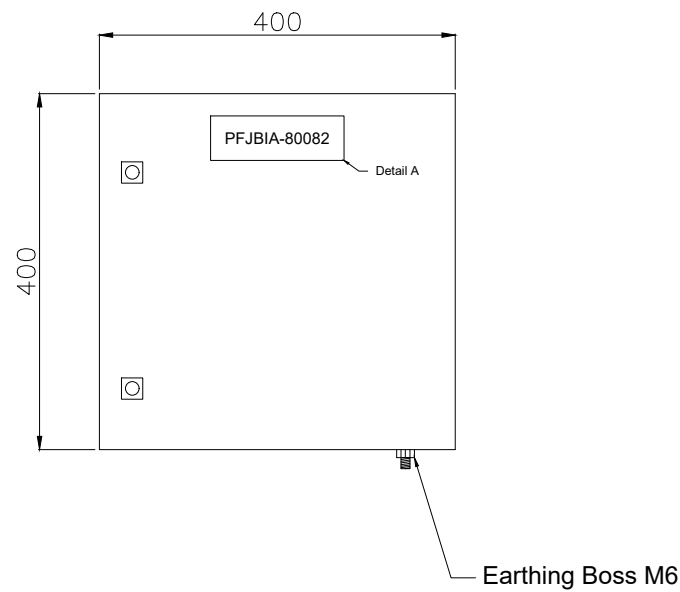
CONTRACTOR:  
SAZEH CONSULTANTS  
VENDOR:  
DYPNF

DRAWING TITLE:  
PANEL LAYOUT DRAWING  
LOCAL CONTROL PANEL 44LCP-8004021

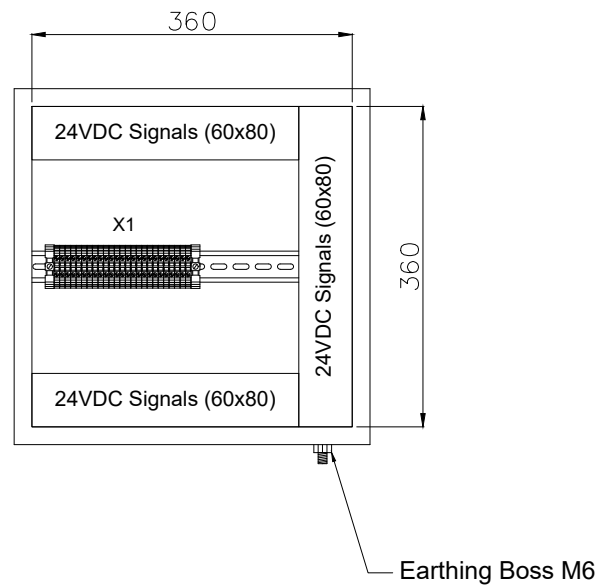
OWNER PROJECT NO.	VENDOR DWG.	MR NO.	VENDOR CODE	DISCIPLINE	UNIT	TYPE	SEQ.
3944	VD	0171	DYP	RE	400	DWG	0003
SCALE:	NONE	SIZE:	A0	SHEET NO.	11 OF 34	REV.	04

# PFJBIA-80082

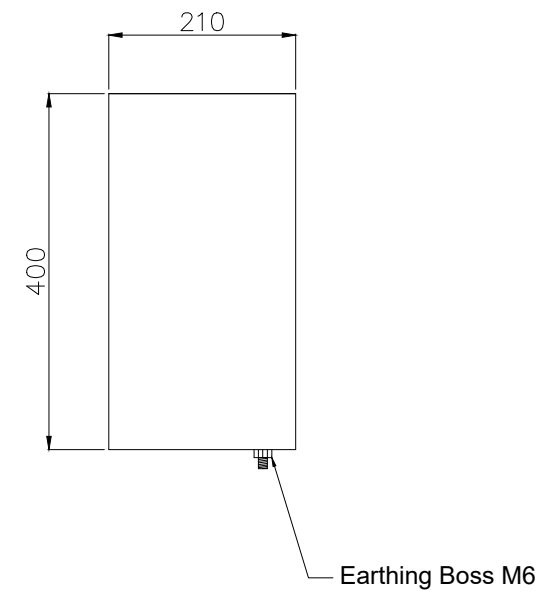
## Front Side (Outside) View



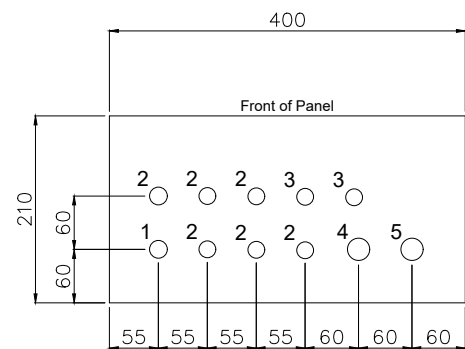
## Front Side (Inside) View



## Side (Outside) View



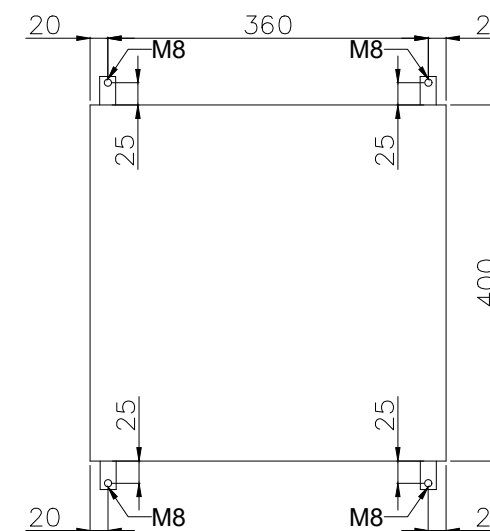
## Bottom View



## Gland Entry Details

1. M20 - 1x (Breather)
2. M20 - 6x (Cables from Transmitters)
3. M20 - 2x (Spare)
4. M25 - 1x (Multipair Cable from Customer)
5. M25 - 1x (Spare)

## Back (Outside) View Mounting Details



### GENERAL NOTES

- NOTES
1. PANEL DIMENSIONS: 400x400x210mm
  2. PANEL MATERIAL: SS316L STAINLESS STEEL
  3. PANEL COLOR: RAL7032 (GRAY)
  4. PANEL WALL THICKNESS: 1.6mm
  5. PANEL WEIGHT: ~15Kg
  6. PANEL WILL BE RIGHT HINGED
  7. AREA CLASSIFICATION: Ex II 3G IIC T3 Eex'e'
  8. AMBIENT TEMPERATURE: 5°C/+48°C
  9. INGRESS PROTECTION: IP65
  10. CABLE RACEWAYS SHALL HAVE NO LESS THAN 20% SPARE CAPACITY.
  11. DIN RAIL TYPE: NS35
  12. SPARES WILL BE PLUGGED WITH SUS EX PLUG
  13. GLANDS WILL BE Ex'd IP65 NICKEL PLATED BRASS TYPE GLANDS
  14. ALL DIMENSIONS IN mm.
  15. EXTERNAL EARTH BOLT AND RELATED PARTS ARE ALL COPPER.

REF DRAWINGS	DWG.No.
Wiring Diagram	3944-VD-0171-DYP-RE-400-DIA-0002
I/O List	3944-VD-0171-DYP-RE-400-LST-0080
E&I System Config Diag.	3944-VD-0171-DYP-RE-400-DIA-0078

### LEGEND

RESULT CODE:  AP  AN  CO  RE RESUBMISSION DATE:

NEXT STATUS:  IFI  IFA  JAF  ASB/IFIN

Approval or review hereunder shall not be construed to relieve Vendor/ Subcontractor of his responsibilities and liability under the Contract.

P.O. NO.:

M.R. NO.:

ITEM NO. (EQUIPMENT NO.):

VENDRO JOB NO.:

REV.	DATE	PURPOSE OF ISSUE (P.O.I.)	PREP.	CHKD.	APPR.	AC.
04	31/Oct/25	ISSUED FOR APPROVAL	RT	RB	SC	-
03	26/Aug/25	ISSUED FOR APPROVAL	RT	RB	SC	-
02	16/Jul/25	ISSUED FOR APPROVAL	RT	RB	SC	-
01	25/Apr/25	ISSUED FOR APPROVAL	RT	RB	SC	-
00	24/Mar/25	ISSUED FOR APPROVAL	RT	RB	SC	-

OWNER:



PROJECT:

300 KT POLYETHYLENE PLANT  
ARYA SASOL POLYMER COMPANY (ASPC)

MC:



CONTRACTOR:



VENDOR:



DRAWING TITLE:  
PANEL LAYOUT DRAWING  
LOCAL CONTROL PANEL PFJBIA-80082

OWNER DOC. NO.

OWNER PROJECT NO.	VENDOR DWG.	MR NO.	VENDOR CODE	DISCIPLINE	UNIT	TYPE	SEQ.
3944	VD	0171	DYP	RE	400	DWG	0003

SCALE: NONE SIZE: A0 SHEET NO. 12 OF 34 REV. 04

No.	Description	Tag Number	Make	Model	Qty.
1	Running Indication Lamp (Green)	3H4	TBD	TBD	1
2	Fault Indication Lamp (Amber)	3H6	TBD	TBD	1
3	Start Pushbutton (Green)	2S4	TBD	TBD	1
4	Stop Pushbutton (Red)	2S6	TBD	TBD	1
5	Lamp Test Pushbutton (Black)	2S8	TBD	TBD	1
Terminal Strip Definition					
X1	Connection Pushbuttons & Lamps	X1	Phoenix Contact	3044102	21

GENERAL NOTES

NOTES  
1. BILL OF MATERIALS (BOM) AS PER THE LATEST WIRING DIAGRAM.

REF DRAWINGS	DWG.No.
Wiring Diagram	3944-VD-0171-DYP-RE-400-DIA-0002
I/O List	3944-VD-0171-DYP-RE-400-LST-0080
E&I System Config Diag.	3944-VD-0171-DYP-RE-400-DIA-0078

LEGEND

RESULT CODE:  AP  AN  CO  RE

NEXT STATUS:  IFI  IFA  AFC  ASB/IFIN

Approval or review hereunder shall not be construed to relieve Vendor/ Subcontractor of his responsibilities and liability under the Contract.

P.O. NO.:  
M.R. NO.:  
ITEM NO. (EQUIPMENT NO.):  
VENDRO JOB NO.:

REV.	DATE	PURPOSE OF ISSUE (P.O.I.)	PREP.	CHKD.	APPR.	AC.
04	31/Oct/25	ISSUED FOR APPROVAL	RT	RB	SC	-
03	26/Aug/25	ISSUED FOR APPROVAL	RT	RB	SC	-
02	16/Jul/25	ISSUED FOR APPROVAL	RT	RB	SC	-
01	25/Apr/25	ISSUED FOR APPROVAL	RT	RB	SC	-
00	24/Mar/25	ISSUED FOR APPROVAL	RT	RB	SC	-

OWNER:  


PROJECT:  
300 KT POLYETHYLENE PLANT  
ARYA SASOL POLYMER COMPANY (ASPC)

MC:  
 

CONTRACTOR:  
 

VENDOR:  

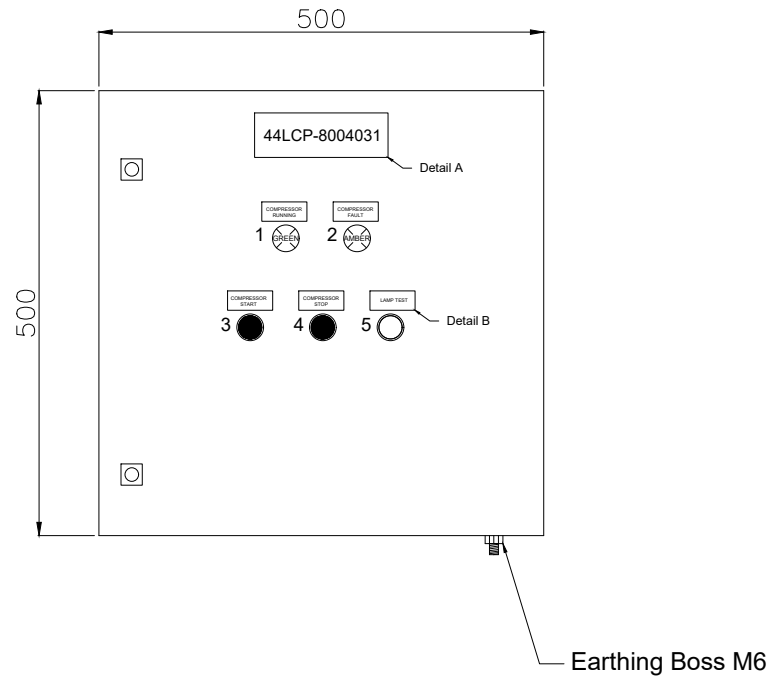

DRAWING TITLE:  
PANEL LAYOUT DRAWING  
BILL OF MATERIALS FOR  
LOCAL CONTROL PANEL 44LCP-8004031

OWNER PROJECT NO.	VENDOR DWG.	MR NO.	VENDOR CODE	DISCIPLINE	UNIT	TYPE	SEQ.
3944	VD	0171	DYP	RE	400	DWG	0003

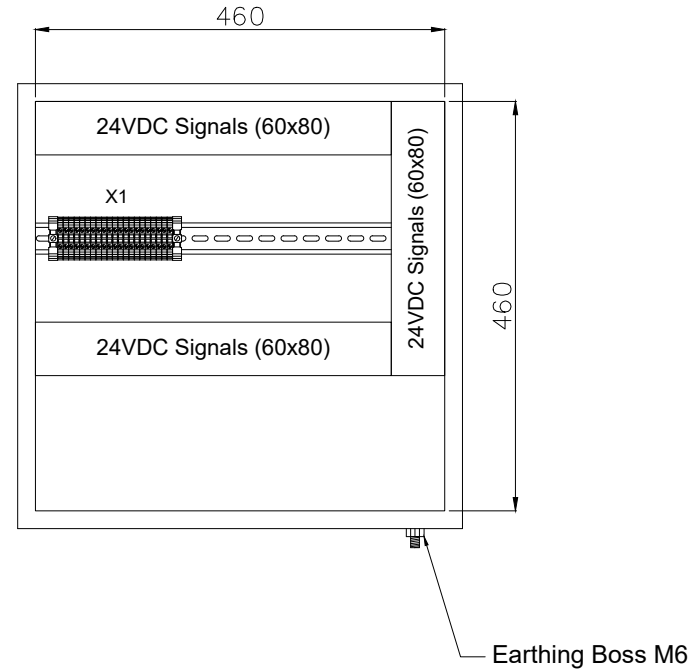
SCALE: NONE SIZE: A0 SHEET NO. 13 OF 34 REV. 04

# 44LCP-8004031

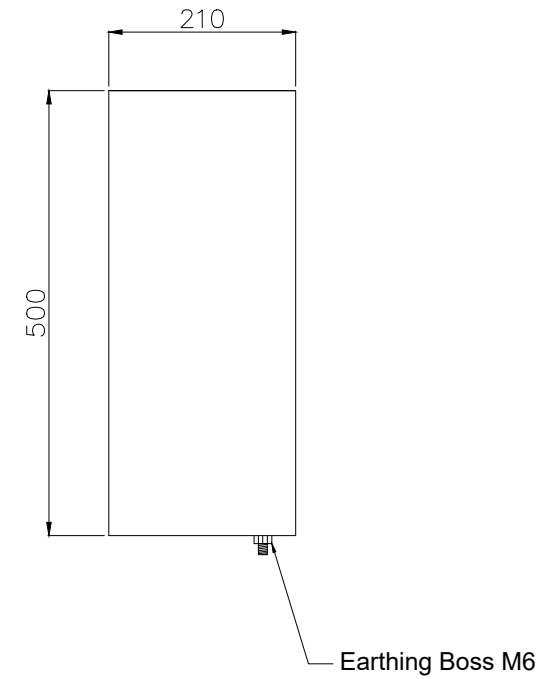
## Front Side (Outside) View



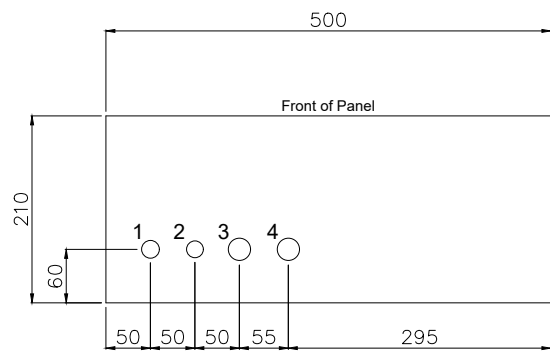
## Front Side (Inside) View



## Side (Outside) View



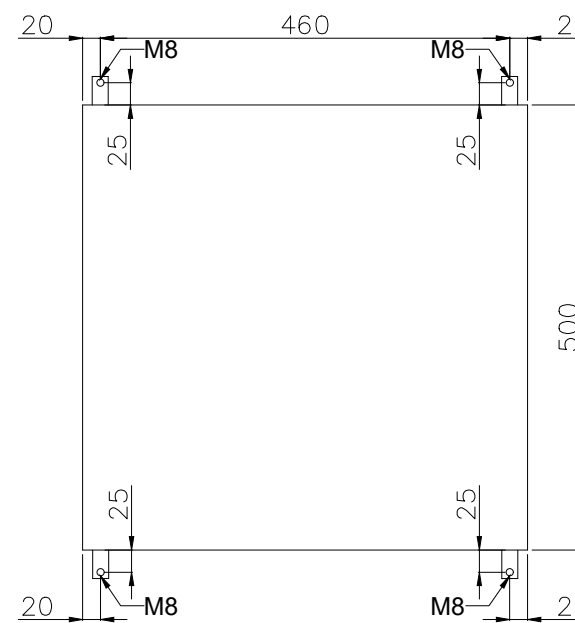
## Bottom View



## Gland Entry Details

1. M20 - 1x (Breather)
2. M20 - 1x (Spare)
3. M25 - 1x (Cable for Pushbuttons & Lamps)
4. M25 - 1x (Spare)

## Back (Outside) View Mounting Details



### GENERAL NOTES

- NOTES
1. PANEL DIMENSIONS: 500x500x210mm
  2. PANEL MATERIAL: SS316L STAINLESS STEEL
  3. PANEL COLOR: RAL7032 (GRAY)
  4. PANEL WALL THICKNESS: 1.6mm
  5. PANEL WEIGHT: ~20Kg
  6. PANEL WILL BE RIGHT HINGED
  7. AREA CLASSIFICATION: Ex II 3G IIC T3 Eex'e'
  8. AMBIENT TEMPERATURE: 5°C/+48°C
  9. INGRESS PROTECTION: IP65
  10. CABLE RACEWAYS SHALL HAVE NO LESS THAN 20% SPARE CAPACITY.
  11. DIN RAIL TYPE: NS35
  12. SPARES WILL BE PLUGGED WITH SUS EX PLUG
  13. GLANDS WILL BE Ex'd IP65 NICKEL PLATED BRASS TYPE GLANDS
  14. ALL DIMENSIONS IN mm.
  15. EXTERNAL EARTH BOLT AND RELATED PARTS ARE ALL COPPER.
  16. INDICATION LAMP VOLTAGE: 24VDC

REF DRAWINGS	DWG.No.
Wiring Diagram	3944-VD-0171-DYP-RE-400-DIA-0002
I/O List	3944-VD-0171-DYP-RE-400-LST-0080
E&I System Config Diag.	3944-VD-0171-DYP-RE-400-DIA-0078

### LEGEND

RESULT CODE:  AP  AN  CO  RE RESUBMISSION DATE:

NEXT STATUS:  IFI  IFA  JAF  ASB/IFIN

Approval or review hereunder shall not be construed to relieve Vendor/ Subcontractor of his responsibilities and liability under the Contract.

P.O. NO.:

M.R. NO.:

ITEM NO. (EQUIPMENT NO.):

VENDOR JOB NO.:

REV.	DATE	PURPOSE OF ISSUE (P.O.I.)	PREP.	CHKD.	APPR.	AC.
04	31/Oct/25	ISSUED FOR APPROVAL	RT	RB	SC	-
03	26/Aug/25	ISSUED FOR APPROVAL	RT	RB	SC	-
02	16/Jul/25	ISSUED FOR APPROVAL	RT	RB	SC	-
01	25/Apr/25	ISSUED FOR APPROVAL	RT	RB	SC	-
00	24/Mar/25	ISSUED FOR APPROVAL	RT	RB	SC	-

OWNER:



PROJECT:

300 KT POLYETHYLENE PLANT  
ARYA SASOL POLYMER COMPANY (ASPC)

MC:



CONTRACTOR:



VENDOR:



DRAWING TITLE:

PANEL LAYOUT DRAWING  
LOCAL CONTROL PANEL 44LCP-8004031

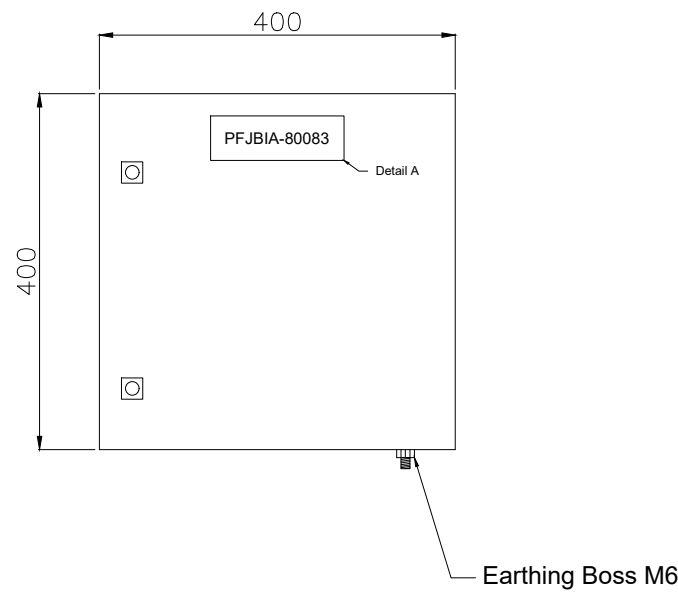
OWNER PROJECT NO. VENDOR DWG. MR NO. VENDOR CODE DISCIPLINE UNIT TYPE SEQ.

3944 VD 0171 DYP RE 400 DWG 0003

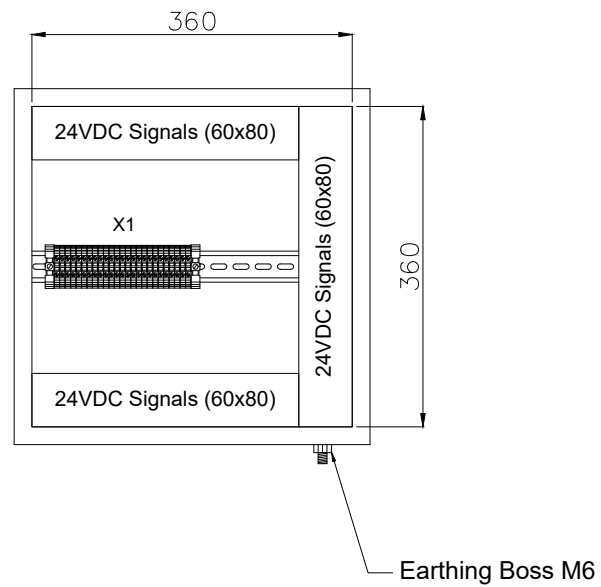
SCALE: NONE SIZE: A0 SHEET NO. 14 OF 34 REV. 04

# PFJBIA-80083

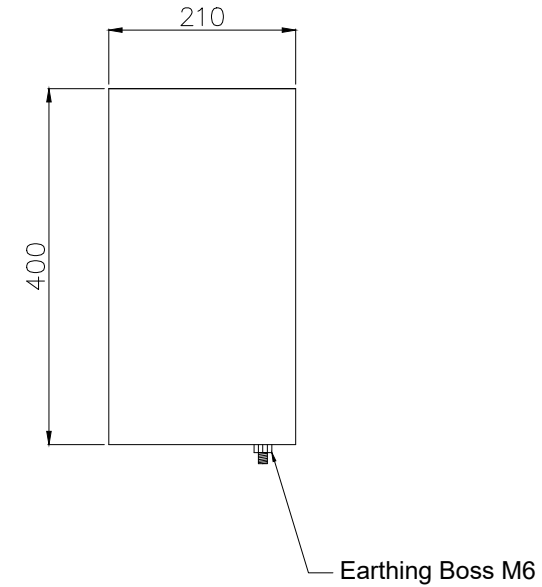
## Front Side (Outside) View



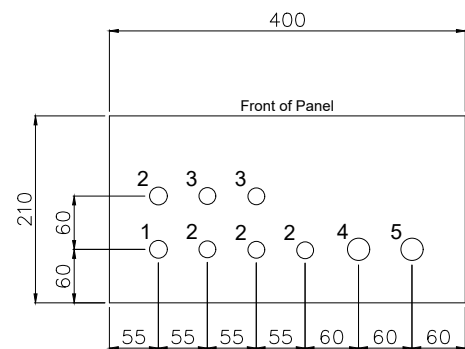
## Front Side (Inside) View



## Side (Outside) View



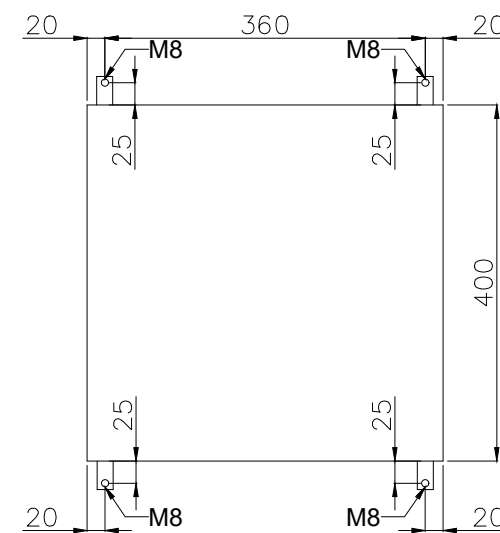
## Bottom View



## Gland Entry Details

1. M20 - 1x (Breather)
2. M20 - 4x (Cables from Transmitters)
3. M20 - 2x (Spare)
4. M25 - 1x (Multipair Cable from Customer)
5. M25 - 1x (Spare)

## Back (Outside) View Mounting Details



### GENERAL NOTES

- NOTES
1. PANEL DIMENSIONS: 400x400x210mm
  2. PANEL MATERIAL: SS316L STAINLESS STEEL
  3. PANEL COLOR: RAL7032 (GRAY)
  4. PANEL WALL THICKNESS: 1.6mm
  5. PANEL WEIGHT: ~15Kg
  6. PANEL WILL BE RIGHT HINGED
  7. AREA CLASSIFICATION: Ex II 3G IIC T3 Eex'e'
  8. AMBIENT TEMPERATURE: 5°C/+48°C
  9. INGRESS PROTECTION: IP65
  10. CABLE RACEWAYS SHALL HAVE NO LESS THAN 20% SPARE CAPACITY.
  11. DIN RAIL TYPE: NS35
  12. SPARES WILL BE PLUGGED WITH SUS EX PLUG
  13. GLANDS WILL BE Ex'd IP65 NICKEL PLATED BRASS TYPE GLANDS
  14. ALL DIMENSIONS IN mm.
  15. EXTERNAL EARTH BOLT AND RELATED PARTS ARE ALL COPPER.

REF DRAWINGS	DWG.No.
Wiring Diagram	3944-VD-0171-DYP-RE-400-DIA-0002
I/O List	3944-VD-0171-DYP-RE-400-LST-0080
E&I System Config Diag.	3944-VD-0171-DYP-RE-400-DIA-0078

### LEGEND

RESULT CODE:  AP  AN  CO  RE RESUBMISSION DATE:

NEXT STATUS:  IFI  IFA  JAC  ASB/IFIN

Approval or review hereunder shall not be construed to relieve Vendor/ Subcontractor of his responsibilities and liability under the Contract.

P.O. NO.:

M.R. NO.:

ITEM NO. (EQUIPMENT NO.):

VENDRO JOB NO.:

REV.	DATE	PURPOSE OF ISSUE (P.O.I.)	PREP.	CHKD.	APPR.	AC.
04	31/Oct/25	ISSUED FOR APPROVAL	RT	RB	SC	-
03	26/Aug/25	ISSUED FOR APPROVAL	RT	RB	SC	-
02	16/Jul/25	ISSUED FOR APPROVAL	RT	RB	SC	-
01	25/Apr/25	ISSUED FOR APPROVAL	RT	RB	SC	-
00	24/Mar/25	ISSUED FOR APPROVAL	RT	RB	SC	-

OWNER:



PROJECT:

300 KT POLYETHYLENE PLANT  
ARYA SASOL POLYMER COMPANY (ASPC)

MC:



CONTRACTOR:



VENDOR:



DRAWING TITLE:  
PANEL LAYOUT DRAWING  
LOCAL CONTROL PANEL PFJBIA-80083

OWNER DOC. NO.

OWNER PROJECT NO.	VENDOR DWG.	MR NO.	VENDOR CODE	DISCIPLINE	UNIT	TYPE	SEQ.
3944	VD	0171	DYP	RE	400	DWG	0003

SCALE: NONE SIZE: A0 SHEET NO. 15 OF 34 REV. 04

No.	Description	Tag Number	Make	Model	Qty.
1	Running Indication Lamp (Green)	3H4	TBD	TBD	1
2	Fault Indication Lamp (Amber)	3H6	TBD	TBD	1
3	Start Pushbutton (Green)	2S4	TBD	TBD	1
4	Stop Pushbutton (Red)	2S6	TBD	TBD	1
5	Lamp Test Pushbutton (Black)	2S8	TBD	TBD	1
Terminal Strip Definition					
X1	Connection Pushbuttons & Lamps	X1	Phoenix Contact	3044102	21

GENERAL NOTES

NOTES  
1. BILL OF MATERIALS (BOM) AS PER THE LATEST WIRING DIAGRAM.

REF DRAWINGS	DWG.No.
Wiring Diagram	3944-VD-0171-DYP-RE-400-DIA-0002
I/O List	3944-VD-0171-DYP-RE-400-LST-0080
E&I System Config Diag.	3944-VD-0171-DYP-RE-400-DIA-0078

LEGEND

RESULT CODE:  AP  AN  CO  RE

NEXT STATUS:  IFI  IFA  AFC  ASB/IFIN

Approval or review hereunder shall not be construed to relieve Vendor/ Subcontractor of his responsibilities and liability under the Contract.

P.O. NO.:  
M.R. NO.:  
ITEM NO. (EQUIPMENT NO.):  
VENDRO JOB NO.:

REV.	DATE	PURPOSE OF ISSUE (P.O.I.)	PREP.	CHKD.	APPR.	AC.
04	31/Oct/25	ISSUED FOR APPROVAL	RT	RB	SC	-
03	26/Aug/25	ISSUED FOR APPROVAL	RT	RB	SC	-
02	16/Jul/25	ISSUED FOR APPROVAL	RT	RB	SC	-
01	25/Apr/25	ISSUED FOR APPROVAL	RT	RB	SC	-
00	24/Mar/25	ISSUED FOR APPROVAL	RT	RB	SC	-

OWNER:  


PROJECT:  
300 KT POLYETHYLENE PLANT  
ARYA SASOL POLYMER COMPANY (ASPC)

MC:  
 

CONTRACTOR:  
 

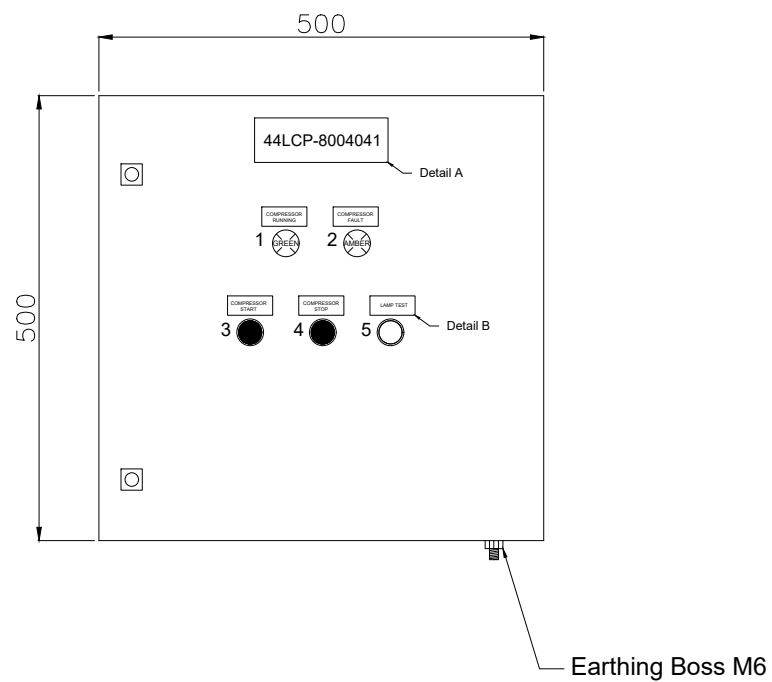
VENDOR:  


DRAWING TITLE:  
PANEL LAYOUT DRAWING  
BILL OF MATERIALS FOR  
LOCAL CONTROL PANEL 44LCP-8004041

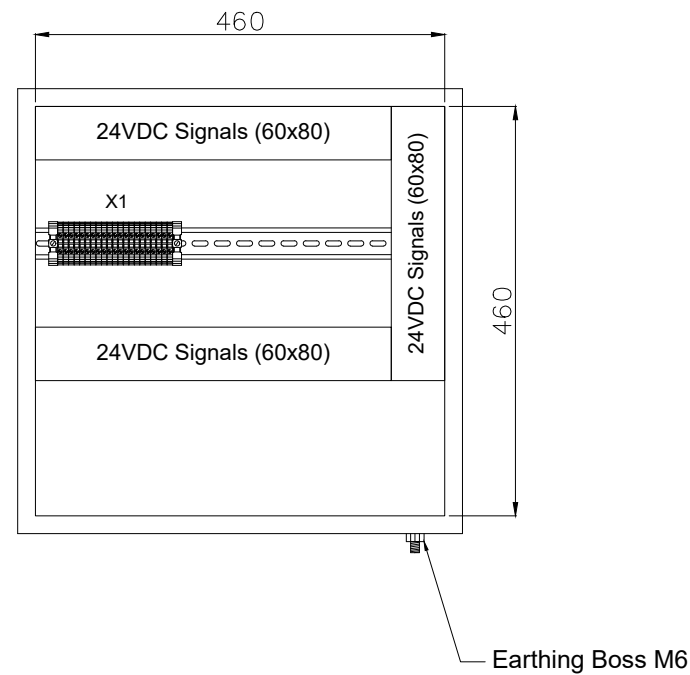
OWNER PROJECT NO.	VENDOR DWG.	MR NO.	VENDOR CODE	DISCIPLINE	UNIT	TYPE	SEQ.
3944	VD	0171	DYP	RE	400	DWG	0003
SCALE:	NONE	SIZE:	A0	SHEET NO.	16 OF 34	REV.	04

# 44LCP-8004041

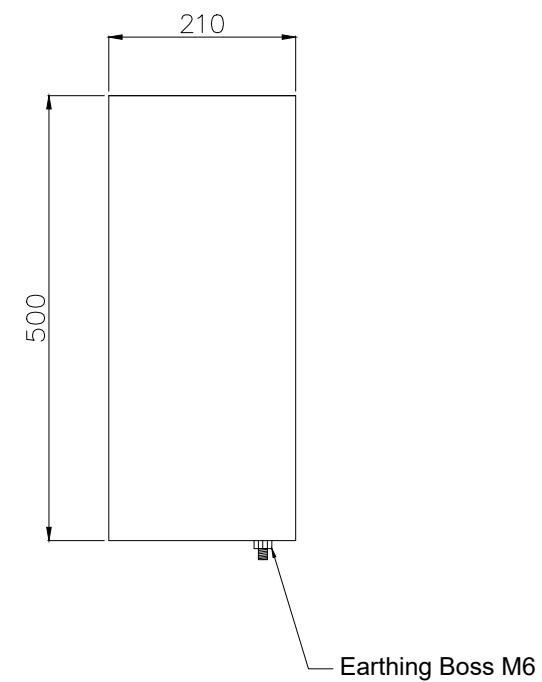
## Front Side (Outside) View



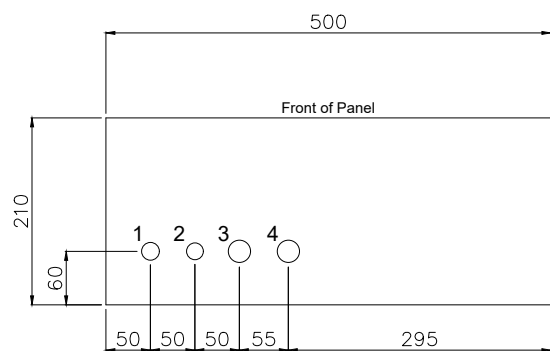
## Front Side (Inside) View



## Side (Outside) View



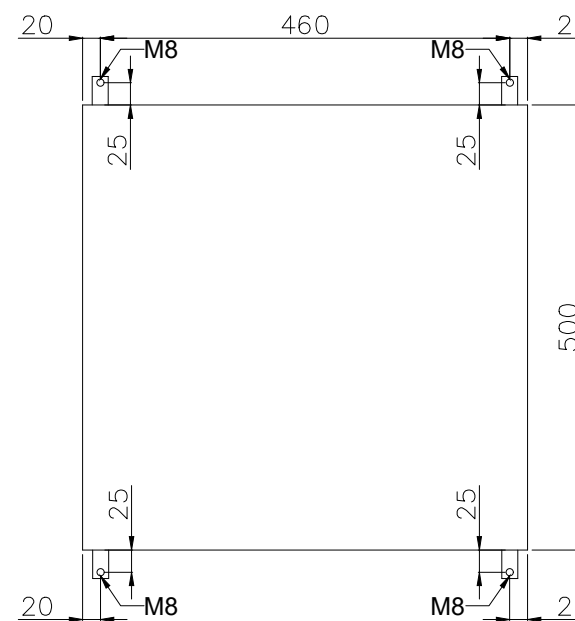
## Bottom View



## Gland Entry Details

1. M20 - 1x (Breather)
2. M20 - 1x (Spare)
3. M25 - 1x (Cable for Pushbuttons & Lamps)
4. M25 - 1x (Spare)

## Back (Outside) View Mounting Details



### GENERAL NOTES

- NOTES
1. PANEL DIMENSIONS: 500x500x210mm
  2. PANEL MATERIAL: SS316L STAINLESS STEEL
  3. PANEL COLOR: RAL7032 (GRAY)
  4. PANEL WALL THICKNESS: 1.6mm
  5. PANEL WEIGHT: ~20Kg
  6. PANEL WILL BE RIGHT HINGED
  7. AREA CLASSIFICATION: Ex II 3G IIC T3 Eex'e'
  8. AMBIENT TEMPERATURE: 5°C/+48°C
  9. INGRESS PROTECTION: IP65
  10. CABLE RACEWAYS SHALL HAVE NO LESS THAN 20% SPARE CAPACITY.
  11. DIN RAIL TYPE: NS35
  12. SPARES WILL BE PLUGGED WITH SUS Ex PLUG
  13. GLANDS WILL BE Ex'd IP65 NICKEL PLATED BRASS TYPE GLANDS
  14. ALL DIMENSIONS IN mm.
  15. EXTERNAL EARTH BOLT AND RELATED PARTS ARE ALL COPPER.
  16. INDICATION LAMP VOLTAGE: 24VDC

REF DRAWINGS	DWG.No.
Wiring Diagram	3944-VD-0171-DYP-RE-400-DIA-0002
I/O List	3944-VD-0171-DYP-RE-400-LST-0080
E&I System Config Diag.	3944-VD-0171-DYP-RE-400-DIA-0078

### LEGEND

RESULT CODE:  AP  AN  CO  RE RESUBMISSION DATE:

NEXT STATUS:  IFI  IFA  JAF  ASB/IFIN

Approval or review hereunder shall not be construed to relieve Vendor/ Subcontractor of his responsibilities and liability under the Contract.

P.O. NO.:

M.R. NO.:

ITEM NO. (EQUIPMENT NO.):

VENDOR JOB NO.:

REV.	DATE	PURPOSE OF ISSUE (P.O.I.)	PREP.	CHKD.	APPR.	AC.
04	31/Oct/25	ISSUED FOR APPROVAL	RT	RB	SC	-
03	26/Aug/25	ISSUED FOR APPROVAL	RT	RB	SC	-
02	16/Jul/25	ISSUED FOR APPROVAL	RT	RB	SC	-
01	25/Apr/25	ISSUED FOR APPROVAL	RT	RB	SC	-
00	24/Mar/25	ISSUED FOR APPROVAL	RT	RB	SC	-

OWNER:



PROJECT:  
300 KT POLYETHYLENE PLANT  
ARYA SASOL POLYMER COMPANY (ASPC)

MC:  
ISEDCO  
گروه صنعتی ایزدکو

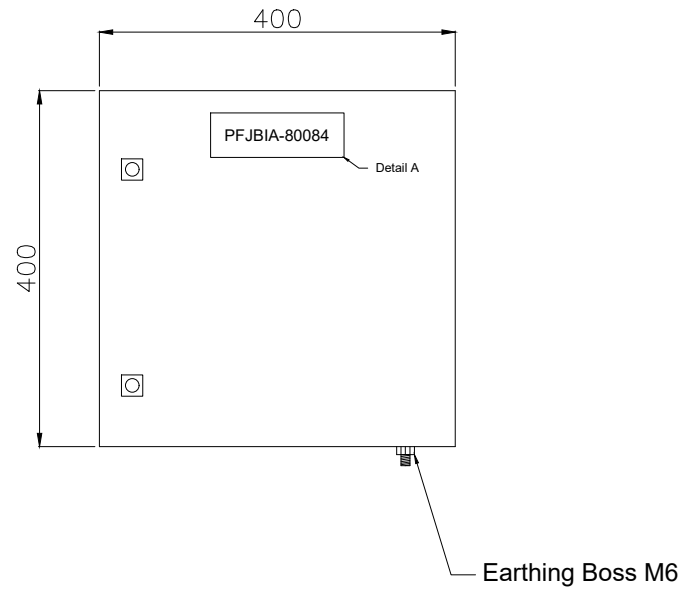
CONTRACTOR: SAZEH CONSULTANTS  
VENDOR: DYPNF

DRAWING TITLE:  
PANEL LAYOUT DRAWING  
LOCAL CONTROL PANEL 44LCP-8004041

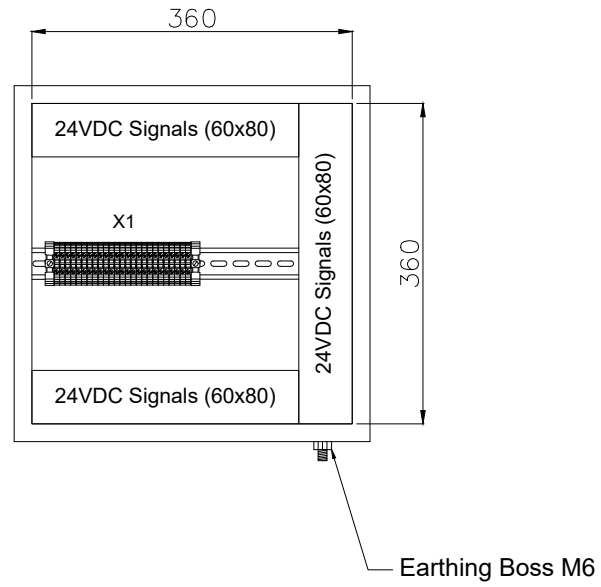
OWNER PROJECT NO.	VENDOR DWG.	MR NO.	VENDOR CODE	DISCIPLINE	UNIT	TYPE	SEQ.
3944	VD	0171	DYP	RE	400	DWG	0003
SCALE: NONE	SIZE: A0	SHEET NO. 17	OF 34	REV. 04			

# PFJBIA-80084

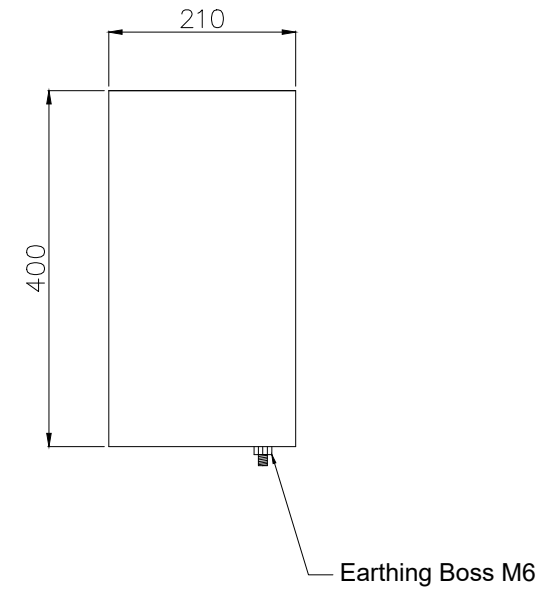
## Front Side (Outside) View



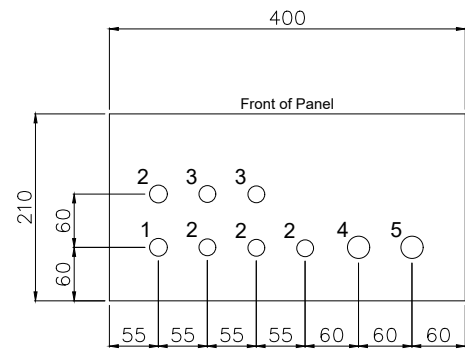
## Front Side (Inside) View



## Side (Outside) View



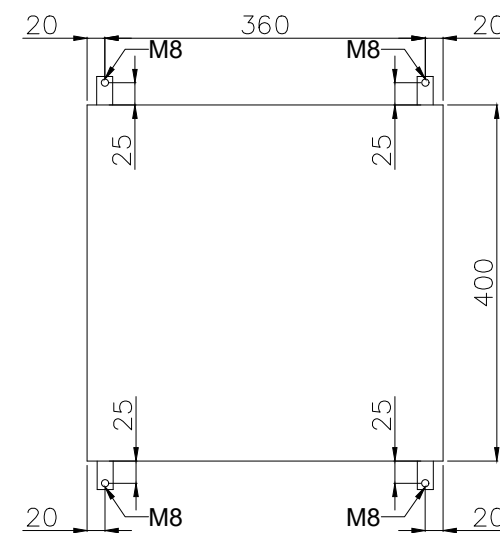
## Bottom View



## Gland Entry Details

1. M20 - 1x (Breather)
2. M20 - 4x (Cables from Transmitters)
3. M20 - 2x (Spare)
4. M25 - 1x (Multipair Cable from Customer)
5. M25 - 1x (Spare)

## Back (Outside) View Mounting Details



### GENERAL NOTES

- NOTES
1. PANEL DIMENSIONS: 400x400x210mm
  2. PANEL MATERIAL: SS316L STAINLESS STEEL
  3. PANEL COLOR: RAL7032 (GRAY)
  4. PANEL WALL THICKNESS: 1.6mm
  5. PANEL WEIGHT: ~15Kg
  6. PANEL WILL BE RIGHT HINGED
  7. AREA CLASSIFICATION: Ex II 3G IIC T3 Eex'e'
  8. AMBIENT TEMPERATURE: 5°C/+48°C
  9. INGRESS PROTECTION: IP65
  10. CABLE RACEWAYS SHALL HAVE NO LESS THAN 20% SPARE CAPACITY.
  11. DIN RAIL TYPE: NS35
  12. SPARES WILL BE PLUGGED WITH SUS EX PLUG
  13. GLANDS WILL BE Ex'd IP65 NICKEL PLATED BRASS TYPE GLANDS
  14. ALL DIMENSIONS IN mm.
  15. EXTERNAL EARTH BOLT AND RELATED PARTS ARE ALL COPPER.

REF DRAWINGS	DWG.No.
Wiring Diagram	3944-VD-0171-DYP-RE-400-DIA-0002
I/O List	3944-VD-0171-DYP-RE-400-LST-0080
E&I System Config Diag.	3944-VD-0171-DYP-RE-400-DIA-0078

### LEGEND

RESULT CODE:  AP  AN  CO  RE RESUBMISSION DATE:

NEXT STATUS:  IFI  IFA  JAF  ASB/IFIN

Approval or review hereunder shall not be construed to relieve Vendor/ Subcontractor of his responsibilities and liability under the Contract.

P.O. NO.:

M.R. NO.:

ITEM NO. (EQUIPMENT NO.):

VENDRO JOB NO.:

REV.	DATE	PURPOSE OF ISSUE (P.O.I.)	PREP.	CHKD.	APPR.	AC.
04	31/Oct/25	ISSUED FOR APPROVAL	RT	RB	SC	-
03	26/Aug/25	ISSUED FOR APPROVAL	RT	RB	SC	-
02	16/Jul/25	ISSUED FOR APPROVAL	RT	RB	SC	-
01	25/Apr/25	ISSUED FOR APPROVAL	RT	RB	SC	-
00	24/Mar/25	ISSUED FOR APPROVAL	RT	RB	SC	-

OWNER:



PROJECT:

300 KT POLYETHYLENE PLANT  
ARYA SASOL POLYMER COMPANY (ASPC)

MC:



CONTRACTOR:



DRAWING TITLE:  
PANEL LAYOUT DRAWING  
LOCAL CONTROL PANEL PFJBIA-80084

OWNER PROJECT NO.	VENDOR DWG.	MR NO.	VENDOR CODE	DISCIPLINE	UNIT	TYPE	SEQ.	
3944	VD	0171	DYP	RE	400	DWG	0003	
SCALE:	NONE	SIZE:	A0	SHEET NO.	18	OF 34	REV.	04

No.	Description	Tag Number	Make	Model	Qty.
1	Running Indication Lamp (Green)	3H4	TBD	TBD	1
2	Fault Indication Lamp (Amber)	3H6	TBD	TBD	1
3	Start Pushbutton (Green)	2S4	TBD	TBD	1
4	Stop Pushbutton (Red)	2S6	TBD	TBD	1
5	Lamp Test Pushbutton (Black)	2S8	TBD	TBD	1
Terminal Strip Definition					
X1	Connection Pushbuttons & Lamps	X1	Phoenix Contact	3044102	21

GENERAL NOTES

NOTES  
1. BILL OF MATERIALS (BOM) AS PER THE LATEST WIRING DIAGRAM.

REF DRAWINGS	DWG.No.
Wiring Diagram	3944-VD-0171-DYP-RE-400-DIA-0002
I/O List	3944-VD-0171-DYP-RE-400-LST-0080
E&I System Config Diag.	3944-VD-0171-DYP-RE-400-DIA-0078

LEGEND

RESULT CODE:  AP  AN  CO  RE

NEXT STATUS:  IFI  IFA  AFC  ASB/IFIN

Approval or review hereunder shall not be construed to relieve Vendor/ Subcontractor of his responsibilities and liability under the Contract.

P.O. NO.:  
M.R. NO.:  
ITEM NO. (EQUIPMENT NO.):  
VENDRO JOB NO.:

REV.	DATE	PURPOSE OF ISSUE (P.O.I.)	PREP.	CHKD.	APPR.	AC.
04	31/Oct/25	ISSUED FOR APPROVAL	RT	RB	SC	-
03	26/Aug/25	ISSUED FOR APPROVAL	RT	RB	SC	-
02	16/Jul/25	ISSUED FOR APPROVAL	RT	RB	SC	-
01	25/Apr/25	ISSUED FOR APPROVAL	RT	RB	SC	-
00	24/Mar/25	ISSUED FOR APPROVAL	RT	RB	SC	-

OWNER:  


PROJECT:  
300 KT POLYETHYLENE PLANT  
ARYA SASOL POLYMER COMPANY (ASPC)

MC:  
 

CONTRACTOR:  
 

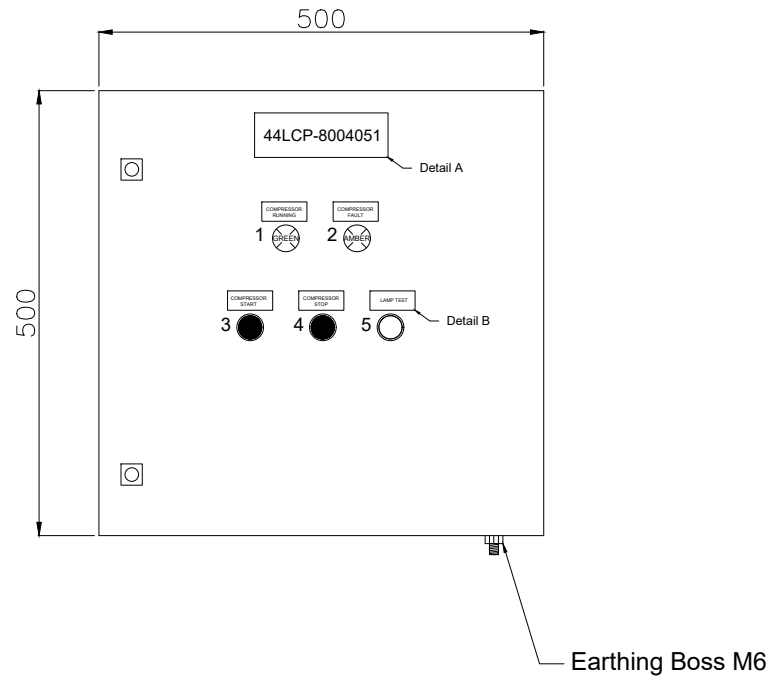
VENDOR:  


DRAWING TITLE:  
PANEL LAYOUT DRAWING  
BILL OF MATERIALS FOR  
LOCAL CONTROL PANEL 44LCP-8004051

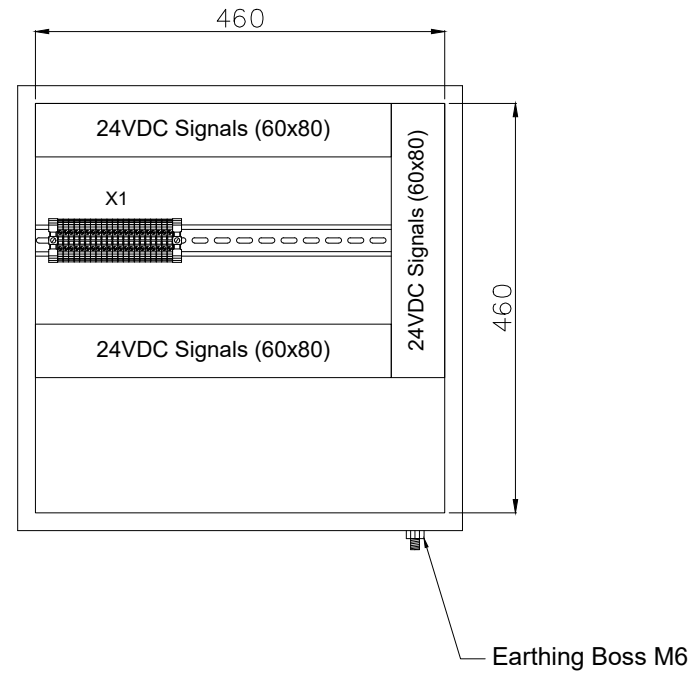
OWNER PROJECT NO.	VENDOR DWG.	MR NO.	VENDOR CODE	DISCIPLINE	UNIT	TYPE	SEQ.
3944	VD	0171	DYP	RE	400	DWG	0003
SCALE:	NONE	SIZE:	A0	SHEET NO.	19 OF 34	REV.	04

# 44LCP-8004051

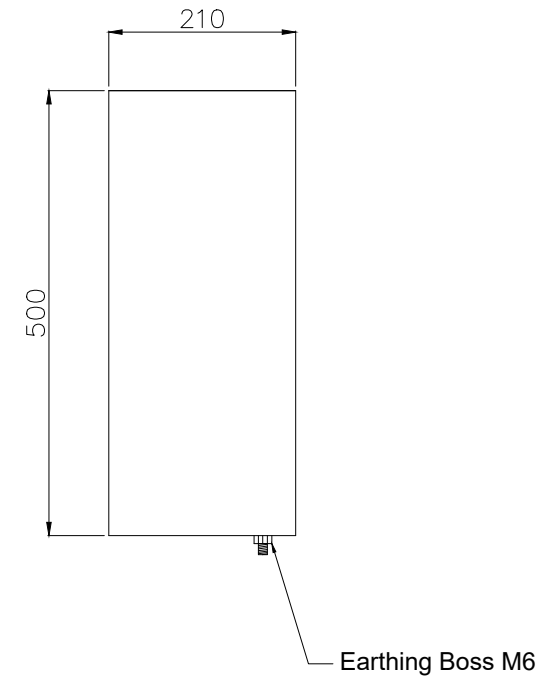
## Front Side (Outside) View



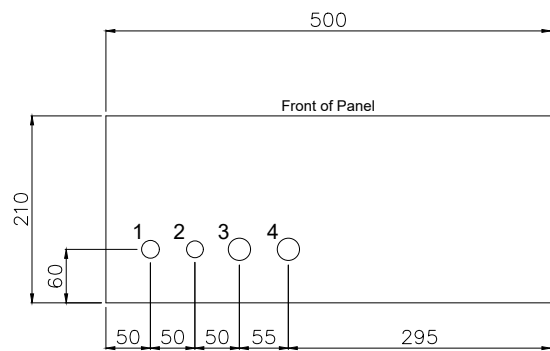
## Front Side (Inside) View



## Side (Outside) View



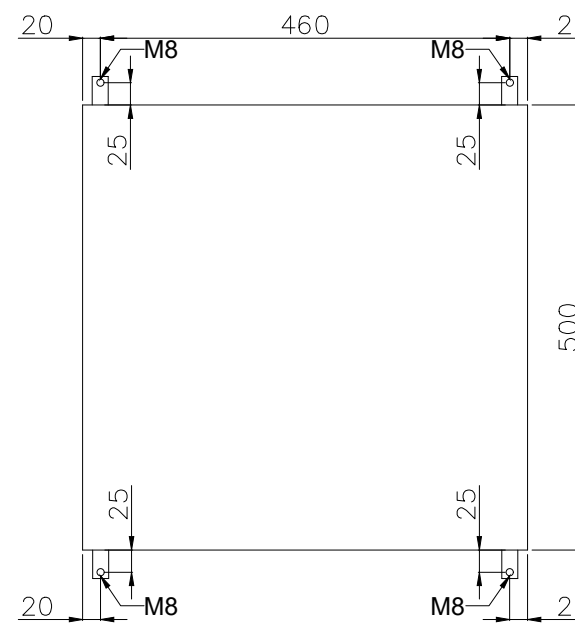
## Bottom View



## Gland Entry Details

1. M20 - 1x (Breather)
2. M20 - 1x (Spare)
3. M25 - 1x (Cable for Pushbuttons & Lamps)
4. M25 - 1x (Spare)

## Back (Outside) View Mounting Details



### GENERAL NOTES

- NOTES
1. PANEL DIMENSIONS: 500x500x210mm
  2. PANEL MATERIAL: SS316L STAINLESS STEEL
  3. PANEL COLOR: RAL7032 (GRAY)
  4. PANEL WALL THICKNESS: 1.6mm
  5. PANEL WEIGHT: ~20Kg
  6. PANEL WILL BE RIGHT HINGED
  7. AREA CLASSIFICATION: Ex II 3G IIC T3 Eex'e'
  8. AMBIENT TEMPERATURE: 5°C/+48°C
  9. INGRESS PROTECTION: IP65
  10. CABLE RACEWAYS SHALL HAVE NO LESS THAN 20% SPARE CAPACITY.
  11. DIN RAIL TYPE: NS35
  12. SPARES WILL BE PLUGGED WITH SUS Ex PLUG
  13. GLANDS WILL BE Ex'd IP65 NICKEL PLATED BRASS TYPE GLANDS
  14. ALL DIMENSIONS IN mm.
  15. EXTERNAL EARTH BOLT AND RELATED PARTS ARE ALL COPPER.
  16. INDICATION LAMP VOLTAGE: 24VDC

REF DRAWINGS	DWG.No.
Wiring Diagram	3944-VD-0171-DYP-RE-400-DIA-0002
I/O List	3944-VD-0171-DYP-RE-400-LST-0080
E&I System Config Diag.	3944-VD-0171-DYP-RE-400-DIA-0078

### LEGEND

RESULT CODE:  AP  AN  CO  RE RESUBMISSION DATE:

NEXT STATUS:  IFI  IFA  JAF  ASB/IFIN

Approval or review hereunder shall not be construed to relieve Vendor/ Subcontractor of his responsibilities and liability under the Contract.

P.O. NO.:

M.R. NO.:

ITEM NO. (EQUIPMENT NO.):

VENDOR JOB NO.:

REV.	DATE	PURPOSE OF ISSUE (P.O.I.)	PREP.	CHKD.	APPR.	AC.
04	31/Oct/25	ISSUED FOR APPROVAL	RT	RB	SC	-
03	26/Aug/25	ISSUED FOR APPROVAL	RT	RB	SC	-
02	16/Jul/25	ISSUED FOR APPROVAL	RT	RB	SC	-
01	25/Apr/25	ISSUED FOR APPROVAL	RT	RB	SC	-
00	24/Mar/25	ISSUED FOR APPROVAL	RT	RB	SC	-

OWNER:



PROJECT:  
300 KT POLYETHYLENE PLANT  
ARYA SASOL POLYMER COMPANY (ASPC)

MC:  
ISEDCO  
SAZEH CONSULTANTS

CONTRACTOR:  
SAZEH CONSULTANTS  
VENDOR:  
DYPNF

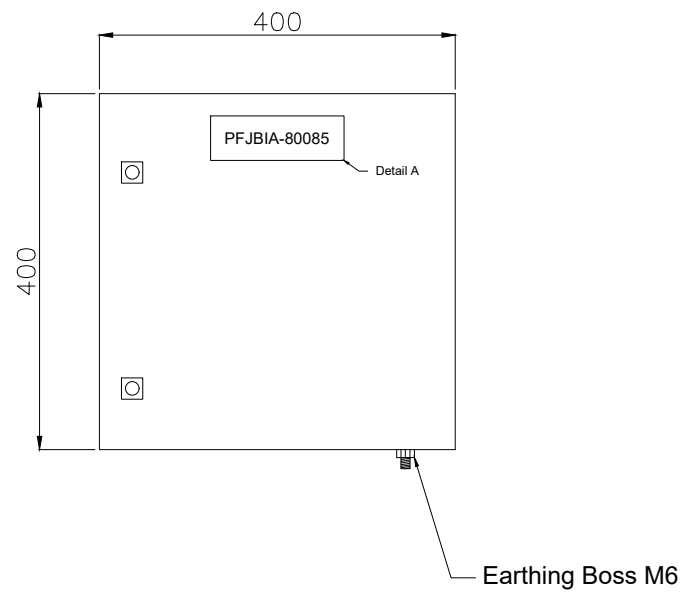
DRAWING TITLE:  
PANEL LAYOUT DRAWING  
LOCAL CONTROL PANEL 44LCP-8004051

OWNER PROJECT NO.	VENDOR DWG.	MR NO.	VENDOR CODE	DISCIPLINE	UNIT	TYPE	SEQ.
3944	VD	0171	DYP	RE	400	DWG	0003

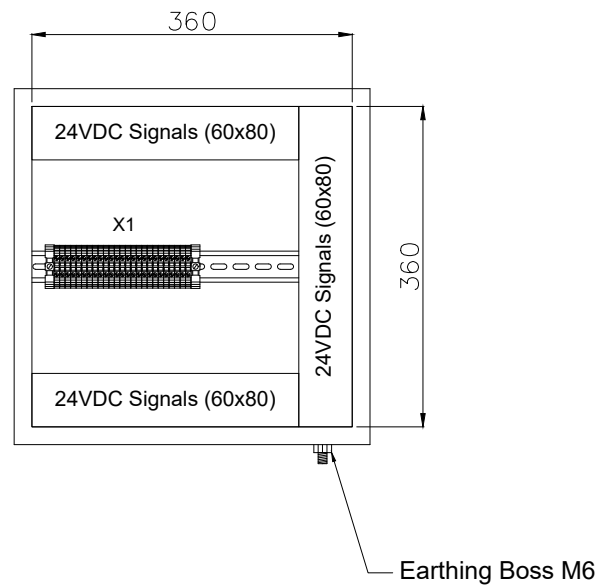
SCALE: NONE SIZE: A0 SHEET NO. 20 OF 34 REV. 04

# PFJBIA-80085

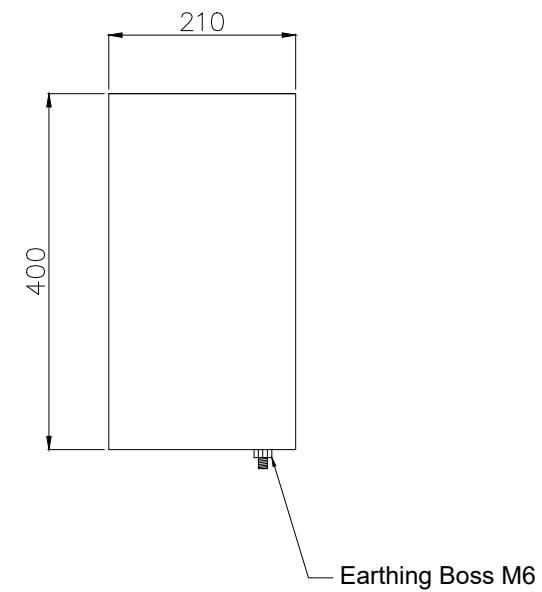
## Front Side (Outside) View



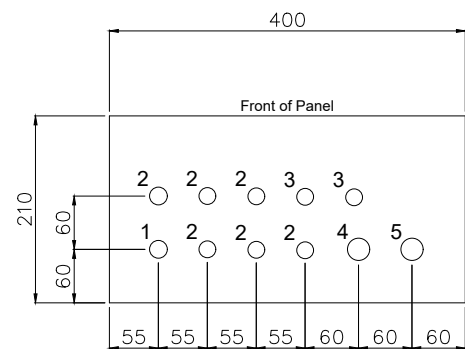
## Front Side (Inside) View



## Side (Outside) View



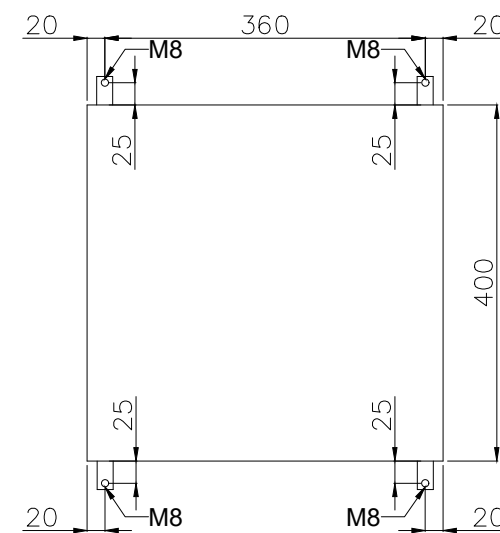
## Bottom View



## Gland Entry Details

1. M20 - 1x (Breather)
2. M20 - 6x (Cables from Transmitters)
3. M20 - 2x (Spare)
4. M25 - 1x (Multipair Cable from Customer)
5. M25 - 1x (Spare)

## Back (Outside) View Mounting Details



### GENERAL NOTES

- NOTES
1. PANEL DIMENSIONS: 400x400x210mm
  2. PANEL MATERIAL: SS316L STAINLESS STEEL
  3. PANEL COLOR: RAL7032 (GRAY)
  4. PANEL WALL THICKNESS: 1.6mm
  5. PANEL WEIGHT: ~15Kg
  6. PANEL WILL BE RIGHT HINGED
  7. AREA CLASSIFICATION: Ex II 3G IIC T3 Eex'e'
  8. AMBIENT TEMPERATURE: 5°C/+48°C
  9. INGRESS PROTECTION: IP65
  10. CABLE RACEWAYS SHALL HAVE NO LESS THAN 20% SPARE CAPACITY.
  11. DIN RAIL TYPE: NS35
  12. SPARES WILL BE PLUGGED WITH SUS EX PLUG
  13. GLANDS WILL BE Ex'd IP65 NICKEL PLATED BRASS TYPE GLANDS
  14. ALL DIMENSIONS IN mm.
  15. EXTERNAL EARTH BOLT AND RELATED PARTS ARE ALL COPPER.

REF DRAWINGS	DWG.No.
Wiring Diagram	3944-VD-0171-DYP-RE-400-DIA-0002
I/O List	3944-VD-0171-DYP-RE-400-LST-0080
E&I System Config Diag.	3944-VD-0171-DYP-RE-400-DIA-0078

### LEGEND

RESULT CODE:  AP  AN  CO  RE RESUBMISSION DATE:

NEXT STATUS:  IFI  IFA  JAC  ASB/IFIN

Approval or review hereunder shall not be construed to relieve Vendor/ Subcontractor of his responsibilities and liability under the Contract.

P.O. NO.:

M.R. NO.:

ITEM NO. (EQUIPMENT NO.):

VENDRO JOB NO.:

REV.	DATE	PURPOSE OF ISSUE (P.O.I.)	PREP.	CHKD.	APPR.	AC.
04	31/Oct/25	ISSUED FOR APPROVAL	RT	RB	SC	-
03	26/Aug/25	ISSUED FOR APPROVAL	RT	RB	SC	-
02	16/Jul/25	ISSUED FOR APPROVAL	RT	RB	SC	-
01	25/Apr/25	ISSUED FOR APPROVAL	RT	RB	SC	-
00	24/Mar/25	ISSUED FOR APPROVAL	RT	RB	SC	-

OWNER:



PROJECT:

300 KT POLYETHYLENE PLANT  
ARYA SASOL POLYMER COMPANY (ASPC)

MC:



CONTRACTOR:



VENDOR:



DRAWING TITLE:

PANEL LAYOUT DRAWING  
LOCAL CONTROL PANEL PFJBIA-80085

OWNER DOC. NO.

OWNER PROJECT NO.	VENDOR DWG.	MR NO.	VENDOR CODE	DISCIPLINE	UNIT	TYPE	SEQ.
3944	VD	0171	DYP	RE	400	DWG	0003

SCALE: NONE SIZE: A0 SHEET NO. 21 OF 34 REV. 04

No.	Description	Tag Number	Make	Model	Qty.
1	Running Indication Lamp (Green)	3H4	TBD	TBD	1
2	Fault Indication Lamp (Amber)	3H6	TBD	TBD	1
3	Start Pushbutton (Green)	2S4	TBD	TBD	1
4	Stop Pushbutton (Red)	2S6	TBD	TBD	1
5	Lamp Test Pushbutton (Black)	2S8	TBD	TBD	1
Terminal Strip Definition					
X1	Connection Pushbuttons & Lamps	X1	Phoenix Contact	3044102	21

GENERAL NOTES

NOTES  
1. BILL OF MATERIALS (BOM) AS PER THE LATEST WIRING DIAGRAM.

REF DRAWINGS	DWG.No.
Wiring Diagram	3944-VD-0171-DYP-RE-400-DIA-0002
I/O List	3944-VD-0171-DYP-RE-400-LST-0080
E&I System Config Diag.	3944-VD-0171-DYP-RE-400-DIA-0078

LEGEND

RESULT CODE:  AP  AN  CO  RE

NEXT STATUS:  IFI  IFA  AFC  ASB/IFIN

Approval or review hereunder shall not be construed to relieve Vendor/ Subcontractor of his responsibilities and liability under the Contract.

P.O. NO.:  
M.R. NO.:  
ITEM NO. (EQUIPMENT NO.):  
VENDRO JOB NO.:

REV.	DATE	PURPOSE OF ISSUE (P.O.I.)	PREP.	CHKD.	APPR.	AC.
04	31/Oct/25	ISSUED FOR APPROVAL	RT	RB	SC	-
03	26/Aug/25	ISSUED FOR APPROVAL	RT	RB	SC	-
02	16/Jul/25	ISSUED FOR APPROVAL	RT	RB	SC	-
01	25/Apr/25	ISSUED FOR APPROVAL	RT	RB	SC	-
00	24/Mar/25	ISSUED FOR APPROVAL	RT	RB	SC	-

OWNER:  


PROJECT:  
300 KT POLYETHYLENE PLANT  
ARYA SASOL POLYMER COMPANY (ASPC)

MC:  
 

CONTRACTOR:  
 

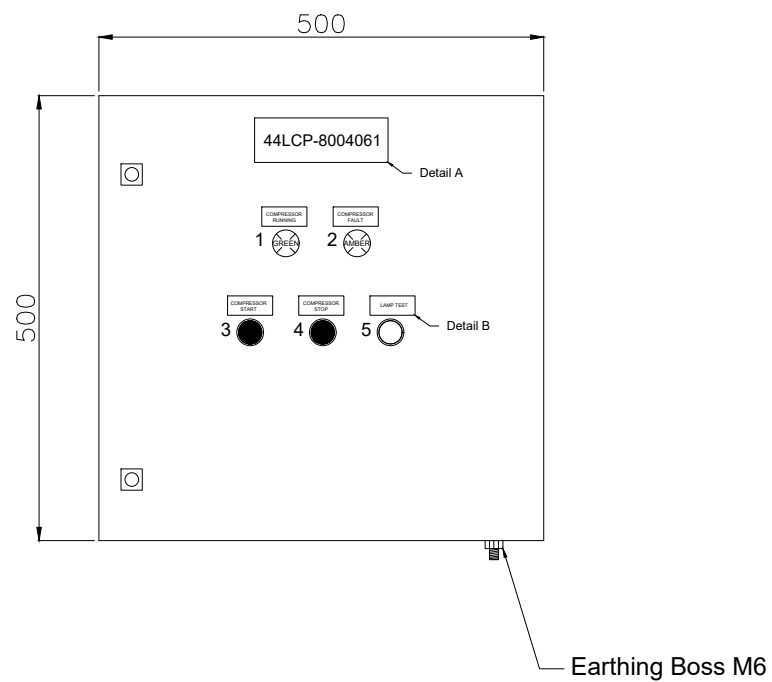
VENDOR:  


DRAWING TITLE:  
PANEL LAYOUT DRAWING  
BILL OF MATERIALS FOR  
LOCAL CONTROL PANEL 44LCP-8004061

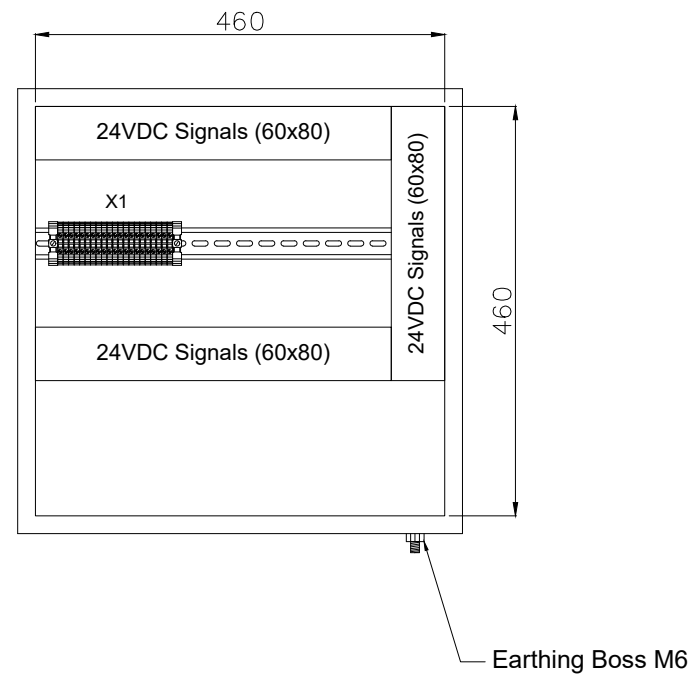
OWNER PROJECT NO.	VENDOR DWG.	MR NO.	VENDOR CODE	DISCIPLINE	UNIT	TYPE	SEQ.
3944	VD	0171	DYP	RE	400	DWG	0003
SCALE:	NONE	SIZE:	A0	SHEET NO.	22 OF 34	REV.	04

# 44LCP-8004061

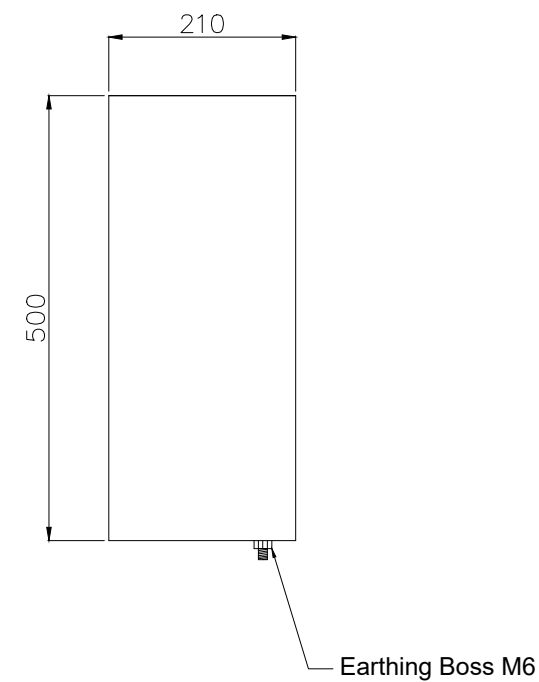
## Front Side (Outside) View



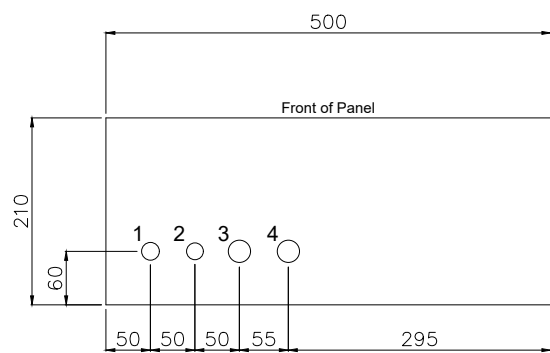
## Front Side (Inside) View



## Side (Outside) View



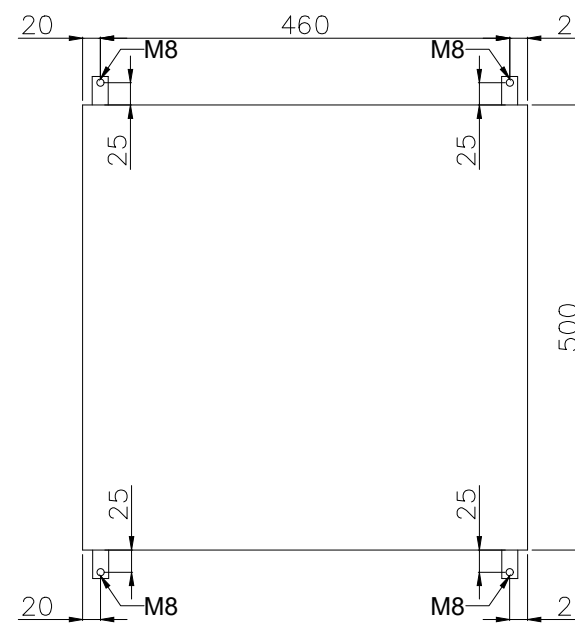
## Bottom View



## Gland Entry Details

1. M20 - 1x (Breather)
2. M20 - 1x (Spare)
3. M25 - 1x (Cable for Pushbuttons & Lamps)
4. M25 - 1x (Spare)

## Back (Outside) View Mounting Details



### GENERAL NOTES

- NOTES
1. PANEL DIMENSIONS: 500x500x210mm
  2. PANEL MATERIAL: SS316L STAINLESS STEEL
  3. PANEL COLOR: RAL7032 (GRAY)
  4. PANEL WALL THICKNESS: 1.6mm
  5. PANEL WEIGHT: ~20Kg
  6. PANEL WILL BE RIGHT HINGED
  7. AREA CLASSIFICATION: Ex II 3G IIC T3 Eex'e'
  8. AMBIENT TEMPERATURE: 5°C/+48°C
  9. INGRESS PROTECTION: IP65
  10. CABLE RACEWAYS SHALL HAVE NO LESS THAN 20% SPARE CAPACITY.
  11. DIN RAIL TYPE: NS35
  12. SPARES WILL BE PLUGGED WITH SUS EX PLUG
  13. GLANDS WILL BE Ex'd IP65 NICKEL PLATED BRASS TYPE GLANDS
  14. ALL DIMENSIONS IN mm.
  15. EXTERNAL EARTH BOLT AND RELATED PARTS ARE ALL COPPER.
  16. INDICATION LAMP VOLTAGE: 24VDC

REF DRAWINGS	DWG.No.
Wiring Diagram	3944-VD-0171-DYP-RE-400-DIA-0002
I/O List	3944-VD-0171-DYP-RE-400-LST-0080
E&I System Config Diag.	3944-VD-0171-DYP-RE-400-DIA-0078

### LEGEND

RESULT CODE:  AP  AN  CO  RE RESUBMISSION DATE:

NEXT STATUS:  IFI  IFA  JAF  ASB/IFIN

Approval or review hereunder shall not be construed to relieve Vendor/ Subcontractor of his responsibilities and liability under the Contract.

P.O. NO.:

M.R. NO.:

ITEM NO. (EQUIPMENT NO.):

VENDOR JOB NO.:

REV.	DATE	PURPOSE OF ISSUE (P.O.I.)	PREP.	CHKD.	APPR.	AC.
04	31/Oct/25	ISSUED FOR APPROVAL	RT	RB	SC	-
03	26/Aug/25	ISSUED FOR APPROVAL	RT	RB	SC	-
02	16/Jul/25	ISSUED FOR APPROVAL	RT	RB	SC	-
01	25/Apr/25	ISSUED FOR APPROVAL	RT	RB	SC	-
00	24/Mar/25	ISSUED FOR APPROVAL	RT	RB	SC	-

OWNER:



PROJECT:

300 KT POLYETHYLENE PLANT  
ARYA SASOL POLYMER COMPANY (ASPC)

MC:



CONTRACTOR:



DRAWING TITLE:

PANEL LAYOUT DRAWING  
LOCAL CONTROL PANEL 44LCP-8004061

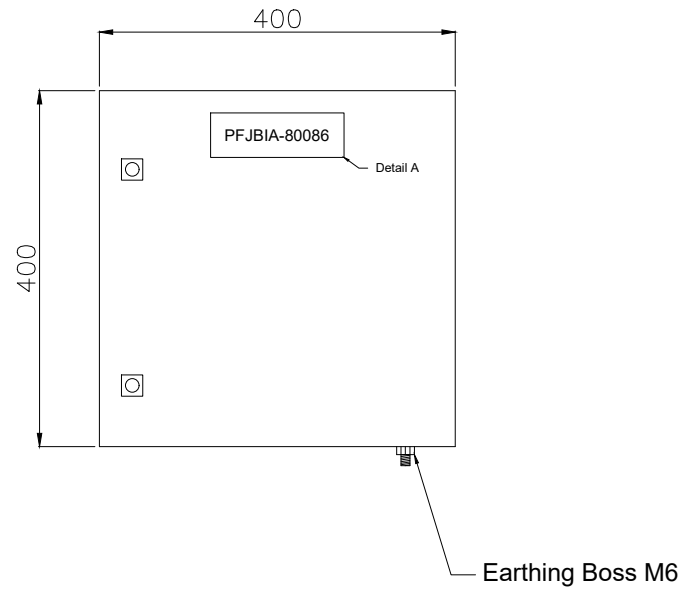
OWNER PROJECT NO. VENDOR DWG. MR NO. VENDOR CODE DISCIPLINE UNIT TYPE SEQ.

3944 VD 0171 DYP RE 400 DWG 0003

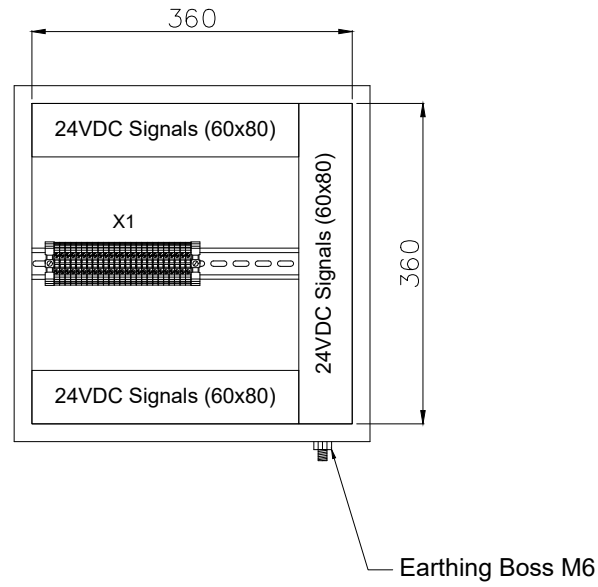
SCALE: NONE SIZE: A0 SHEET NO. 23 OF 34 REV. 04

# PFJBIA-80086

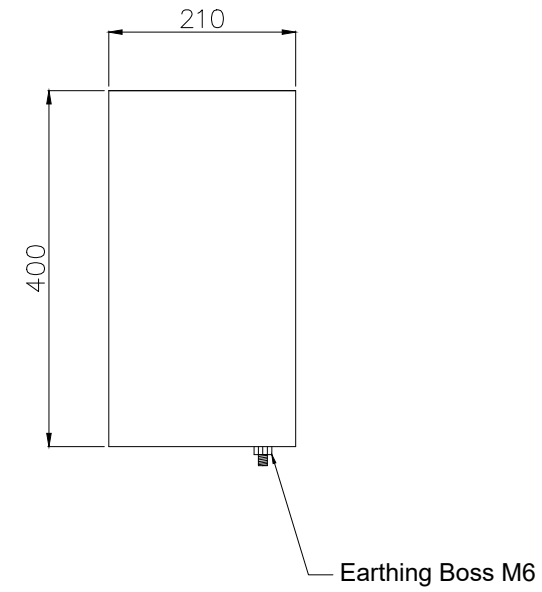
## Front Side (Outside) View



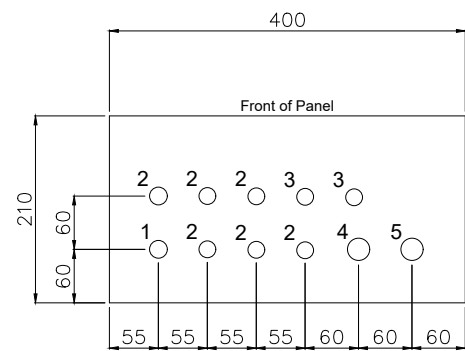
## Front Side (Inside) View



## Side (Outside) View



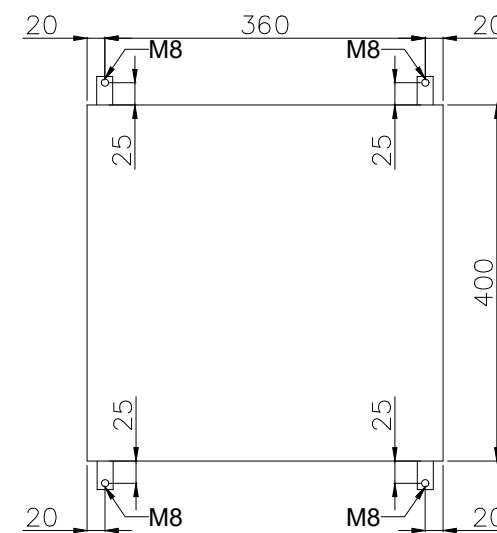
## Bottom View



## Gland Entry Details

1. M20 - 1x (Breather)
2. M20 - 6x (Cables from Transmitters)
3. M20 - 2x (Spare)
4. M25 - 1x (Multipair Cable from Customer)
5. M25 - 1x (Spare)

## Back (Outside) View Mounting Details



### GENERAL NOTES

- NOTES
1. PANEL DIMENSIONS: 400x400x210mm
  2. PANEL MATERIAL: SS316L STAINLESS STEEL
  3. PANEL COLOR: RAL7032 (GRAY)
  4. PANEL WALL THICKNESS: 1.6mm
  5. PANEL WEIGHT: ~15Kg
  6. PANEL WILL BE RIGHT HINGED
  7. AREA CLASSIFICATION: Ex II 3G IIC T3 Eex'e'
  8. AMBIENT TEMPERATURE: 5°C/+48°C
  9. INGRESS PROTECTION: IP65
  10. CABLE RACEWAYS SHALL HAVE NO LESS THAN 20% SPARE CAPACITY.
  11. DIN RAIL TYPE: NS35
  12. SPARES WILL BE PLUGGED WITH SUS EX PLUG
  13. GLANDS WILL BE Ex'd IP65 NICKEL PLATED BRASS TYPE GLANDS
  14. ALL DIMENSIONS IN mm.
  15. EXTERNAL EARTH BOLT AND RELATED PARTS ARE ALL COPPER.

REF DRAWINGS	DWG.No.
Wiring Diagram	3944-VD-0171-DYP-RE-400-DIA-0002
I/O List	3944-VD-0171-DYP-RE-400-LST-0080
E&I System Config Diag.	3944-VD-0171-DYP-RE-400-DIA-0078

### LEGEND

RESULT CODE:  AP  AN  CO  RE RESUBMISSION DATE:

NEXT STATUS:  IFI  IFA  JAC  ASB/IFIN

Approval or review hereunder shall not be construed to relieve Vendor/ Subcontractor of his responsibilities and liability under the Contract.

P.O. NO.:

M.R. NO.:

ITEM NO. (EQUIPMENT NO.):

VENDRO JOB NO.:

REV.	DATE	PURPOSE OF ISSUE (P.O.I.)	PREP.	CHKD.	APPR.	AC.
04	31/Oct/25	ISSUED FOR APPROVAL	RT	RB	SC	-
03	26/Aug/25	ISSUED FOR APPROVAL	RT	RB	SC	-
02	16/Jul/25	ISSUED FOR APPROVAL	RT	RB	SC	-
01	25/Apr/25	ISSUED FOR APPROVAL	RT	RB	SC	-
00	24/Mar/25	ISSUED FOR APPROVAL	RT	RB	SC	-

OWNER:



PROJECT:

300 KT POLYETHYLENE PLANT  
ARYA SASOL POLYMER COMPANY (ASPC)

MC:



CONTRACTOR:



VENDOR:



DRAWING TITLE:  
PANEL LAYOUT DRAWING  
LOCAL CONTROL PANEL PFJBIA-80086

OWNER DOC. NO.

OWNER PROJECT NO.	VENDOR DWG.	MR NO.	VENDOR CODE	DISCIPLINE	UNIT	TYPE	SEQ.
3944	VD	0171	DYP	RE	400	DWG	0003

SCALE: NONE SIZE: A0 SHEET NO. 24 OF 34 REV. 04

No.	Description	Tag Number	Make	Model	Qty.
1	Running Indication Lamp (Green)	3H4	TBD	TBD	1
2	Fault Indication Lamp (Amber)	3H6	TBD	TBD	1
3	Start Pushbutton (Green)	2S4	TBD	TBD	1
4	Stop Pushbutton (Red)	2S6	TBD	TBD	1
5	Lamp Test Pushbutton (Black)	2S8	TBD	TBD	1
Terminal Strip Definition					
X1	Connection Pushbuttons & Lamps	X1	Phoenix Contact	3044102	21

GENERAL NOTES

NOTES  
1. BILL OF MATERIALS (BOM) AS PER THE LATEST WIRING DIAGRAM.

REF DRAWINGS	DWG.No.
Wiring Diagram	3944-VD-0171-DYP-RE-400-DIA-0002
I/O List	3944-VD-0171-DYP-RE-400-LST-0080
E&I System Config Diag.	3944-VD-0171-DYP-RE-400-DIA-0078

LEGEND

RESULT CODE:  AP  AN  CO  RE

NEXT STATUS:  IFI  IFA  AFC  ASB/IFIN

Approval or review hereunder shall not be construed to relieve Vendor/ Subcontractor of his responsibilities and liability under the Contract.

P.O. NO.:  
M.R. NO.:  
ITEM NO. (EQUIPMENT NO.):  
VENDRO JOB NO.:

REV.	DATE	PURPOSE OF ISSUE (P.O.I.)	PREP.	CHKD.	APPR.	AC.
04	31/Oct/25	ISSUED FOR APPROVAL	RT	RB	SC	-
03	26/Aug/25	ISSUED FOR APPROVAL	RT	RB	SC	-
02	16/Jul/25	ISSUED FOR APPROVAL	RT	RB	SC	-
01	25/Apr/25	ISSUED FOR APPROVAL	RT	RB	SC	-
00	24/Mar/25	ISSUED FOR APPROVAL	RT	RB	SC	-

OWNER:  


PROJECT:  
300 KT POLYETHYLENE PLANT  
ARYA SASOL POLYMER COMPANY (ASPC)

MC:  
 

CONTRACTOR:  
 

VENDOR:  

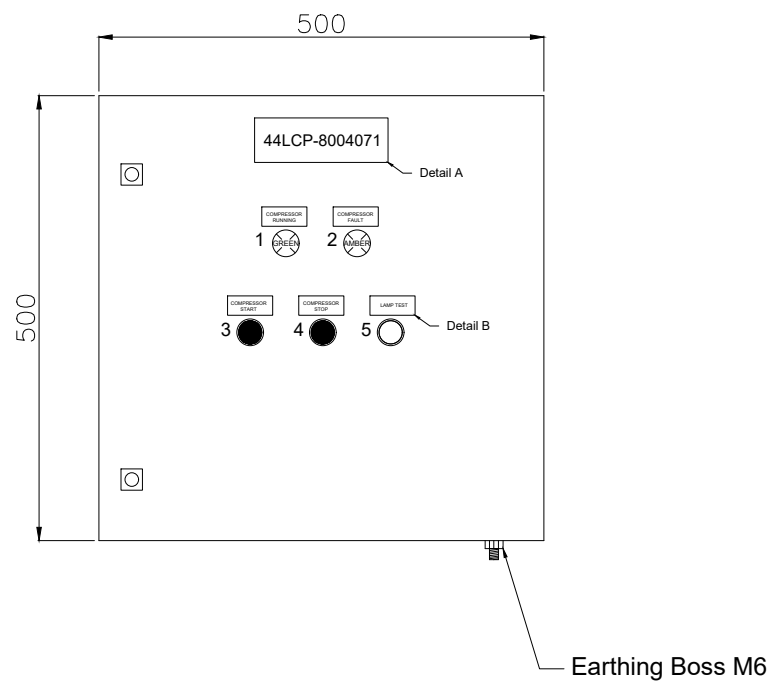

DRAWING TITLE:  
PANEL LAYOUT DRAWING  
BILL OF MATERIALS FOR  
LOCAL CONTROL PANEL 44LCP-8004071

OWNER PROJECT NO.	VENDOR DWG.	MR NO.	VENDOR CODE	DISCIPLINE	UNIT	TYPE	SEQ.
3944	VD	0171	DYP	RE	400	DWG	0003

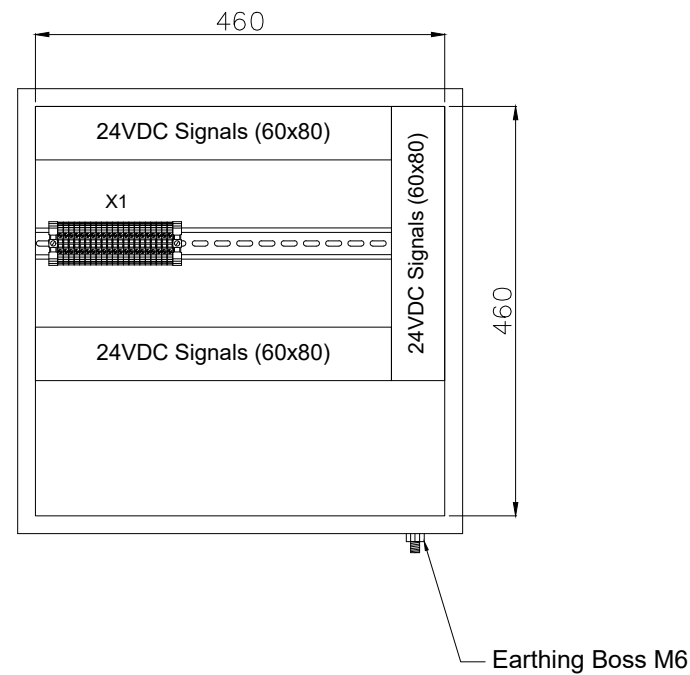
SCALE: NONE SIZE: A0 SHEET NO. 25 OF 34 REV. 04

# 44LCP-8004071

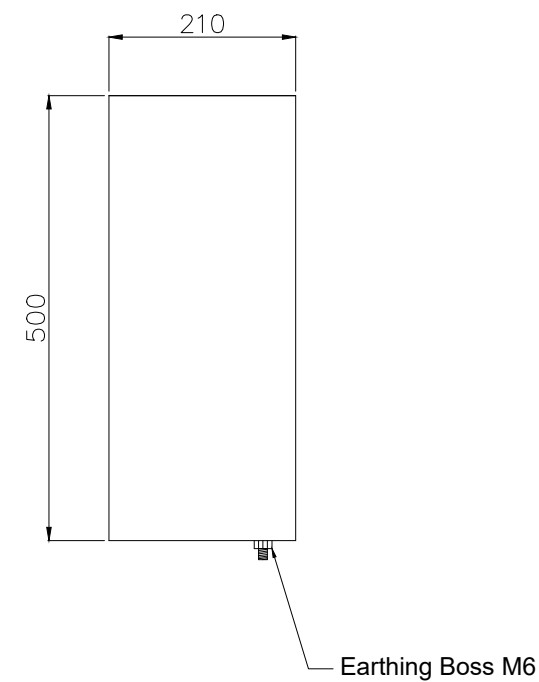
## Front Side (Outside) View



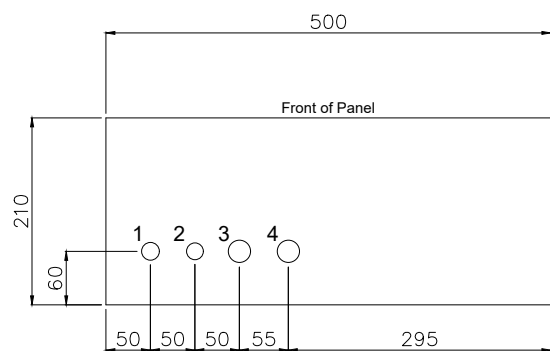
## Front Side (Inside) View



## Side (Outside) View



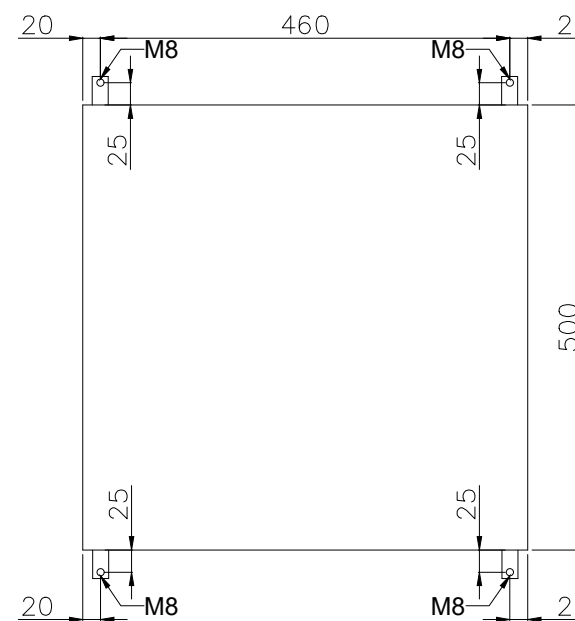
## Bottom View



## Gland Entry Details

1. M20 - 1x (Breather)
2. M20 - 1x (Spare)
3. M25 - 1x (Cable for Pushbuttons & Lamps)
4. M25 - 1x (Spare)

## Back (Outside) View Mounting Details



### GENERAL NOTES

- NOTES
1. PANEL DIMENSIONS: 500x500x210mm
  2. PANEL MATERIAL: SS316L STAINLESS STEEL
  3. PANEL COLOR: RAL7032 (GRAY)
  4. PANEL WALL THICKNESS: 1.6mm
  5. PANEL WEIGHT: ~20Kg
  6. PANEL WILL BE RIGHT HINGED
  7. AREA CLASSIFICATION: Ex II 3G IIC T3 Eex'e'
  8. AMBIENT TEMPERATURE: 5°C/+48°C
  9. INGRESS PROTECTION: IP65
  10. CABLE RACEWAYS SHALL HAVE NO LESS THAN 20% SPARE CAPACITY.
  11. DIN RAIL TYPE: NS35
  12. SPARES WILL BE PLUGGED WITH SUS Ex PLUG
  13. GLANDS WILL BE Ex'd IP65 NICKEL PLATED BRASS TYPE GLANDS
  14. ALL DIMENSIONS IN mm.
  15. EXTERNAL EARTH BOLT AND RELATED PARTS ARE ALL COPPER.
  16. INDICATION LAMP VOLTAGE: 24VDC

REF DRAWINGS	DWG.No.
Wiring Diagram	3944-VD-0171-DYP-RE-400-DIA-0002
I/O List	3944-VD-0171-DYP-RE-400-LST-0080
E&I System Config Diag.	3944-VD-0171-DYP-RE-400-DIA-0078

### LEGEND

RESULT CODE:  AP  AN  CO  RE RESUBMISSION DATE:

NEXT STATUS:  IFI  IFA  JFC  ASB/IFIN

Approval or review hereunder shall not be construed to relieve Vendor/ Subcontractor of his responsibilities and liability under the Contract.

P.O. NO.:

M.R. NO.:

ITEM NO. (EQUIPMENT NO.):

VENDOR JOB NO.:

REV.	DATE	PURPOSE OF ISSUE (P.O.I.)	PREP.	CHKD.	APPR.	AC.
04	31/Oct/25	ISSUED FOR APPROVAL	RT	RB	SC	-
03	26/Aug/25	ISSUED FOR APPROVAL	RT	RB	SC	-
02	16/Jul/25	ISSUED FOR APPROVAL	RT	RB	SC	-
01	25/Apr/25	ISSUED FOR APPROVAL	RT	RB	SC	-
00	24/Mar/25	ISSUED FOR APPROVAL	RT	RB	SC	-

OWNER:



PROJECT:

300 KT POLYETHYLENE PLANT  
ARYA SASOL POLYMER COMPANY (ASPC)

MC:



CONTRACTOR:



DRAWING TITLE:

PANEL LAYOUT DRAWING  
LOCAL CONTROL PANEL 44LCP-8004071

OWNER DOC. NO.

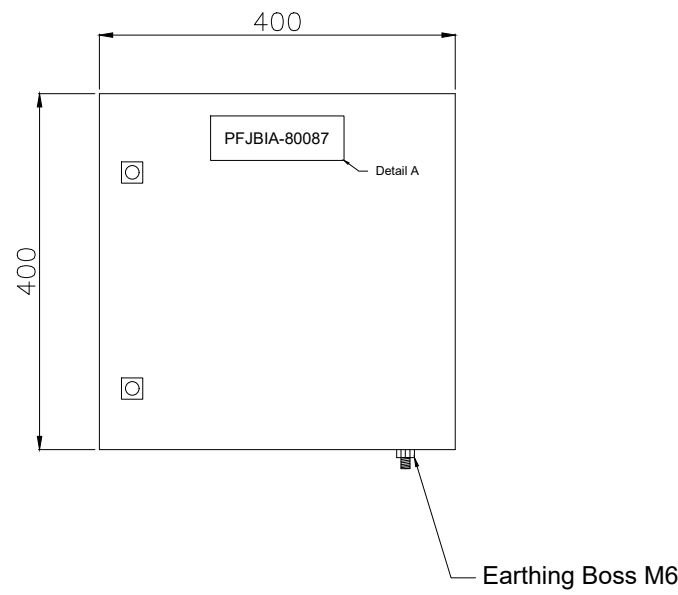
OWNER PROJECT NO.	VENDOR DWG.	MR NO.	VENDOR CODE	DISCIPLINE	UNIT	TYPE	SEQ.
3944	VD	0171	DYP	RE	400	DWG	0003

SCALE: NONE SIZE: A0 SHEET NO. 26 OF 34 REV. 04

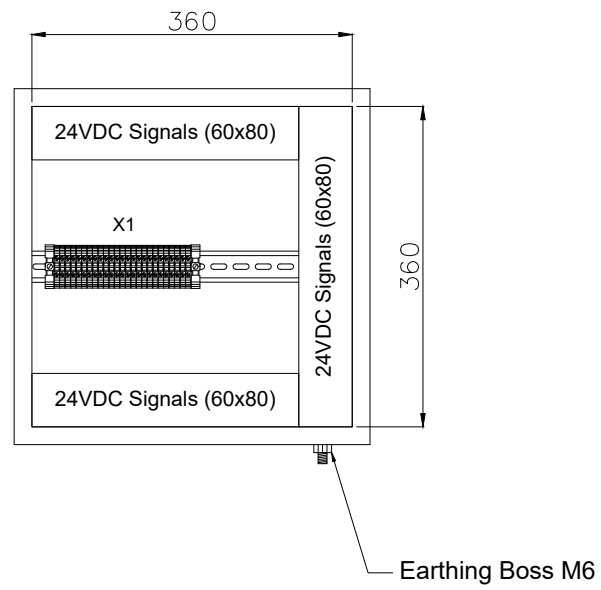
THIS DOCUMENT WITH ALL ITS RIGHTS IS THE PROPERTY OF A.S.P.C. AND MUST BE HELD IN CONFIDENCE. NO DISCLOSURE, REPRODUCTION OR OTHER USE OF THE DOCUMENT IN WHOLE OR A PORTIONS TO BE MADE WITHOUT THE PRIOR CONSENT OF A.S.P.C.

# PFJBIA-80087

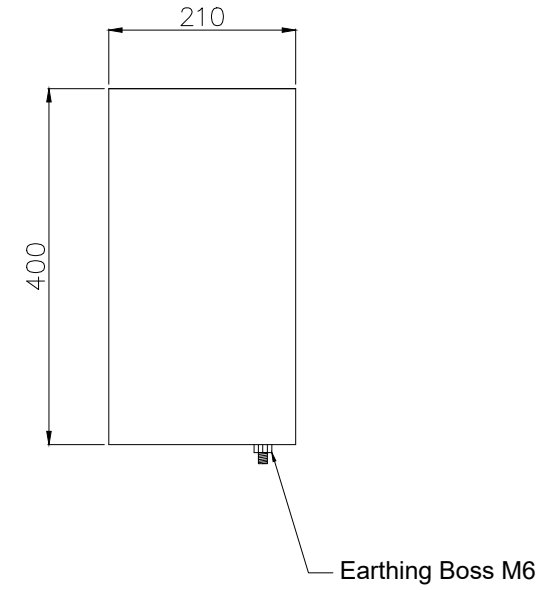
## Front Side (Outside) View



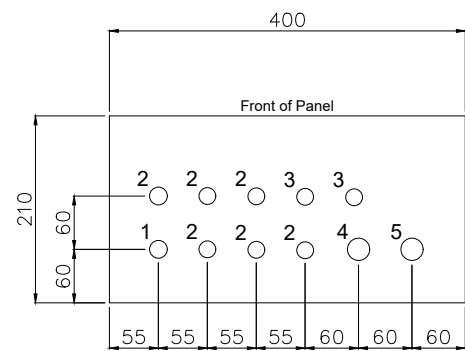
## Front Side (Inside) View



## Side (Outside) View



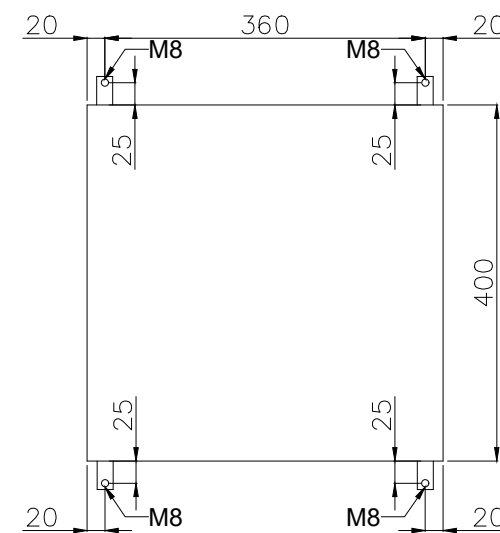
## Bottom View



## Gland Entry Details

1. M20 - 1x (Breather)
2. M20 - 6x (Cables from Transmitters)
3. M20 - 2x (Spare)
4. M25 - 1x (Multipair Cable from Customer)
5. M25 - 1x (Spare)

## Back (Outside) View Mounting Details



### GENERAL NOTES

- NOTES
1. PANEL DIMENSIONS: 400x400x210mm
  2. PANEL MATERIAL: SS316L STAINLESS STEEL
  3. PANEL COLOR: RAL7032 (GRAY)
  4. PANEL WALL THICKNESS: 1.6mm
  5. PANEL WEIGHT: ~15Kg
  6. PANEL WILL BE RIGHT HINGED
  7. AREA CLASSIFICATION: Ex II 3G IIC T3 Eex'e'
  8. AMBIENT TEMPERATURE: 5°C/+48°C
  9. INGRESS PROTECTION: IP65
  10. CABLE RACEWAYS SHALL HAVE NO LESS THAN 20% SPARE CAPACITY.
  11. DIN RAIL TYPE: NS35
  12. SPARES WILL BE PLUGGED WITH SUS EX PLUG
  13. GLANDS WILL BE Ex'd IP65 NICKEL PLATED BRASS TYPE GLANDS
  14. ALL DIMENSIONS IN mm.
  15. EXTERNAL EARTH BOLT AND RELATED PARTS ARE ALL COPPER.

REF DRAWINGS	DWG.No.
Wiring Diagram	3944-VD-0171-DYP-RE-400-DIA-0002
I/O List	3944-VD-0171-DYP-RE-400-LST-0080
E&I System Config Diag.	3944-VD-0171-DYP-RE-400-DIA-0078

### LEGEND

RESULT CODE:  AP  AN  CO  RE RESUBMISSION DATE:

NEXT STATUS:  IFI  IFA  JFC  ASB/IFIN

Approval or review hereunder shall not be construed to relieve Vendor/ Subcontractor of his responsibilities and liability under the Contract.

P.O. NO.:

M.R. NO.:

ITEM NO. (EQUIPMENT NO.):

VENDRO JOB NO.:

REV.	DATE	PURPOSE OF ISSUE (P.O.I.)	PREP.	CHKD.	APPR.	AC.
04	31/Oct/25	ISSUED FOR APPROVAL	RT	RB	SC	-
03	26/Aug/25	ISSUED FOR APPROVAL	RT	RB	SC	-
02	16/Jul/25	ISSUED FOR APPROVAL	RT	RB	SC	-
01	25/Apr/25	ISSUED FOR APPROVAL	RT	RB	SC	-
00	24/Mar/25	ISSUED FOR APPROVAL	RT	RB	SC	-

OWNER:



PROJECT:

300 KT POLYETHYLENE PLANT  
ARYA SASOL POLYMER COMPANY (ASPC)

MC:



CONTRACTOR:



VENDOR:



DRAWING TITLE:  
PANEL LAYOUT DRAWING  
LOCAL CONTROL PANEL PFJBIA-80087

OWNER DOC. NO.

OWNER PROJECT NO. | VENDOR DWG. | MR NO. | VENDOR CODE | DISCIPLINE | UNIT | TYPE | SEQ.

3944 | VD | 0171 | DYP | RE | 400 | DWG | 0003

SCALE: NONE | SIZE: A0 | SHEET NO. 27 OF 34 | REV. 04

No.	Description	Tag Number	Make	Model	Qty.
1	Running Indication Lamp (Green)	3H4	TBD	TBD	1
2	Fault Indication Lamp (Amber)	3H6	TBD	TBD	1
3	Start Pushbutton (Green)	2S4	TBD	TBD	1
4	Stop Pushbutton (Red)	2S6	TBD	TBD	1
5	Lamp Test Pushbutton (Black)	2S8	TBD	TBD	1
Terminal Strip Definition					
X1	Connection Pushbuttons & Lamps	X1	Phoenix Contact	3044102	21

GENERAL NOTES

NOTES  
1. BILL OF MATERIALS (BOM) AS PER THE LATEST WIRING DIAGRAM.

REF DRAWINGS	DWG.No.
Wiring Diagram	3944-VD-0171-DYP-RE-400-DIA-0002
I/O List	3944-VD-0171-DYP-RE-400-LST-0080
E&I System Config Diag.	3944-VD-0171-DYP-RE-400-DIA-0078

LEGEND

RESULT CODE:  AP  AN  CO  RE

NEXT STATUS:  IFI  IFA  AFC  ASB/IFIN

Approval or review hereunder shall not be construed to relieve Vendor/ Subcontractor of his responsibilities and liability under the Contract.

P.O. NO.:  
M.R. NO.:  
ITEM NO. (EQUIPMENT NO.):  
VENDRO JOB NO.:

REV.	DATE	PURPOSE OF ISSUE (P.O.I.)	PREP.	CHKD.	APPR.	AC.
04	31/Oct/25	ISSUED FOR APPROVAL	RT	RB	SC	-
03	26/Aug/25	ISSUED FOR APPROVAL	RT	RB	SC	-
02	16/Jul/25	ISSUED FOR APPROVAL	RT	RB	SC	-
01	25/Apr/25	ISSUED FOR APPROVAL	RT	RB	SC	-
00	24/Mar/25	ISSUED FOR APPROVAL	RT	RB	SC	-

OWNER:  


PROJECT:  
300 KT POLYETHYLENE PLANT  
ARYA SASOL POLYMER COMPANY (ASPC)

MC:  
 

CONTRACTOR:  
 

VENDOR:  

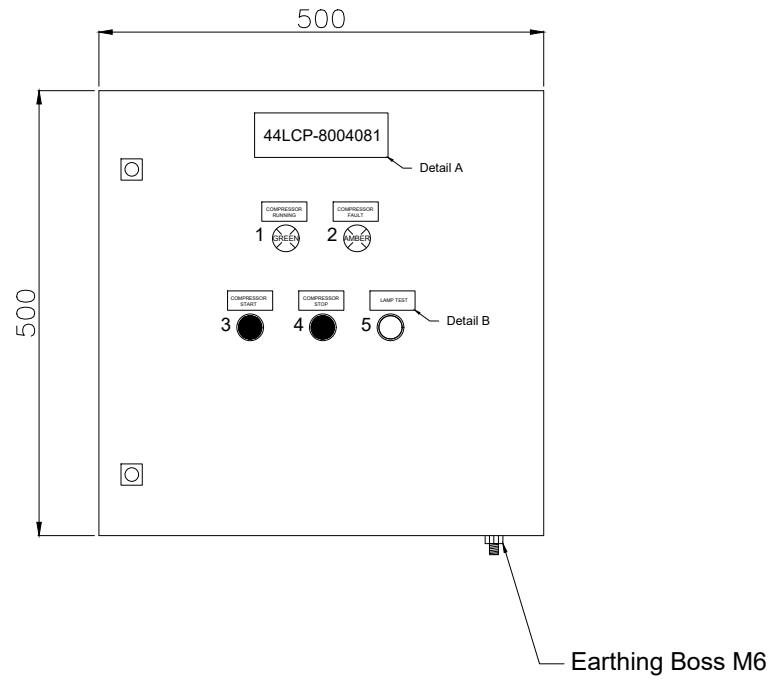

DRAWING TITLE:  
PANEL LAYOUT DRAWING  
BILL OF MATERIALS FOR  
LOCAL CONTROL PANEL 44LCP-8004081

OWNER PROJECT NO.	VENDOR DWG.	MR NO.	VENDOR CODE	DISCIPLINE	UNIT	TYPE	SEQ.
3944	VD	0171	DYP	RE	400	DWG	0003

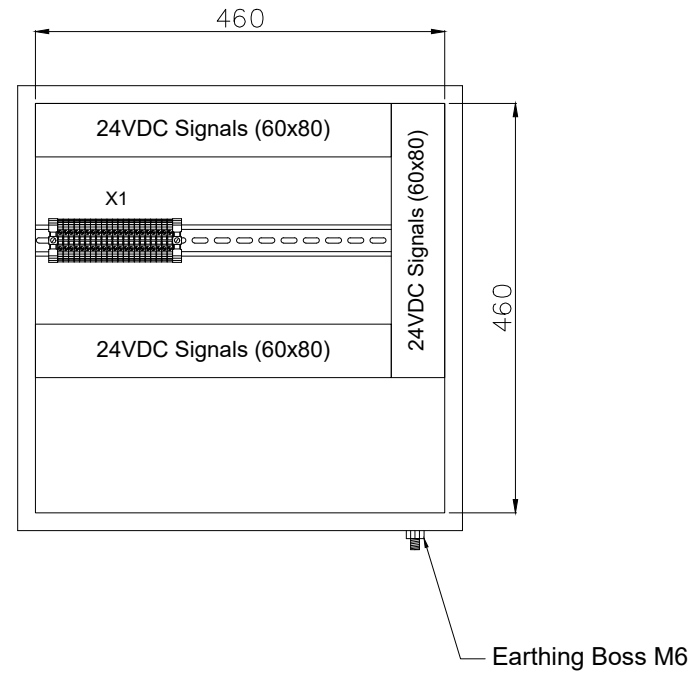
SCALE: NONE SIZE: A0 SHEET NO. 28 OF 34 REV. 04

# 44LCP-8004081

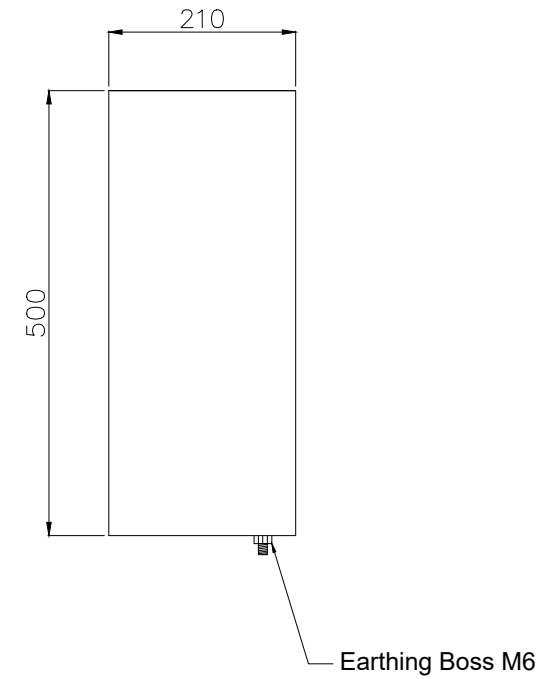
## Front Side (Outside) View



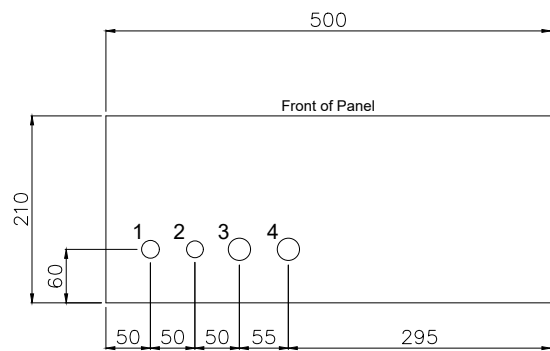
## Front Side (Inside) View



## Side (Outside) View



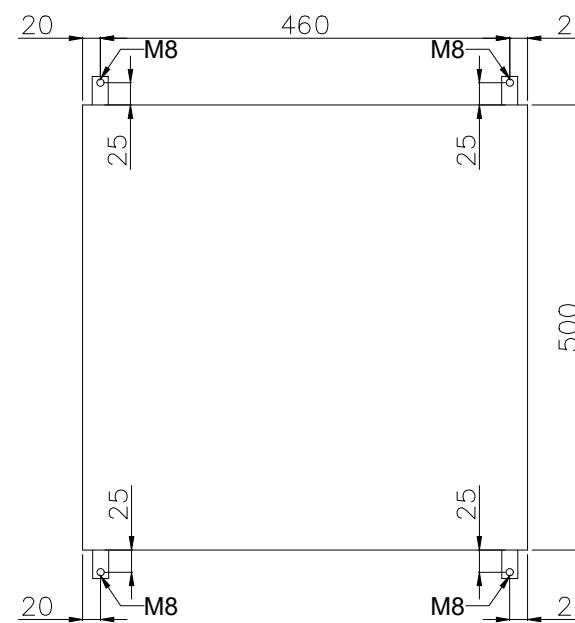
## Bottom View



## Gland Entry Details

1. M20 - 1x (Breather)
2. M20 - 1x (Spare)
3. M25 - 1x (Cable for Pushbuttons & Lamps)
4. M25 - 1x (Spare)

## Back (Outside) View Mounting Details



### GENERAL NOTES

- NOTES
1. PANEL DIMENSIONS: 500x500x210mm
  2. PANEL MATERIAL: SS316L STAINLESS STEEL
  3. PANEL COLOR: RAL7032 (GRAY)
  4. PANEL WALL THICKNESS: 1.6mm
  5. PANEL WEIGHT: ~20Kg
  6. PANEL WILL BE RIGHT HINGED
  7. AREA CLASSIFICATION: Ex II 3G IIC T3 Eex'e'
  8. AMBIENT TEMPERATURE: 5°C/+48°C
  9. INGRESS PROTECTION: IP65
  10. CABLE RACEWAYS SHALL HAVE NO LESS THAN 20% SPARE CAPACITY.
  11. DIN RAIL TYPE: NS35
  12. SPARES WILL BE PLUGGED WITH SUS EX PLUG
  13. GLANDS WILL BE Ex'd IP65 NICKEL PLATED BRASS TYPE GLANDS
  14. ALL DIMENSIONS IN mm.
  15. EXTERNAL EARTH BOLT AND RELATED PARTS ARE ALL COPPER.
  16. INDICATION LAMP VOLTAGE: 24VDC

REF DRAWINGS	DWG.No.
Wiring Diagram	3944-VD-0171-DYP-RE-400-DIA-0002
I/O List	3944-VD-0171-DYP-RE-400-LST-0080
E&I System Config Diag.	3944-VD-0171-DYP-RE-400-DIA-0078

### LEGEND

RESULT CODE:  AP  AN  CO  RE RESUBMISSION DATE:

NEXT STATUS:  IFI  IFA  JFC  ASB/IFIN

Approval or review hereunder shall not be construed to relieve Vendor/ Subcontractor of his responsibilities and liability under the Contract.

P.O. NO.:

M.R. NO.:

ITEM NO. (EQUIPMENT NO.):

VENDOR JOB NO.:

REV.	DATE	PURPOSE OF ISSUE (P.O.I.)	PREP.	CHKD.	APPR.	AC.
04	31/Oct/25	ISSUED FOR APPROVAL	RT	RB	SC	-
03	26/Aug/25	ISSUED FOR APPROVAL	RT	RB	SC	-
02	16/Jul/25	ISSUED FOR APPROVAL	RT	RB	SC	-
01	25/Apr/25	ISSUED FOR APPROVAL	RT	RB	SC	-
00	24/Mar/25	ISSUED FOR APPROVAL	RT	RB	SC	-

OWNER:



PROJECT:  
300 KT POLYETHYLENE PLANT  
ARYA SASOL POLYMER COMPANY (ASPC)

MC:

CONTRACTOR:

VENDOR:

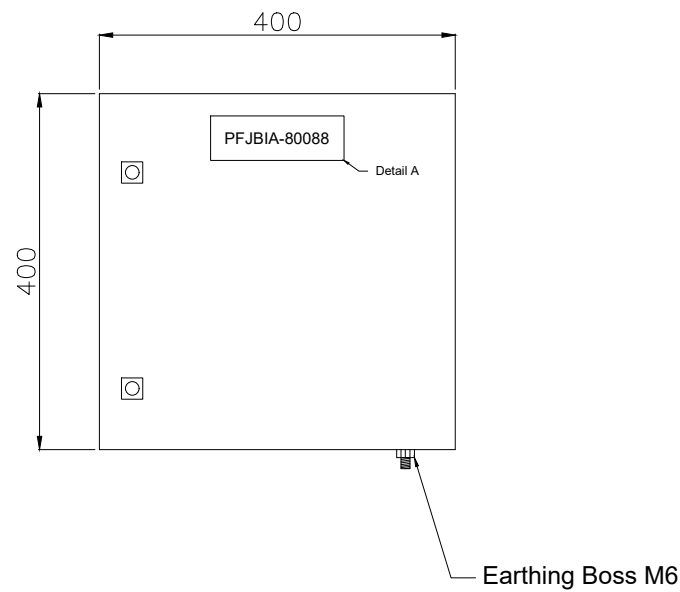
DRAWING TITLE:  
PANEL LAYOUT DRAWING  
LOCAL CONTROL PANEL 44LCP-8004081

OWNER PROJECT NO.	VENDOR DWG.	MR NO.	VENDOR CODE	DISCIPLINE	UNIT	TYPE	SEQ.
3944	VD	0171	DYP	RE	400	DWG	0003

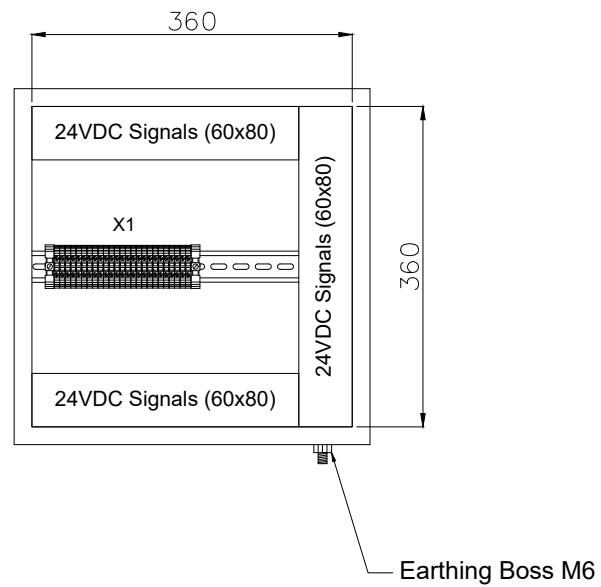
SCALE: NONE SIZE: A0 SHEET NO. 29 OF 34 REV. 04

# PFJBIA-80088

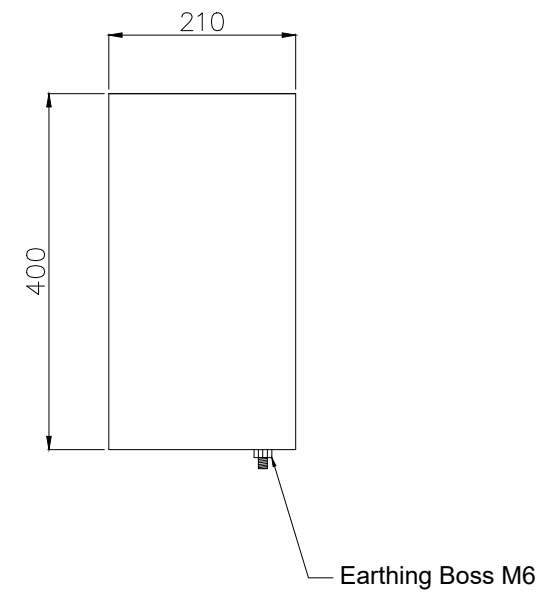
## Front Side (Outside) View



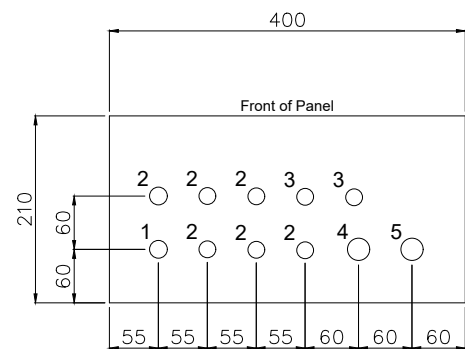
## Front Side (Inside) View



## Side (Outside) View



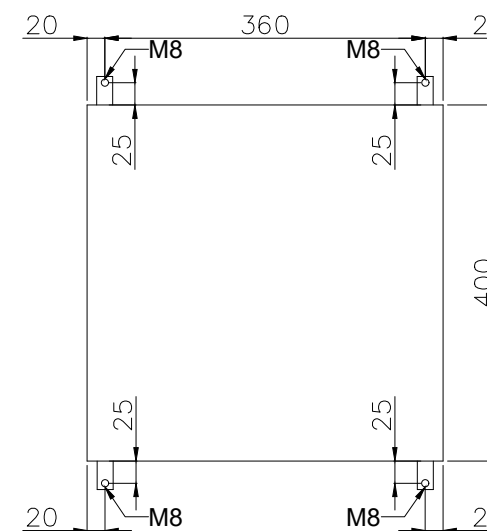
## Bottom View



## Gland Entry Details

1. M20 - 1x (Breather)
2. M20 - 6x (Cables from Transmitters)
3. M20 - 2x (Spare)
4. M25 - 1x (Multipair Cable from Customer)
5. M25 - 1x (Spare)

## Back (Outside) View Mounting Details



### GENERAL NOTES

- NOTES
1. PANEL DIMENSIONS: 400x400x210mm
  2. PANEL MATERIAL: SS316L STAINLESS STEEL
  3. PANEL COLOR: RAL7032 (GRAY)
  4. PANEL WALL THICKNESS: 1.6mm
  5. PANEL WEIGHT: ~15Kg
  6. PANEL WILL BE RIGHT HINGED
  7. AREA CLASSIFICATION: Ex II 3G IIC T3 Eex'e'
  8. AMBIENT TEMPERATURE: 5°C/+48°C
  9. INGRESS PROTECTION: IP65
  10. CABLE RACEWAYS SHALL HAVE NO LESS THAN 20% SPARE CAPACITY.
  11. DIN RAIL TYPE: NS35
  12. SPARES WILL BE PLUGGED WITH SUS EX PLUG
  13. GLANDS WILL BE Ex'd IP65 NICKEL PLATED BRASS TYPE GLANDS
  14. ALL DIMENSIONS IN mm.
  15. EXTERNAL EARTH BOLT AND RELATED PARTS ARE ALL COPPER.

REF DRAWINGS	DWG.No.
Wiring Diagram	3944-VD-0171-DYP-RE-400-DIA-0002
I/O List	3944-VD-0171-DYP-RE-400-LST-0080
E&I System Config Diag.	3944-VD-0171-DYP-RE-400-DIA-0078

### LEGEND

RESULT CODE:  AP  AN  CO  RE RESUBMISSION DATE:

NEXT STATUS:  IFI  IFA  JFC  ASB/IFIN

Approval or review hereunder shall not be construed to relieve Vendor/ Subcontractor of his responsibilities and liability under the Contract.

P.O. NO.:

M.R. NO.:

ITEM NO. (EQUIPMENT NO.):

VENDRO JOB NO.:

REV.	DATE	PURPOSE OF ISSUE (P.O.I.)	PREP.	CHKD.	APPR.	AC.
04	31/Oct/25	ISSUED FOR APPROVAL	RT	RB	SC	-
03	26/Aug/25	ISSUED FOR APPROVAL	RT	RB	SC	-
02	16/Jul/25	ISSUED FOR APPROVAL	RT	RB	SC	-
01	25/Apr/25	ISSUED FOR APPROVAL	RT	RB	SC	-
00	24/Mar/25	ISSUED FOR APPROVAL	RT	RB	SC	-

OWNER:



PROJECT:

300 KT POLYETHYLENE PLANT  
ARYA SASOL POLYMER COMPANY (ASPC)

MC:



CONTRACTOR:



VENDOR:



DRAWING TITLE:  
PANEL LAYOUT DRAWING  
LOCAL CONTROL PANEL PFJBIA-80088

OWNER DOC. NO.

OWNER PROJECT NO. VENDOR DWG. MR NO. VENDOR CODE DISCIPLINE UNIT TYPE SEQ.

3944 VD 0171 DYP RE 400 DWG 0003

SCALE: NONE SIZE: A0 SHEET NO. 30 OF 34 REV. 04

No.	Description	Tag Number	Make	Model	Qty.
1	Running Indication Lamp (Green)	3H4	TBD	TBD	1
2	Fault Indication Lamp (Amber)	3H6	TBD	TBD	1
3	Start Pushbutton (Green)	2S4	TBD	TBD	1
4	Stop Pushbutton (Red)	2S6	TBD	TBD	1
5	Lamp Test Pushbutton (Black)	2S8	TBD	TBD	1
Terminal Strip Definition					
X1	Connection Pushbuttons & Lamps	X1	Phoenix Contact	3044102	21

GENERAL NOTES

NOTES  
1. BILL OF MATERIALS (BOM) AS PER THE LATEST WIRING DIAGRAM.

REF DRAWINGS	DWG.No.
Wiring Diagram	3944-VD-0171-DYP-RE-400-DIA-0002
I/O List	3944-VD-0171-DYP-RE-400-LST-0080
E&I System Config Diag.	3944-VD-0171-DYP-RE-400-DIA-0078

LEGEND

RESULT CODE:  AP  AN  CO  RE

NEXT STATUS:  IFI  IFA  AFC  ASB/IFIN

Approval or review hereunder shall not be construed to relieve Vendor/ Subcontractor of his responsibilities and liability under the Contract.

P.O. NO.:  
M.R. NO.:  
ITEM NO. (EQUIPMENT NO.):  
VENDRO JOB NO.:

REV.	DATE	PURPOSE OF ISSUE (P.O.I.)	PREP.	CHKD.	APPR.	AC.
04	31/Oct/25	ISSUED FOR APPROVAL	RT	RB	SC	-
03	26/Aug/25	ISSUED FOR APPROVAL	RT	RB	SC	-
02	16/Jul/25	ISSUED FOR APPROVAL	RT	RB	SC	-
01	25/Apr/25	ISSUED FOR APPROVAL	RT	RB	SC	-
00	24/Mar/25	ISSUED FOR APPROVAL	RT	RB	SC	-

OWNER:  


PROJECT:  
300 KT POLYETHYLENE PLANT  
ARYA SASOL POLYMER COMPANY (ASPC)

MC:  
 

CONTRACTOR:  
 

VENDOR:  

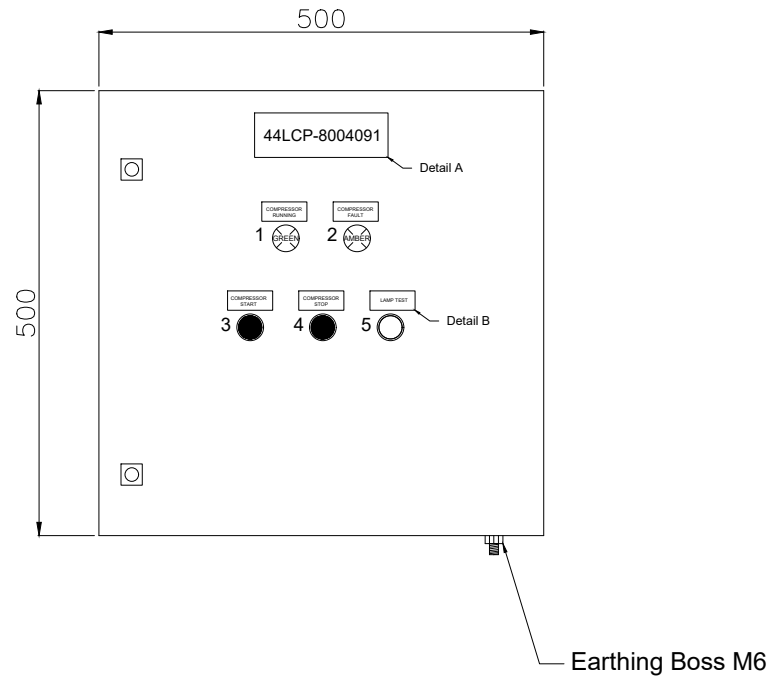

DRAWING TITLE:  
PANEL LAYOUT DRAWING  
BILL OF MATERIALS FOR  
LOCAL CONTROL PANEL 44LCP-8004091

OWNER DOC. NO.

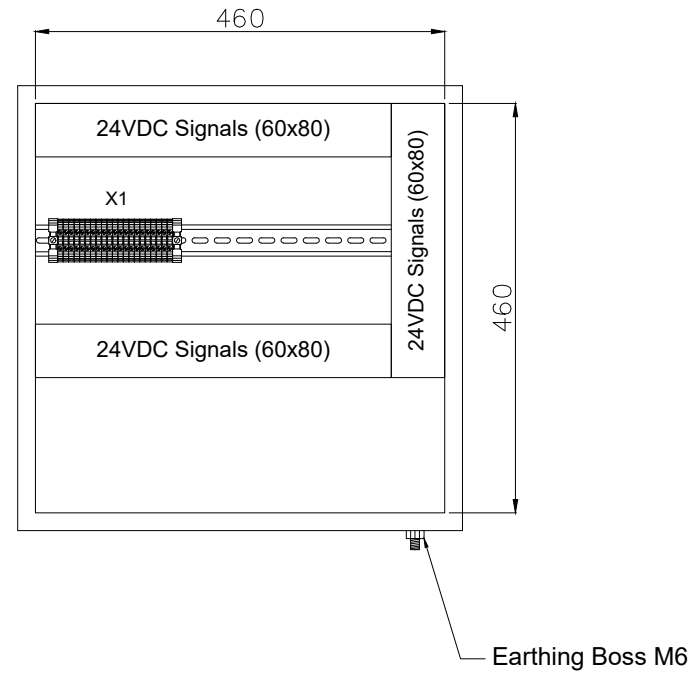
OWNER PROJECT NO.	VENDOR DWG.	MR NO.	VENDOR CODE	DISCIPLINE	UNIT	TYPE	SEQ.
3944	VD	0171	DYP	RE	400	DWG	0003
SCALE:	NONE	SIZE:	A0	SHEET NO.	31 OF 34	REV.	04

# 44LCP-8004091

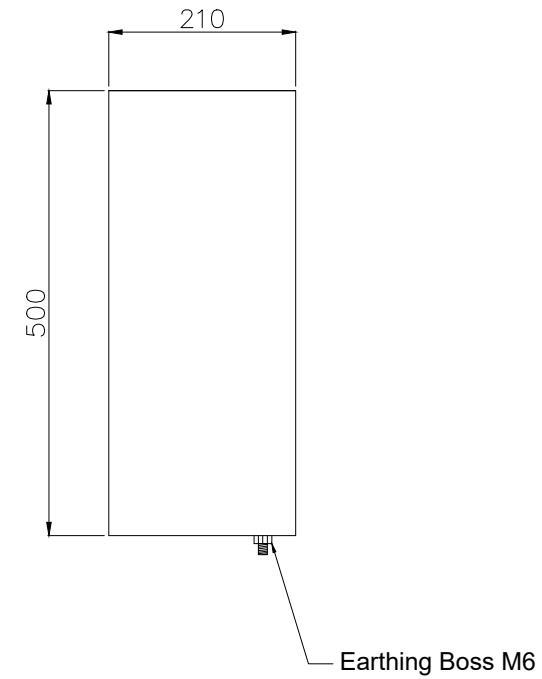
## Front Side (Outside) View



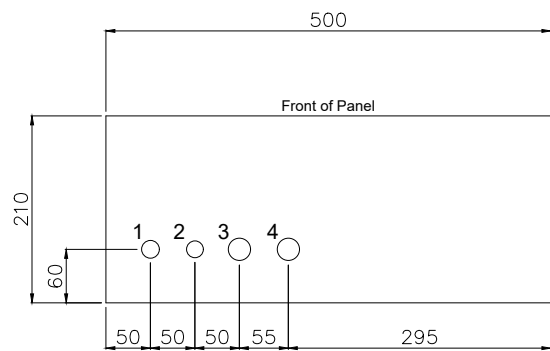
## Front Side (Inside) View



## Side (Outside) View



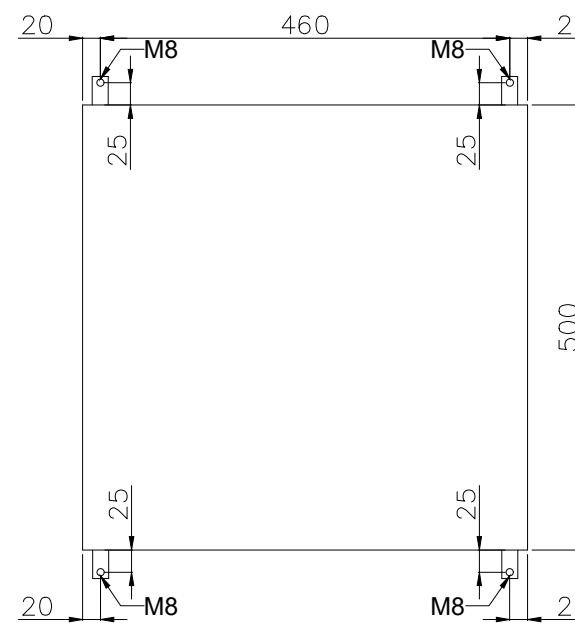
## Bottom View



## Gland Entry Details

1. M20 - 1x (Breather)
2. M20 - 1x (Spare)
3. M25 - 1x (Cable for Pushbuttons & Lamps)
4. M25 - 1x (Spare)

## Back (Outside) View Mounting Details



### GENERAL NOTES

- NOTES
1. PANEL DIMENSIONS: 500x500x210mm
  2. PANEL MATERIAL: SS316L STAINLESS STEEL
  3. PANEL COLOR: RAL7032 (GRAY)
  4. PANEL WALL THICKNESS: 1.6mm
  5. PANEL WEIGHT: ~20Kg
  6. PANEL WILL BE RIGHT HINGED
  7. AREA CLASSIFICATION: Ex II 3G IIC T3 Eex'e'
  8. AMBIENT TEMPERATURE: 5°C/+48°C
  9. INGRESS PROTECTION: IP65
  10. CABLE RACEWAYS SHALL HAVE NO LESS THAN 20% SPARE CAPACITY.
  11. DIN RAIL TYPE: NS35
  12. SPARES WILL BE PLUGGED WITH SUS Ex PLUG
  13. GLANDS WILL BE Ex'd IP65 NICKEL PLATED BRASS TYPE GLANDS
  14. ALL DIMENSIONS IN mm.
  15. EXTERNAL EARTH BOLT AND RELATED PARTS ARE ALL COPPER.
  16. INDICATION LAMP VOLTAGE: 24VDC

REF DRAWINGS	DWG.No.
Wiring Diagram	3944-VD-0171-DYP-RE-400-DIA-0002
I/O List	3944-VD-0171-DYP-RE-400-LST-0080
E&I System Config Diag.	3944-VD-0171-DYP-RE-400-DIA-0078

### LEGEND

RESULT CODE:  AP  AN  CO  RE RESUBMISSION DATE:

NEXT STATUS:  IFI  IFA  JAF  ASB/IFIN

Approval or review hereunder shall not be construed to relieve Vendor/ Subcontractor of his responsibilities and liability under the Contract.

P.O. NO.:

M.R. NO.:

ITEM NO. (EQUIPMENT NO.):

VENDOR JOB NO.:

REV.	DATE	PURPOSE OF ISSUE (P.O.I.)	PREP.	CHKD.	APPR.	AC.
04	31/Oct/25	ISSUED FOR APPROVAL	RT	RB	SC	-
03	26/Aug/25	ISSUED FOR APPROVAL	RT	RB	SC	-
02	16/Jul/25	ISSUED FOR APPROVAL	RT	RB	SC	-
01	25/Apr/25	ISSUED FOR APPROVAL	RT	RB	SC	-
00	24/Mar/25	ISSUED FOR APPROVAL	RT	RB	SC	-

OWNER:



PROJECT:  
300 KT POLYETHYLENE PLANT  
ARYA SASOL POLYMER COMPANY (ASPC)

MC:  
ISEDCO  
SAZEH CONSULTANTS

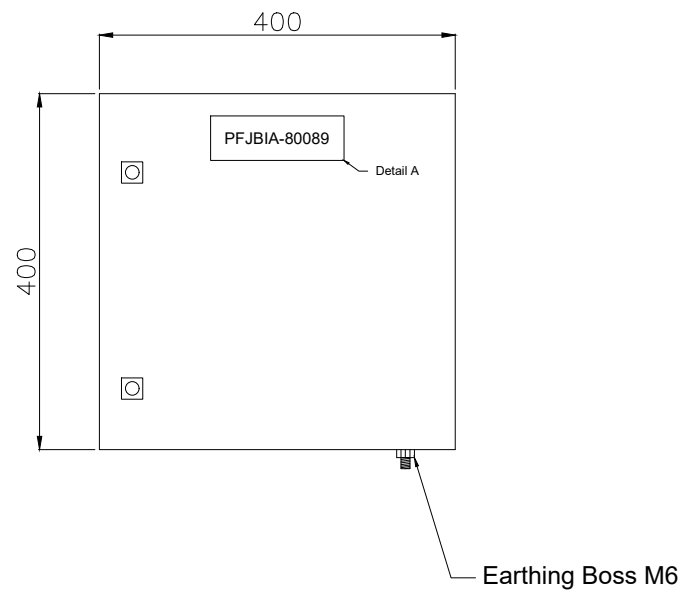
CONTRACTOR:  
SAZEH CONSULTANTS  
VENDOR:  
DYPNF

DRAWING TITLE:  
PANEL LAYOUT DRAWING  
LOCAL CONTROL PANEL 44LCP-8004091

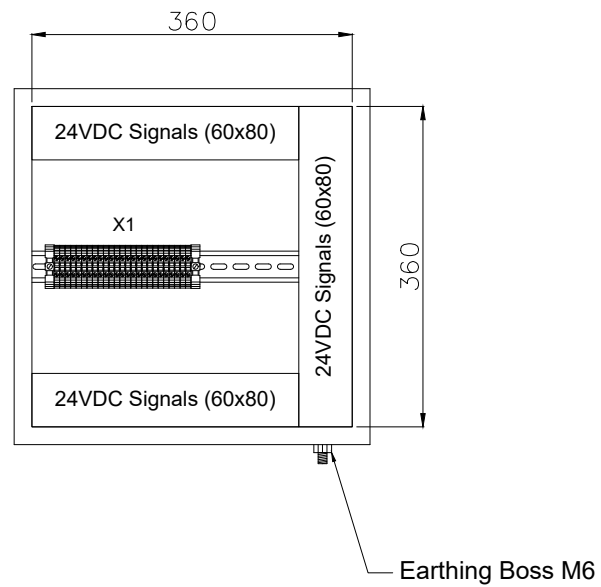
OWNER PROJECT NO.	VENDOR DWG.	MR NO.	VENDOR CODE	DISCIPLINE	UNIT	TYPE	SEQ.	
3944	VD	0171	DYP	RE	400	DWG	0003	
SCALE:	NONE	SIZE:	A0	SHEET NO.	32	OF 34	REV.	04

# PFJBIA-80089

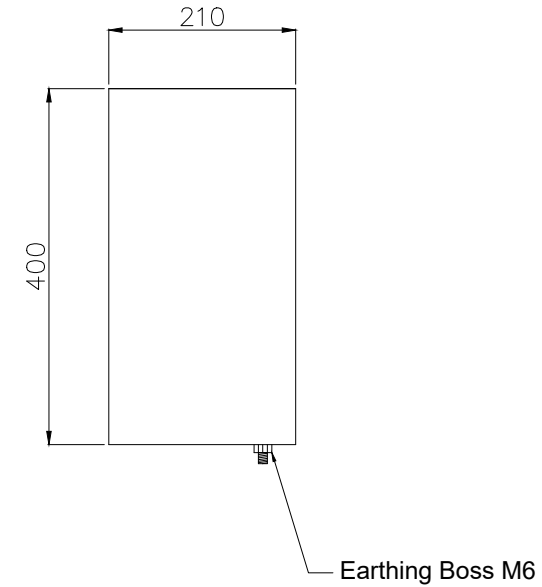
## Front Side (Outside) View



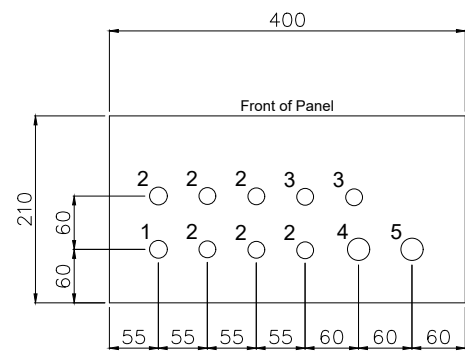
## Front Side (Inside) View



## Side (Outside) View



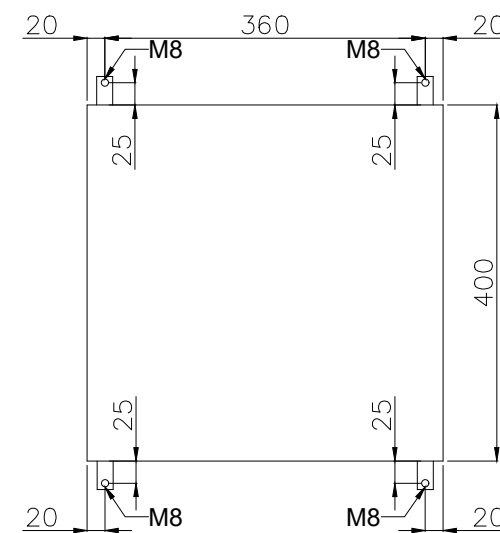
## Bottom View



## Gland Entry Details

1. M20 - 1x (Breather)
2. M20 - 6x (Cables from Transmitters)
3. M20 - 2x (Spare)
4. M25 - 1x (Multipair Cable from Customer)
5. M25 - 1x (Spare)

## Back (Outside) View Mounting Details



### GENERAL NOTES

- NOTES
1. PANEL DIMENSIONS: 400x400x210mm
  2. PANEL MATERIAL: SS316L STAINLESS STEEL
  3. PANEL COLOR: RAL7032 (GRAY)
  4. PANEL WALL THICKNESS: 1.6mm
  5. PANEL WEIGHT: ~15Kg
  6. PANEL WILL BE RIGHT HINGED
  7. AREA CLASSIFICATION: Ex II 3G IIC T3 Eex'e'
  8. AMBIENT TEMPERATURE: 5°C/+48°C
  9. INGRESS PROTECTION: IP65
  10. CABLE RACEWAYS SHALL HAVE NO LESS THAN 20% SPARE CAPACITY.
  11. DIN RAIL TYPE: NS35
  12. SPARES WILL BE PLUGGED WITH SUS EX PLUG
  13. GLANDS WILL BE Ex'd IP65 NICKEL PLATED BRASS TYPE GLANDS
  14. ALL DIMENSIONS IN mm.
  15. EXTERNAL EARTH BOLT AND RELATED PARTS ARE ALL COPPER.

REF DRAWINGS	DWG.No.
Wiring Diagram	3944-VD-0171-DYP-RE-400-DIA-0002
I/O List	3944-VD-0171-DYP-RE-400-LST-0080
E&I System Config Diag.	3944-VD-0171-DYP-RE-400-DIA-0078

### LEGEND

RESULT CODE:  AP  AN  CO  RE RESUBMISSION DATE:

NEXT STATUS:  IFI  IFA  JFC  ASB/IFIN

Approval or review hereunder shall not be construed to relieve Vendor/ Subcontractor of his responsibilities and liability under the Contract.

P.O. NO.:

M.R. NO.:

ITEM NO. (EQUIPMENT NO.):

VENDRO JOB NO.:

REV.	DATE	PURPOSE OF ISSUE (P.O.I.)	PREP.	CHKD.	APPR.	AC.
04	31/Oct/25	ISSUED FOR APPROVAL	RT	RB	SC	-
03	26/Aug/25	ISSUED FOR APPROVAL	RT	RB	SC	-
02	16/Jul/25	ISSUED FOR APPROVAL	RT	RB	SC	-
01	25/Apr/25	ISSUED FOR APPROVAL	RT	RB	SC	-
00	24/Mar/25	ISSUED FOR APPROVAL	RT	RB	SC	-

OWNER:



PROJECT:

300 KT POLYETHYLENE PLANT  
ARYA SASOL POLYMER COMPANY (ASPC)

MC:



CONTRACTOR:



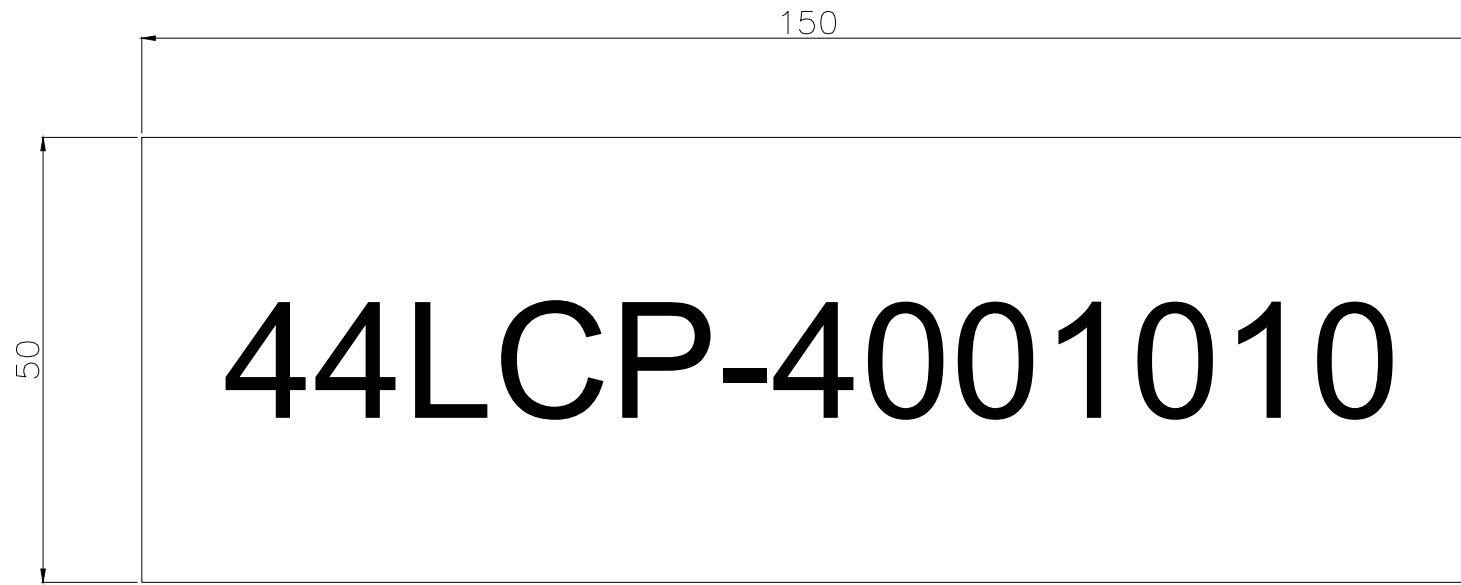
VENDOR:



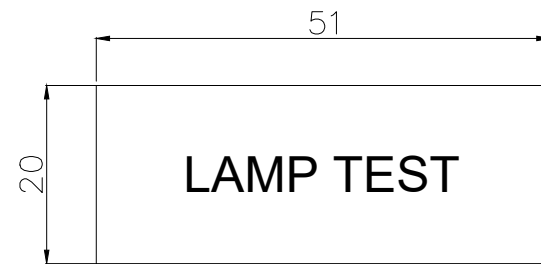
DRAWING TITLE:  
PANEL LAYOUT DRAWING  
LOCAL CONTROL PANEL PFJBIA-80089

OWNER DOC. NO.						
OWNER PROJECT NO.	VENDOR DWG.	MR NO.	VENDOR CODE	DISCIPLINE	UNIT	TYPE SEQ.
3944	VD	0171	DYP	RE	400	DWG 0003
SCALE: NONE	SIZE: A0	SHEET NO. 33	OF 34	REV. 04		

# NAME PLATE DETAILS



**DETAIL A**  
SCALE 10:1  
BLACK LETTERS WITH WHITE  
BACKGROUND



**DETAIL B**  
SCALE 10:1  
BLACK LETTERS WITH WHITE  
BACKGROUND

## GENERAL NOTES

- NOTES  
1. NAME PLATES WILL BE MADE OF STAINLESS STEEL  
2. NAME PLATES WILL BE MOUNTED ON THE INSIDE OF THE DOOR AND ON THE OUTSIDE OF THE DOOR

REF DRAWINGS	DWG.No.
Wiring Diagram	3944-VD-0171-DYP-RE-400-DIA-0002
I/O List	3944-VD-0171-DYP-RE-400-LST-0080
E&I System Config Diag.	3944-VD-0171-DYP-RE-400-DIA-0078

## LEGEND

RESULT CODE:  AP  AN  CO  RE

RESUBMISSION DATE:

NEXT STATUS:  IFI  IFA  AFC  ASB/IFIN

Approval or review hereunder shall not be construed to relieve Vendor/ Subcontractor of his responsibilities and liability under the Contract.

P.O. NO.:

M.R. NO.:

ITEM NO. (EQUIPMENT NO.):

VENDRO JOB NO.:

REV.	DATE	PURPOSE OF ISSUE (P.O.I.)	PREP.	CHKD.	APPR.	AC.
04	31/Oct/25	ISSUED FOR APPROVAL	RT	RB	SC	-
03	26/Aug/25	ISSUED FOR APPROVAL	RT	RB	SC	-
02	16/Jul/25	ISSUED FOR APPROVAL	RT	RB	SC	-
01	25/Apr/25	ISSUED FOR APPROVAL	RT	RB	SC	-
00	24/Mar/25	ISSUED FOR APPROVAL	RT	RB	SC	-

OWNER:



PROJECT:

300 KT POLYETHYLENE PLANT  
ARYA SASOL POLYMER COMPANY (ASPC)

MC:



CONTRACTOR:



VENDOR:



DRAWING TITLE:  
PANEL LAYOUT DRAWING  
LOCAL CONTROL PANEL 44AJB-80005C

OWNER DOC. NO.

OWNER PROJECT NO.	VENDOR DWG.	MR NO.	VENDOR CODE	DISCIPLINE	UNIT	TYPE	SEQ.
3944	VD	0171	DYP	RE	400	DWG	0003

SCALE: NONE SIZE: A0 SHEET NO. 34 OF 34 REV. 04