



# ASPC Project



<b>END CUSTOMER</b>	: Arya Sasol Polymer Company
<b>CONTRACTOR</b>	: DYPNF Co., Ltd.
<b>VENDOR NAME</b>	: Airpack Netherlands BV
<b>EQUIPMENT DESCRIPTION</b>	: Screw Compressor & Roots Blower : Package
<b>PURCHASE ORDER NUMBER</b>	: PO-PC2312-08

Customer Document : 3944-VD-0171-DYP-RE-400-DIA-0083  
Number

Airpack Document Number : 23383-32

Document Title : Logic diagram

Review Code and Status		Contractor Initials/Signature	Date signed
<input type="checkbox"/>	<b>Code 1</b> <b>REJECTED</b> - Vendor to revise and Resubmit. Work cannot proceed		
<input type="checkbox"/>	<b>Code 2</b> Comments As Noted - Work May proceed, subject to compliance with and incorporation of comments		
<input type="checkbox"/>	<b>Code 3</b> No Comments - Work may proceed.		
<input type="checkbox"/>	<b>Code 4</b> Information only - Review not required.		

00	Issued for Approval	01-10-2025	AZ	SC	JJ
Rev. No.	Description	Date	Prepared by	Checked by	Approved by

300 KT POLYETHYLENE PLANT  
ARYA SASOL POLYMER COMPANY  
(ASPC)

LOGIC DIAGRAMS  
(Rev.00)

2025. 09. 30

# DRAWING LIST (1)

SHEET NO. (3944-VD-0171-DYP-RE-400-DIA-0083)	DWG TITLE	REV.	REMARKS
001	LOGIC SYMBOL 1	00	
002	LOGIC SYMBOL 2	00	
010	44C-40001A/B INSTRUMENT	00	
011	44C-40001A/B INSTRUMENT	00	
012	44C-40001A/B ALARMS AND TRIPS	00	
013	44C-40001A/B ALARMS AND TRIPS	00	
014	44C-40001A/B START AND STOP	00	
015	44C-40001A/B RUNNING	00	
016	44C-40001A/B MOTOR START AND STOP	00	
017	44C-40001A/B TRIP TO MOTOR	00	
020	44C-80001A/B;44C-80005A/B/C INSTRUMENT	00	
021	44C-80001A/B;44C-80005A/B/C INSTRUMENT	00	
022	44C-80001A/B;44C-80005A/B/C ALARMS AND TRIPS	00	
023	44C-80001A/B;44C-80005A/B/C ALARMS AND TRIPS	00	
024	44C-80001A/B;44C-80005A/B/C START AND STOP	00	
025	44C-80001A/B;44C-80005A/B/C RUNNING	00	
026	44C-80001A/B;44C-80005A/B/C MOTOR START AND STOP	00	
027	44C-80001A/B;44C-80005A/B/C TRIP TO MOTOR	00	
030	44C-80004A/B INSTRUMENT	00	
031	44C-80004A/B INSTRUMENT	00	
032	44C-80004A/B ALARMS AND TRIPS	00	
033	44C-80004A/B ALARMS AND TRIPS	00	
034	44C-80004A/B START AND STOP	00	
035	44C-80004A/B RUNNING	00	
036	44C-80004A/B MOTOR START AND STOP	00	
037	44C-80004A/B TRIP TO MOTOR	00	

NOTE

LOGIC DIAGRAM (POWDER)

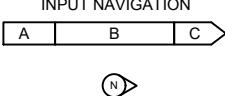
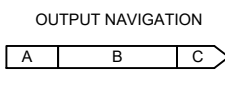
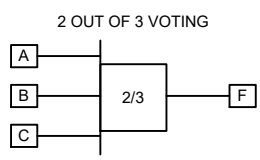
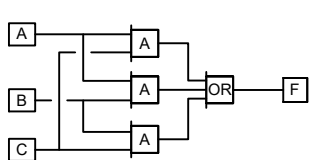
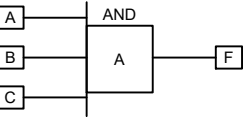
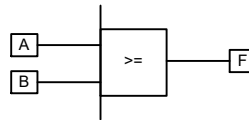
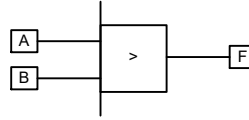
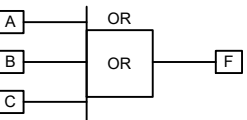
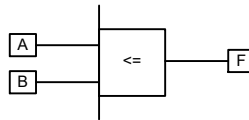
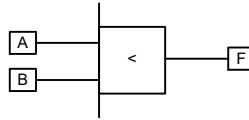
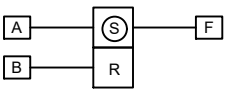
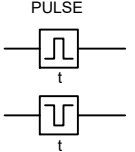
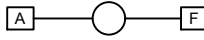
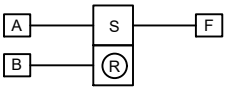
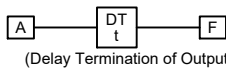
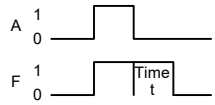
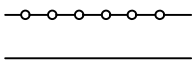
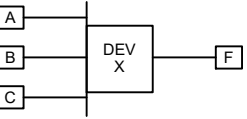
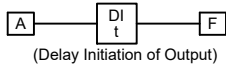
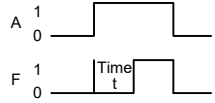
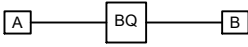
PROJECT : 300 KT POLYETHYLENE PLANT  
ARYA SASOL POLYMER COMPANY (ASPC)

DRAWING NO.	3944-VD-0171-DYP-RE-400-DIA-0083
-------------	----------------------------------

SCALE : NONE	SHEET NO.	00A	REV. NO	00
--------------	-----------	-----	---------	----



# LOGIC SYMBOL 1

<p><b>INPUT NAVIGATION</b></p>  <p>A : Output Serial No. B : Output Logic No. C : Output Sheet No.</p> <p style="text-align: center;">From / To (at Same Sheet)</p>	<p><b>OUTPUT NAVIGATION</b></p>  <p>A : Input Serial No. B : Input Logic No. C : Input Sheet No.</p>	<p><b>2 OUT OF 3 VOTING</b></p>   <p>Output "F" exists when any TWO (2) of the three input exists</p>
 <p>Output "F" exists only while inputs "A" and "B" and "C" exist simultaneously.</p>	<p><b>GREATER THAN EQUAL TO</b></p>  <p>Output "F" exists whenever inputs "A" is greater than or equal to "B"</p>	<p><b>GREATER THAN</b></p>  <p>Output "F" exists whenever inputs "A" is greater than "B"</p>
 <p>Output "F" exists whenever inputs "A" or "B" or "C" exists.</p>	<p><b>LESS THAN EQUAL TO</b></p>  <p>Output "F" exists whenever inputs "A" is less than or equal to "B"</p>	<p><b>LESS THAN</b></p>  <p>Output "F" exists whenever inputs "A" is less than "B"</p>
<p><b>SR FLIP-FLOP (Set Dominant)</b></p>  <p>S : Set Memory (Set Emergency Reset) R : Reset Memory Output "F" exists as soon as input "A" exist. "F" continues to exist regardless of the subsequent state of "A" until the memory is reset i.e., terminated by input "B" existing. "F" remains terminated regardless of the subsequent state of "B" until "A" causes the memory to be set. The circle denotes that input "A" Emergency input "B" if both inputs exist simultaneously.</p>	<p><b>PULSE</b></p>  <p>Positive Pulse Output : "A" Pulse (i.e. 1) generate when input change from 0 to 1. Negative Pulse Output : "A" Pulse (i.e. 0) generate when input change from 1 to 0.</p>	<p><b>INVERT</b></p>  <p>Output "F" exist whenever inputs "A" does not exist. Output "F" does not exist when input "A" exist.</p>
<p><b>RS FLIP-FLOP (Reset Dominant)</b></p>  <p>S : Set Memory R : Reset Memory (Reset Emergency Set) Output "F" exists as soon as input "A" exist. "F" continues to exist regardless of the subsequent state of "A" until the memory is reset i.e., terminated by input "B" existing. "F" remains terminated regardless of the subsequent state of "B" until "A" causes the memory to be set. The circle denotes that input "B" Emergency input "A" if both inputs exist simultaneously.</p>	<p><b>TIME ELEMENT</b></p>  <p>(Delay Termination of Output)</p>  <p>The existence of input "A" causes output "F" to exist immediately. Output "F" terminates when input "A" has terminated and has not again existed for time t.</p>	<p style="text-align: center;">Communication Link Between DCS &amp; Other System</p>  <p style="text-align: center;">Communication Hard Wiring</p>
<p><b>DEVIATION</b></p>  <p>Output "F" exists whenever inputs "A" or "B" or "C" deviates from each other than "X". X=Deviation Limit</p>	<p><b>DI (Delay Initiation of Output)</b></p>  <p>(Delay Initiation of Output)</p>  <p>The continuous existence of input "A" for time t causes output "F" to exist when t expires. Output "F" terminates when input "A" terminates.</p>	<p><b>SIGNAL BAD QUALITY</b></p>  <p>Output "B" is true if the field input signal "A" is less than or greater than the setpoint value.</p>


















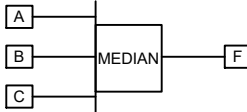





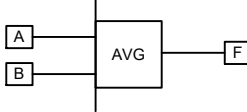
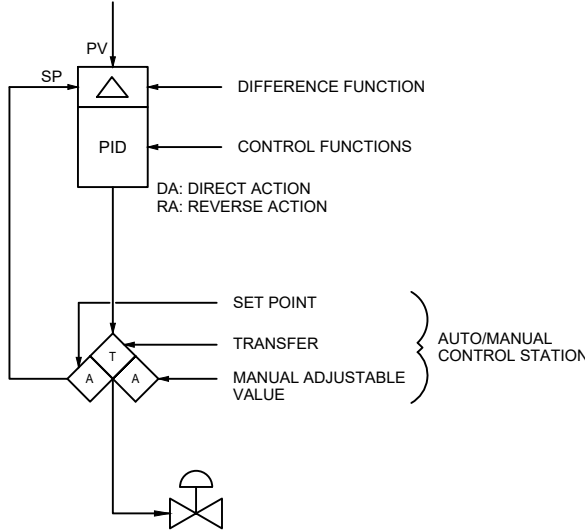
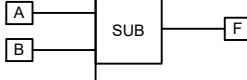
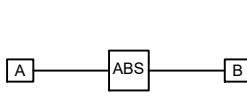
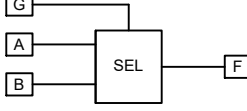
NOTE

LOGIC DIAGRAM (POWDER)

PROJECT : 300 KT POLYETHYLENE PLANT  
ARYA SASOL POLYMER COMPANY (ASPC)

DRAWING NO.	3944-VD-0171-DYP-RE-400-DIA-0083			
SCALE : NONE	SHEET NO.	001	REV. NO	00

# LOGIC SYMBOL 2

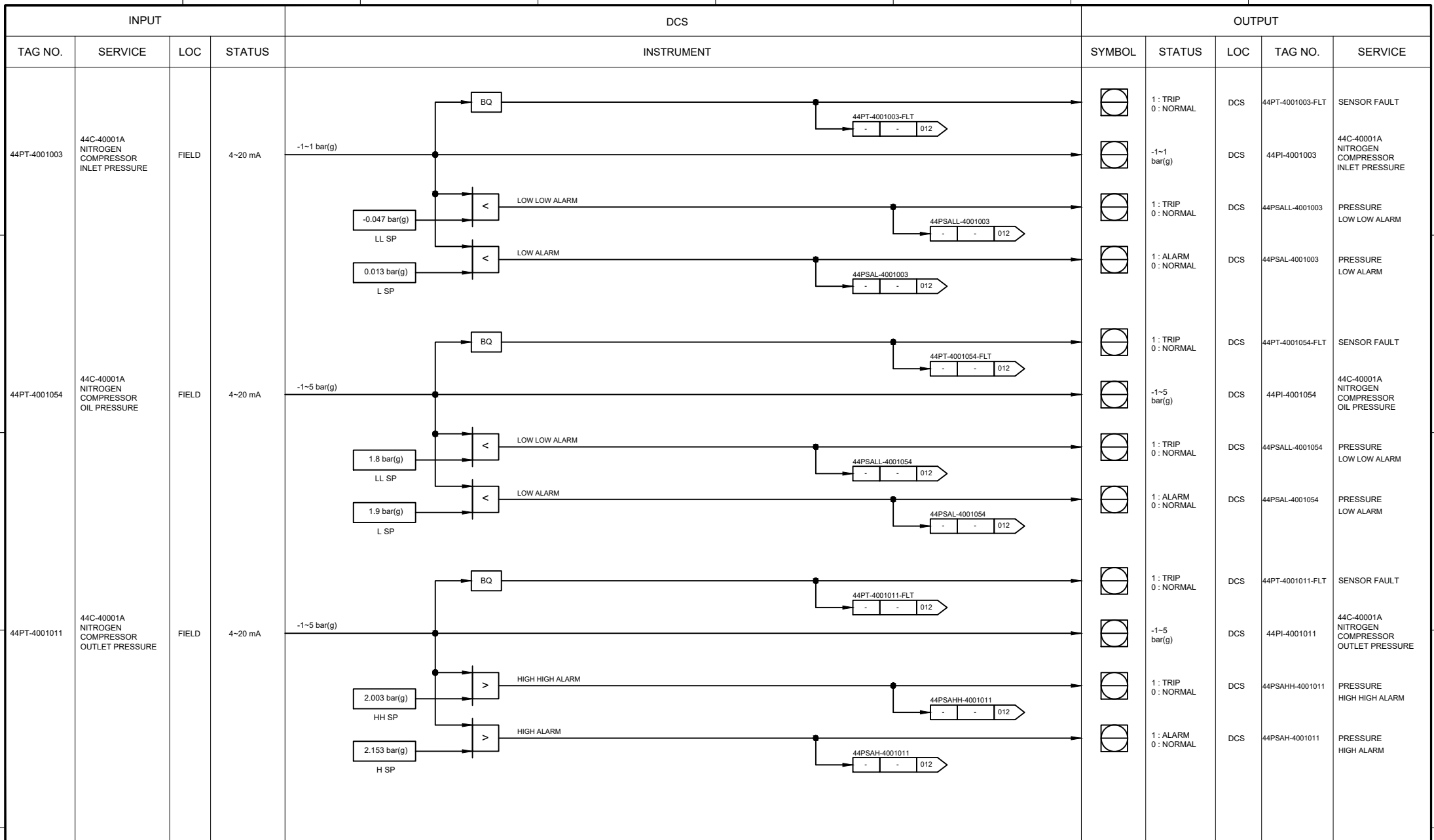
 <p style="text-align: center;">Square Root Function</p>	 <p style="text-align: center;">Logic output exists periodically when logic power is energized</p>	<div style="display: flex; flex-direction: column; align-items: center;"> <div style="margin-bottom: 5px;"> Local Field Instrument</div> <div style="margin-bottom: 5px;"> Instrument on Panel or Console In Central Control Room</div> <div style="margin-bottom: 5px;"> Instrument on Local Panel</div> <div style="margin-bottom: 5px;"> Distribution Control System (DCS) Function In Central Control Room</div> <div style="margin-bottom: 5px;"> Non-Displayed DCS Function * Identifies Function if Required</div> <div style="margin-bottom: 5px;"> Instrument Connected to PLC For Sequential Logic. Not Implemented in DCS</div> <div style="margin-bottom: 5px;"> Instrument Connected to PLC in Field For Sequential Logic. Not Implemented in DCS</div> <div style="margin-bottom: 5px;"> Local Indication Lamp</div> <div style="margin-bottom: 5px;"> Aux Indication Lamp</div> <div style="margin-bottom: 5px;"> Local Field Panel Indication Lamp</div> <div style="margin-bottom: 5px;"> Solenoid Valve</div> <div style="margin-bottom: 5px;"> Motor Control Center</div> <div style="margin-bottom: 5px;"> DCS Logic</div> <div style="margin-bottom: 5px;"> ESD Logic</div> <div style="margin-bottom: 5px;"> PLC Logic</div> </div> <p style="margin-top: 20px;">ABBREVIATION          -LOCATION          F -FIELD          DCS -DISTRIBUTED CONTROL SYSTEM          MCC -MOTOR CONTROL CENTER          LCP -LOCAL PUSHBUTTON STATION          UCP -UNIT CONTROL PANEL</p>
<p>MEDIAN VALUE OF THREE</p>  <p style="text-align: center;">Output "F" is median value of input "A", "B" and "C"</p>	 <p style="text-align: center;">Constant Value (0~)</p>	
<p>LINE CONVENTION</p>  <p style="text-align: center;">Line cross-over without connection</p>  <p style="text-align: center;">Line cross-over with connection</p>	 <p style="text-align: center;">Always 1 (True)</p>  <p style="text-align: center;">Always 0 (False)</p>	
<p>AVERAGE</p>  <p style="text-align: center;">Output "F" is average value of inputs "A" and "B"</p>		
<p>Subtract</p>  <p style="text-align: center;">Output "F" = Input "A" - Input "B"</p>		
<p>ABSOLUTE</p>  <p style="text-align: center;">Output "F" is the absolute value of input "A"</p>		
<p>SELECT</p>  <p style="text-align: center;">If Input "G" = Off, Output "F" = Input "A"                  If Input "G" = On, Output "F" = Input "B"</p>		
<p>NOTE</p>		

## LOGIC DIAGRAM (POWDER)

PROJECT : 300 KT POLYETHYLENE PLANT  
 ARYA SASOL POLYMER COMPANY (ASPC)

DRAWING NO.	3944-VD-0171-DYP-RE-400-DIA-0083			
-------------	----------------------------------	--	--	--

SCALE : NONE	SHEET NO.	002	REV. NO.	00
--------------	-----------	-----	----------	----



NOTE

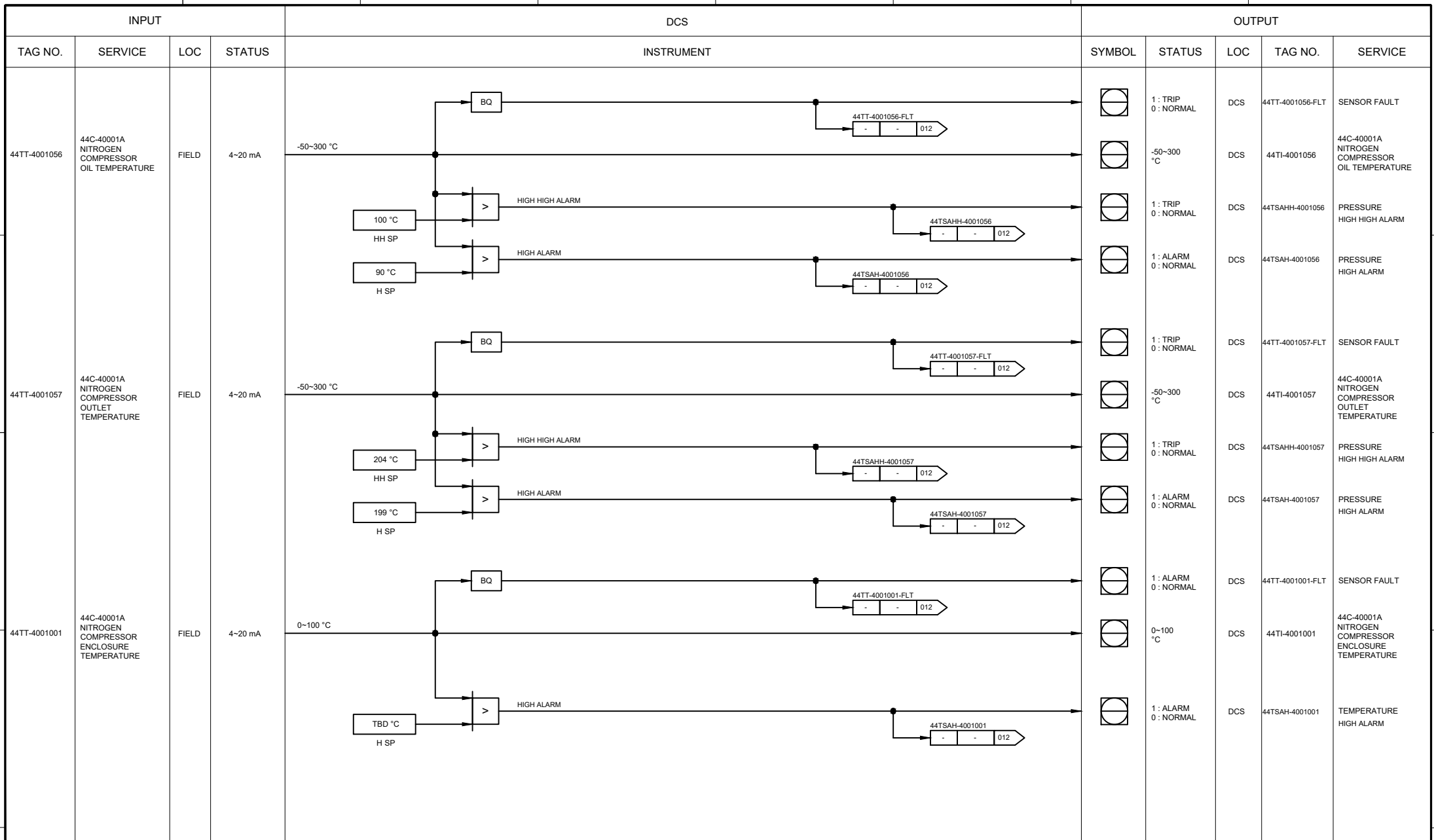
1. This logic diagram provides the detailed operation of nitrogen compressor 44C-40001A. Nitrogen compressor 44C-40001B works the same. Only tag numbers need to be changed accordingly.

LOGIC DIAGRAM (POWDER)

PROJECT : 300 KT POLYETHYLENE PLANT  
ARYA SASOL POLYMER COMPANY (ASPC)

DRAWING NO. 3944-VD-0171-DYP-RE-400-DIA-0083

SCALE : NONE SHEET NO. 010 REV. NO 00

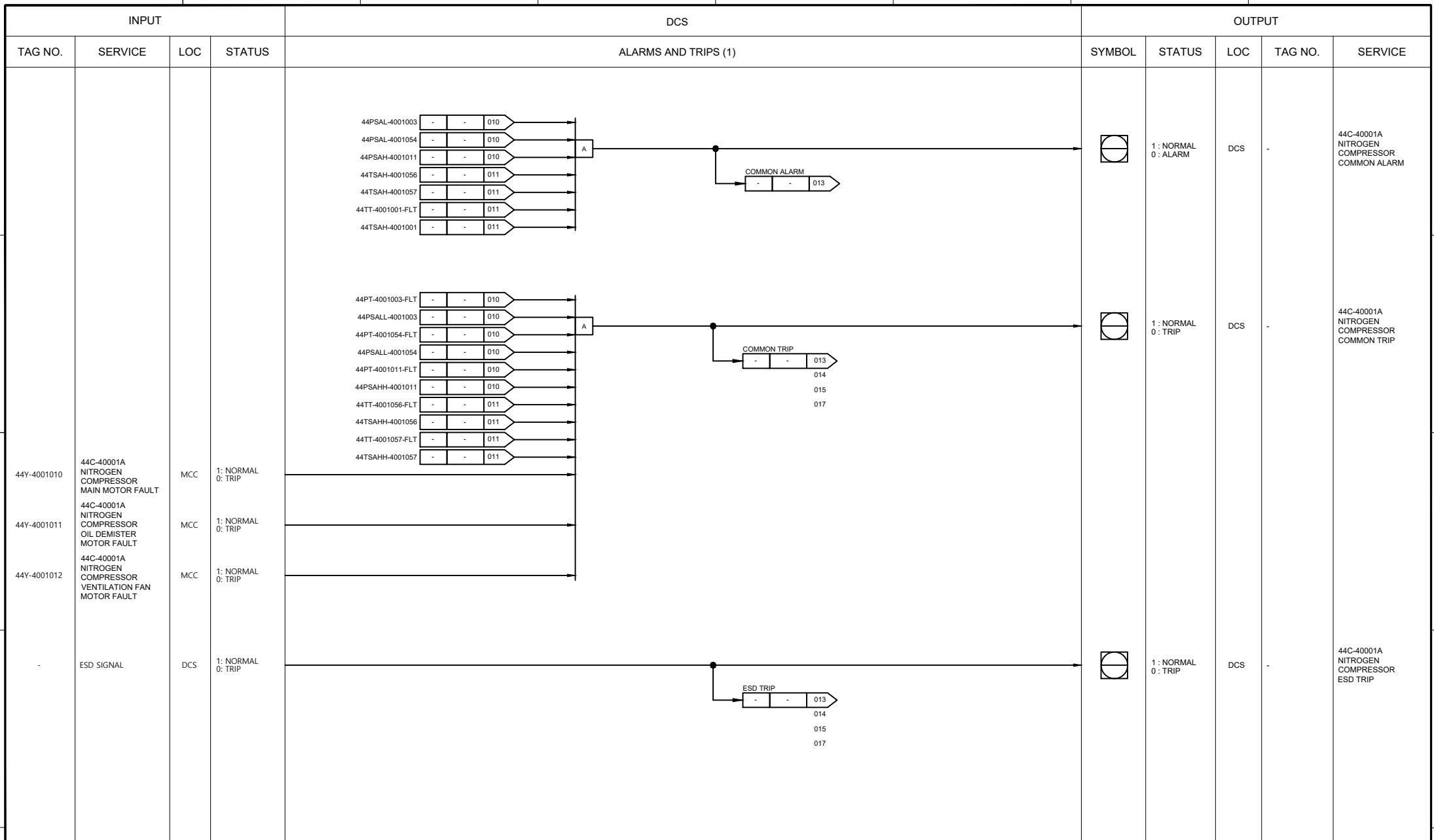


NOTE  
1. This logic diagram provides the detailed operation of nitrogen compressor 44C-40001A. Nitrogen compressor 44C-40001B works the same. Only tag numbers need to be changed accordingly.

LOGIC DIAGRAM (POWDER)

PROJECT : 300 KT POLYETHYLENE PLANT  
ARYA SASOL POLYMER COMPANY (ASPC)

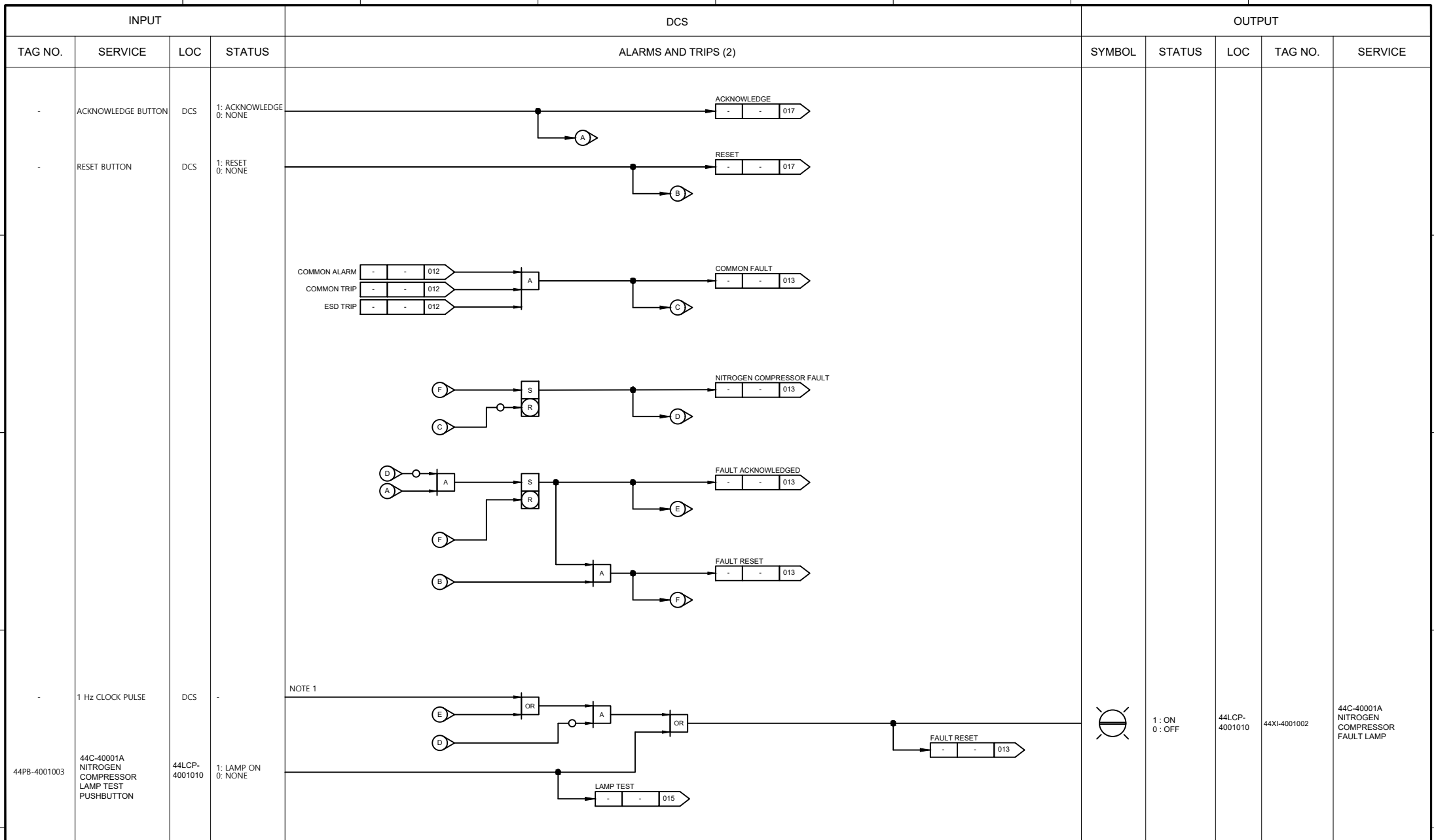
DRAWING NO.	3944-VD-0171-DYP-RE-400-DIA-0083
SCALE : NONE	SHEET NO. 011
	REV. NO 00



**NOTE**

1. This logic diagram provides the detailed operation of nitrogen compressor 44C-40001A. Nitrogen compressor 44C-40001B works the same. Only tag numbers need to be changed accordingly.

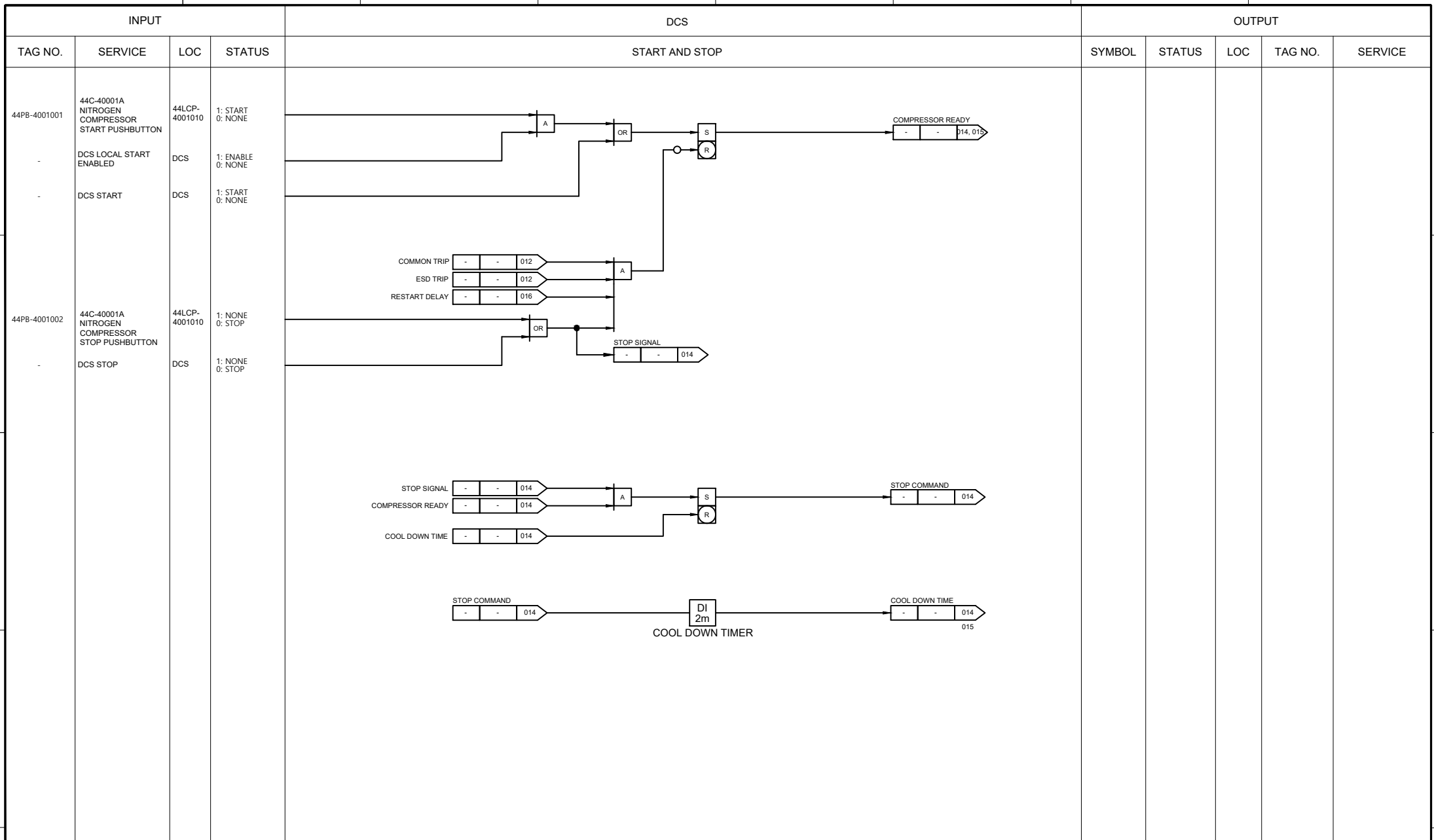
LOGIC DIAGRAM (POWDER)				
PROJECT : 300 KT POLYETHYLENE PLANT ARYA SASOL POLYMER COMPANY (ASPC)				
DRAWING NO.		3944-VD-0171-DYP-RE-400-DIA-0083		
SCALE : NONE	SHEET NO.	012	REV. NO	00



**NOTE**

- Continuously repeating 1 Hz clock pulse (commonly generated internally by PLC CPU) - 0.5 seconds TRUE, 0.5 seconds FALSE.
- This logic diagram provides the detailed operation of nitrogen compressor 44C-40001A. Nitrogen compressor 44C-40001B works the same. Only tag numbers need to be changed accordingly.

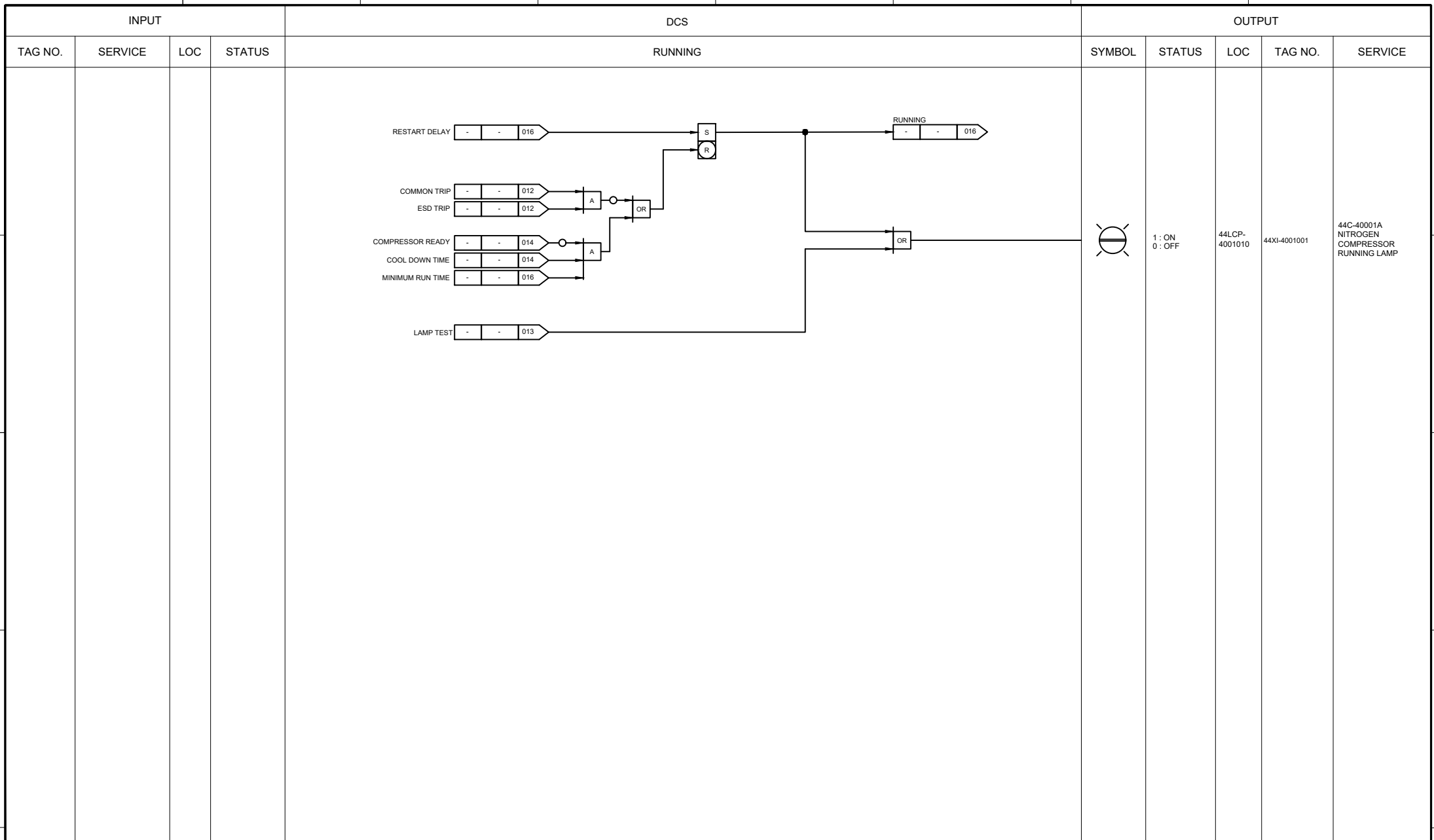
LOGIC DIAGRAM (POWDER)				
PROJECT : 300 KT POLYETHYLENE PLANT ARYA SASOL POLYMER COMPANY (ASPC)				
DRAWING NO.		3944-VD-0171-DYP-RE-400-DIA-0083		
SCALE : NONE	SHEET NO.	013	REV. NO	00



**NOTE**

1. This logic diagram provides the detailed operation of nitrogen compressor 44C-40001A. Nitrogen compressor 44C-40001B works the same. Only tag numbers need to be changed accordingly.

LOGIC DIAGRAM (POWDER)				
PROJECT : 300 KT POLYETHYLENE PLANT ARYA SASOL POLYMER COMPANY (ASPC)				
DRAWING NO.		3944-VD-0171-DYP-RE-400-DIA-0083		
SCALE : NONE	SHEET NO.	014	REV. NO	00



**NOTE**

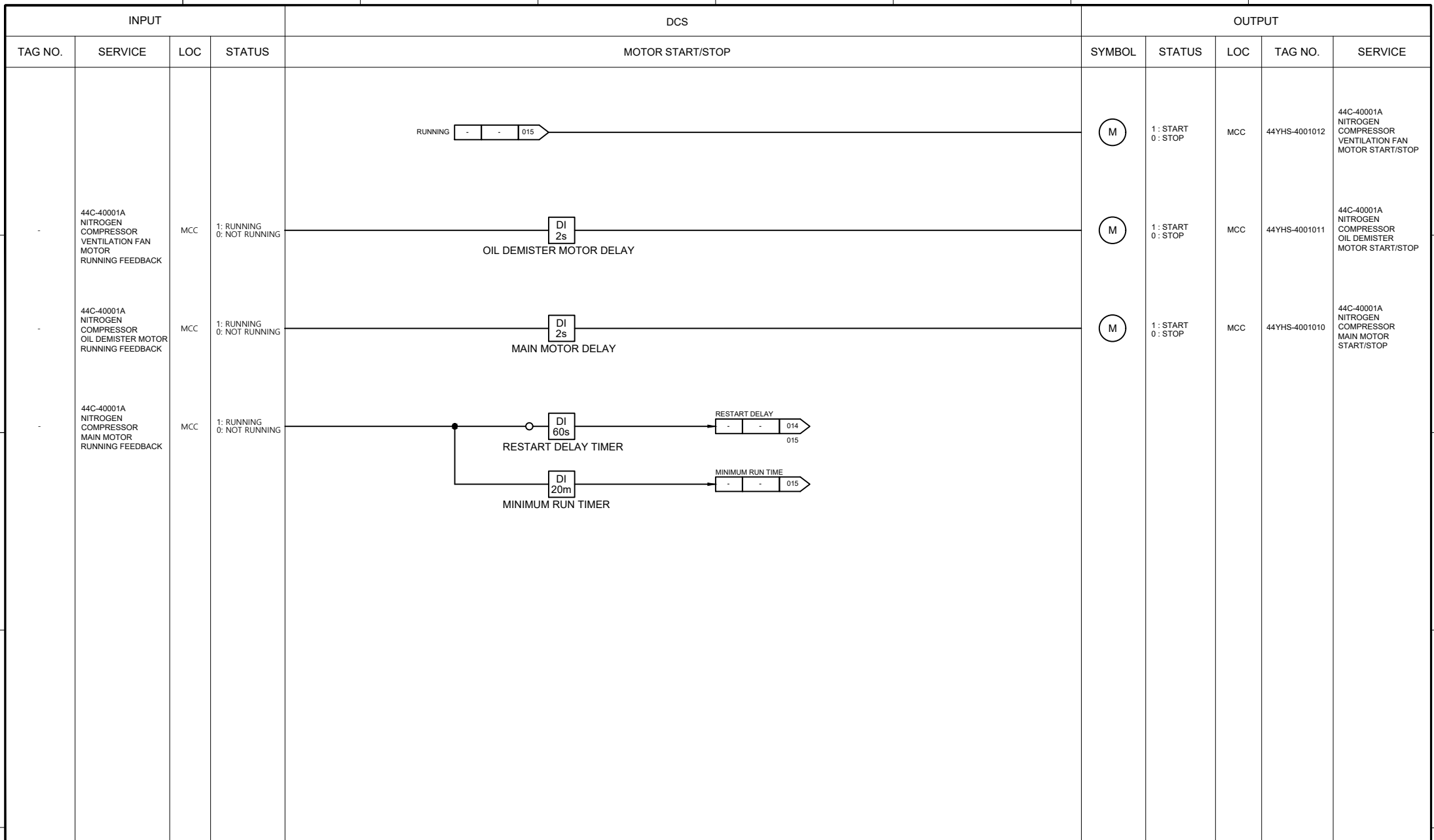
1. This logic diagram provides the detailed operation of nitrogen compressor 44C-40001A. Nitrogen compressor 44C-40001B works the same. Only tag numbers need to be changed accordingly.

LOGIC DIAGRAM (POWDER)

PROJECT : 300 KT POLYETHYLENE PLANT  
ARYA SASOL POLYMER COMPANY (ASPC)

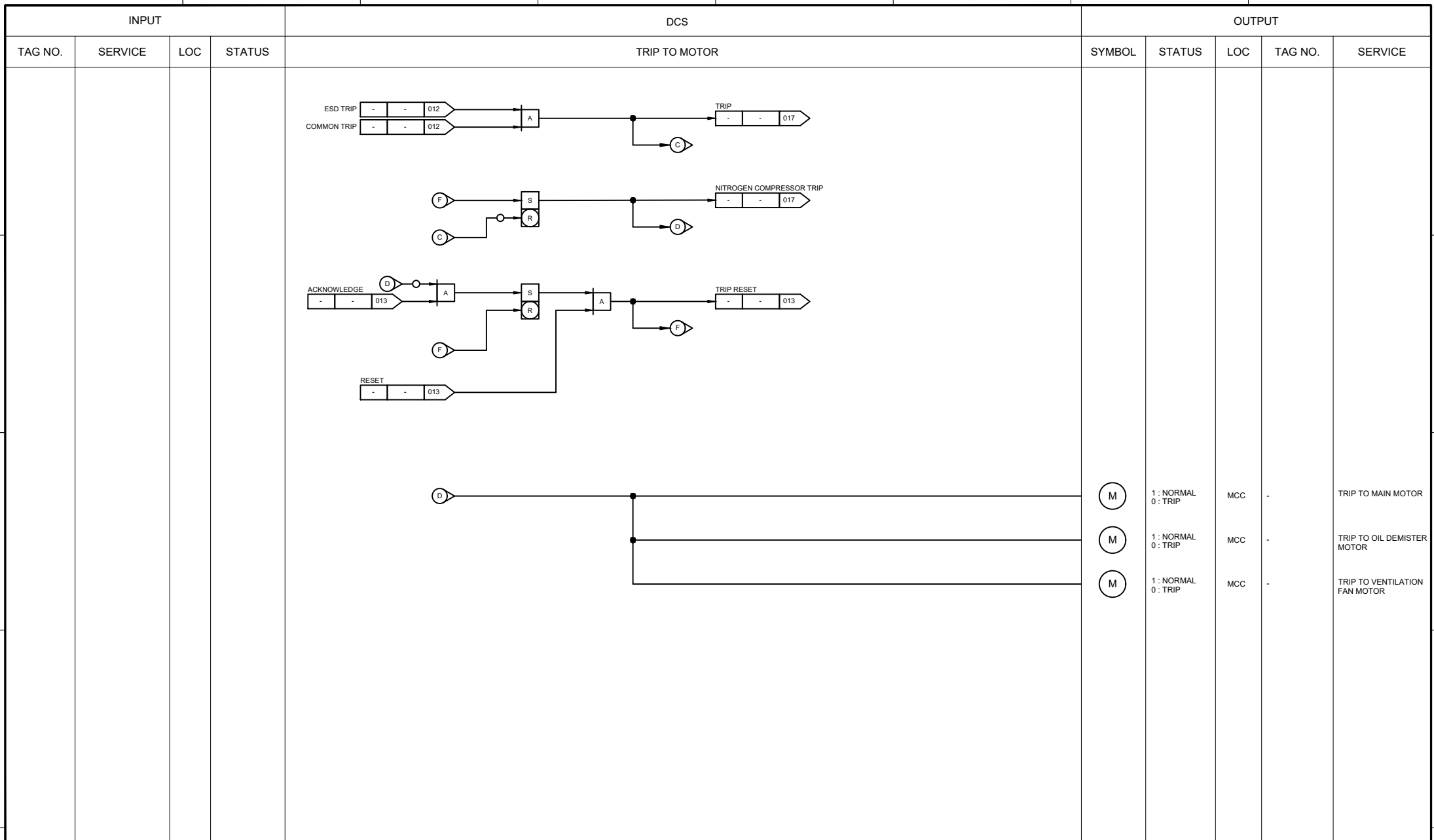
DRAWING NO.	3944-VD-0171-DYP-RE-400-DIA-0083
-------------	----------------------------------

SCALE : NONE	SHEET NO.	015	REV. NO	00
--------------	-----------	-----	---------	----

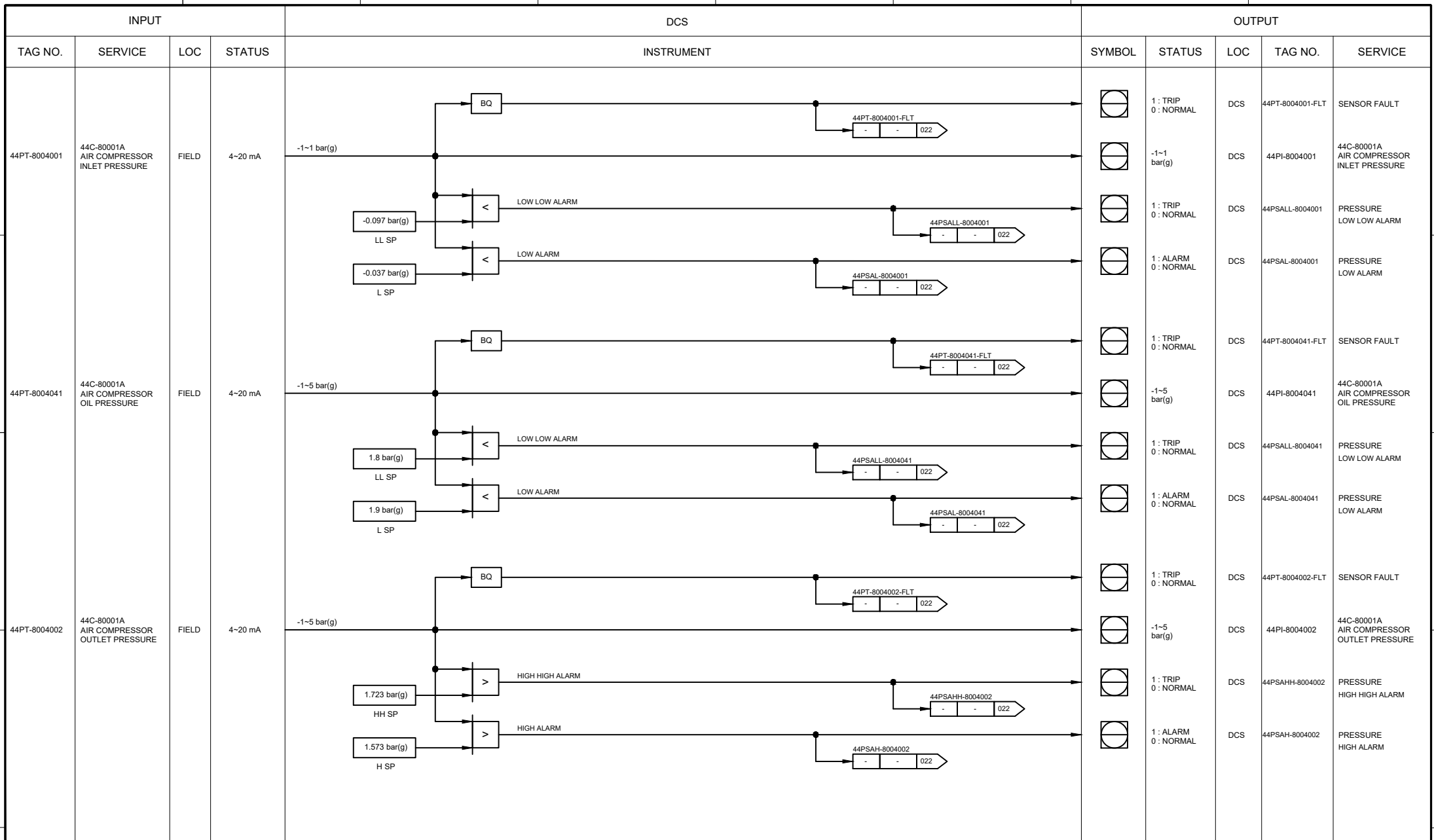


NOTE  
1. This logic diagram provides the detailed operation of nitrogen compressor 44C-40001A. Nitrogen compressor 44C-40001B works the same. Only tag numbers need to be changed accordingly.

LOGIC DIAGRAM (POWDER)				
PROJECT : 300 KT POLYETHYLENE PLANT ARYA SASOL POLYMER COMPANY (ASPC)				
DRAWING NO.	3944-VD-0171-DYP-RE-400-DIA-0083			
SCALE : NONE	SHEET NO.	016	REV. NO	00



<b>NOTE</b> 1. This logic diagram provides the detailed operation of nitrogen compressor 44C-40001A. Nitrogen compressor 44C-40001B works the same. Only tag numbers need to be changed accordingly.							LOGIC DIAGRAM (POWDER)				
							PROJECT : 300 KT POLYETHYLENE PLANT ARYA SASOL POLYMER COMPANY (ASPC)				
							DRAWING NO.		3944-VD-0171-DYP-RE-400-DIA-0083		
							SCALE : NONE	SHEET NO.	017	REV. NO	00



NOTE

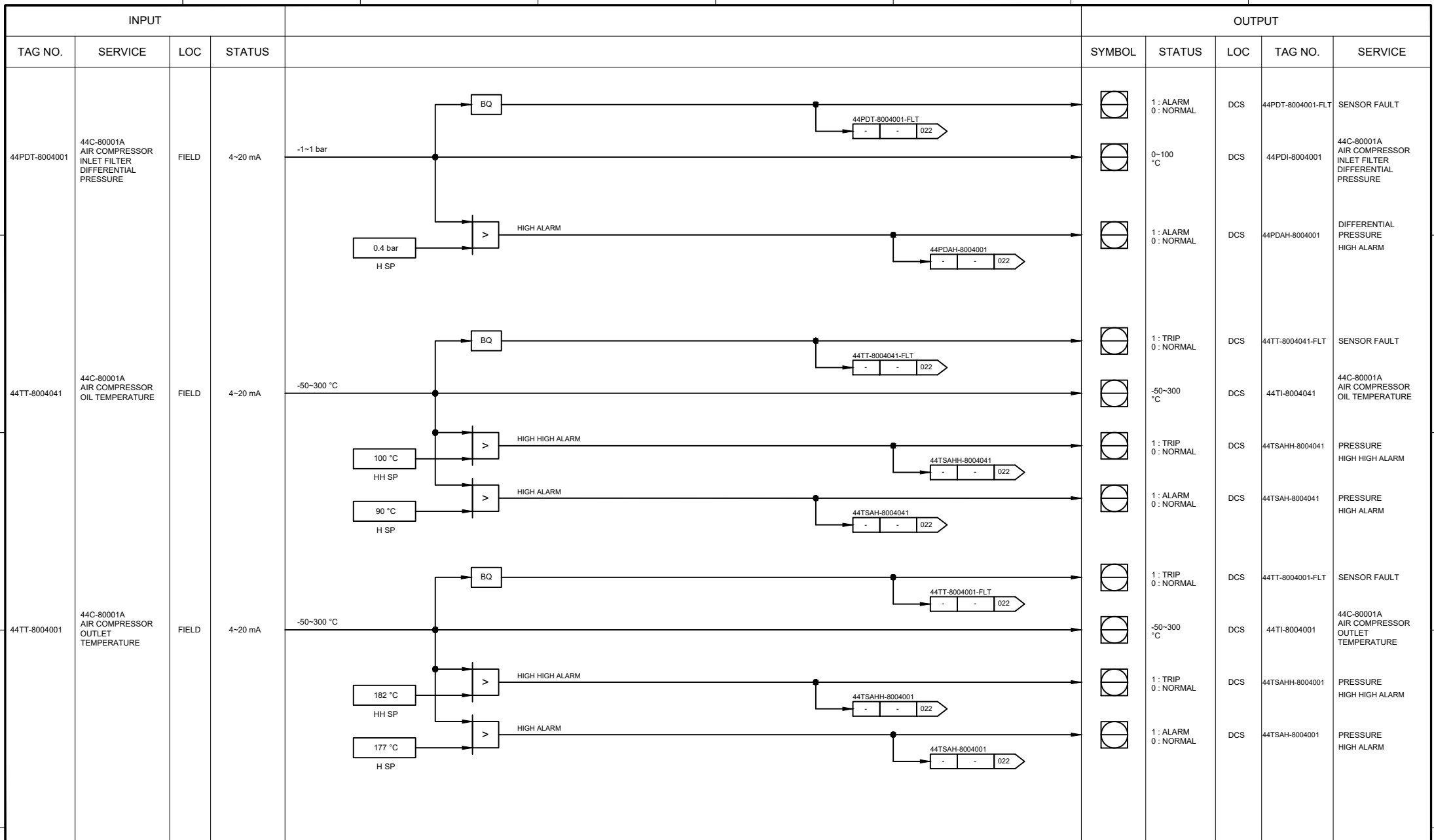
- This logic diagram provides the detailed operation of air compressor 44C-80001A. Air compressor 44C-80001B and 44C-80005A/B/C works the same. Only tag numbers need to be changed accordingly.
- For compressor 44C-80005A/B/C, outlet pressure transmitter has the HH SP at 1.673 bar(g), and H SP at 1.523 bar(g).

LOGIC DIAGRAM (POWDER)

PROJECT : 300 KT POLYETHYLENE PLANT  
ARYA SASOL POLYMER COMPANY (ASPC)

DRAWING NO. 3944-VD-0171-DYP-RE-400-DIA-0083

SCALE : NONE SHEET NO. 020 REV. NO 00



NOTE

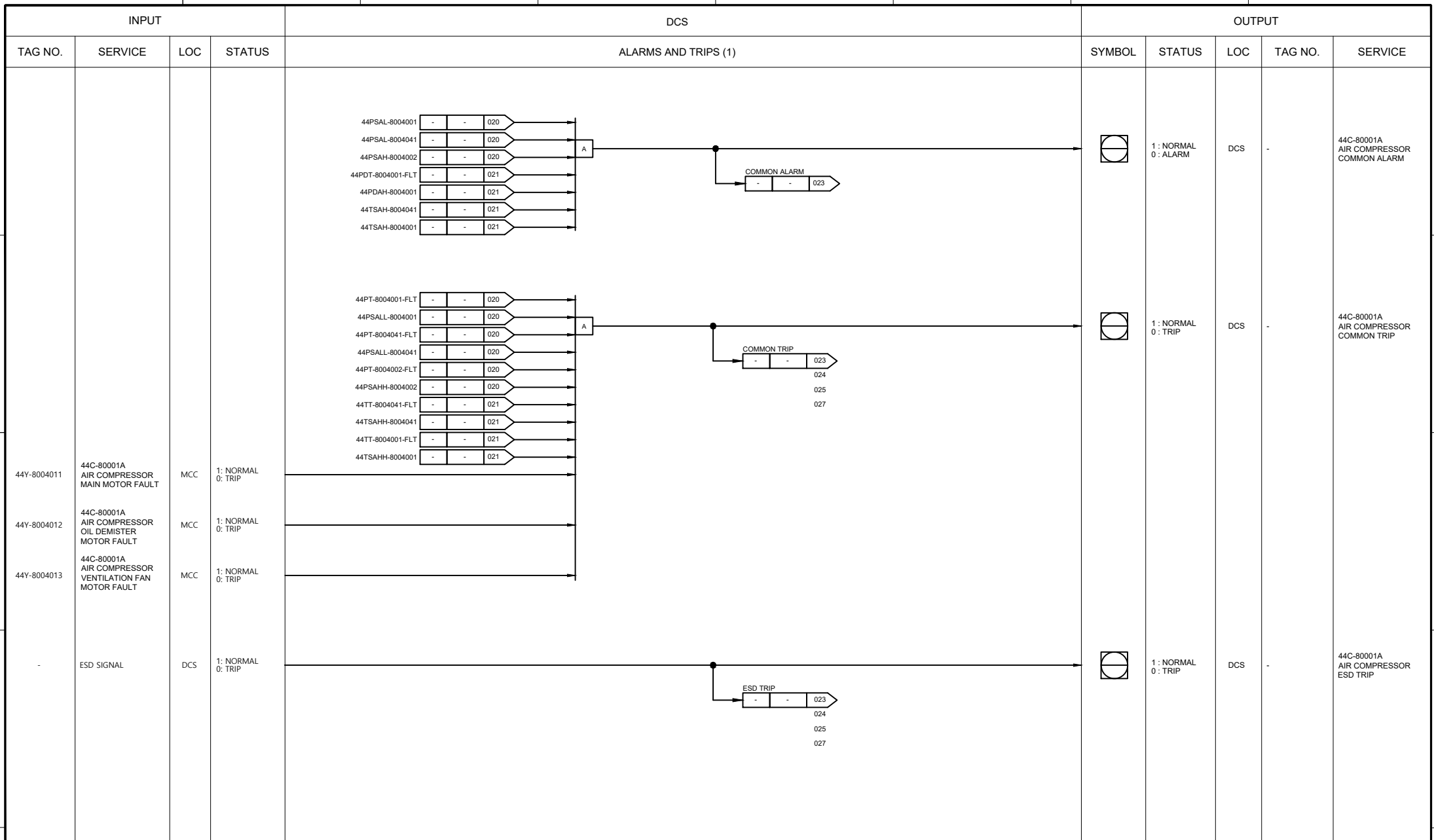
- This logic diagram provides the detailed operation of air compressor 44C-80001A. Air compressor 44C-80001B and 44C-80005A/B/C works the same. Only tag numbers need to be changed accordingly.
- For compressor 44C-80005A/B/C, outlet temperature transmitter has the HH SP at 179 °C, and H SP at 174 °C.

LOGIC DIAGRAM (POWDER)

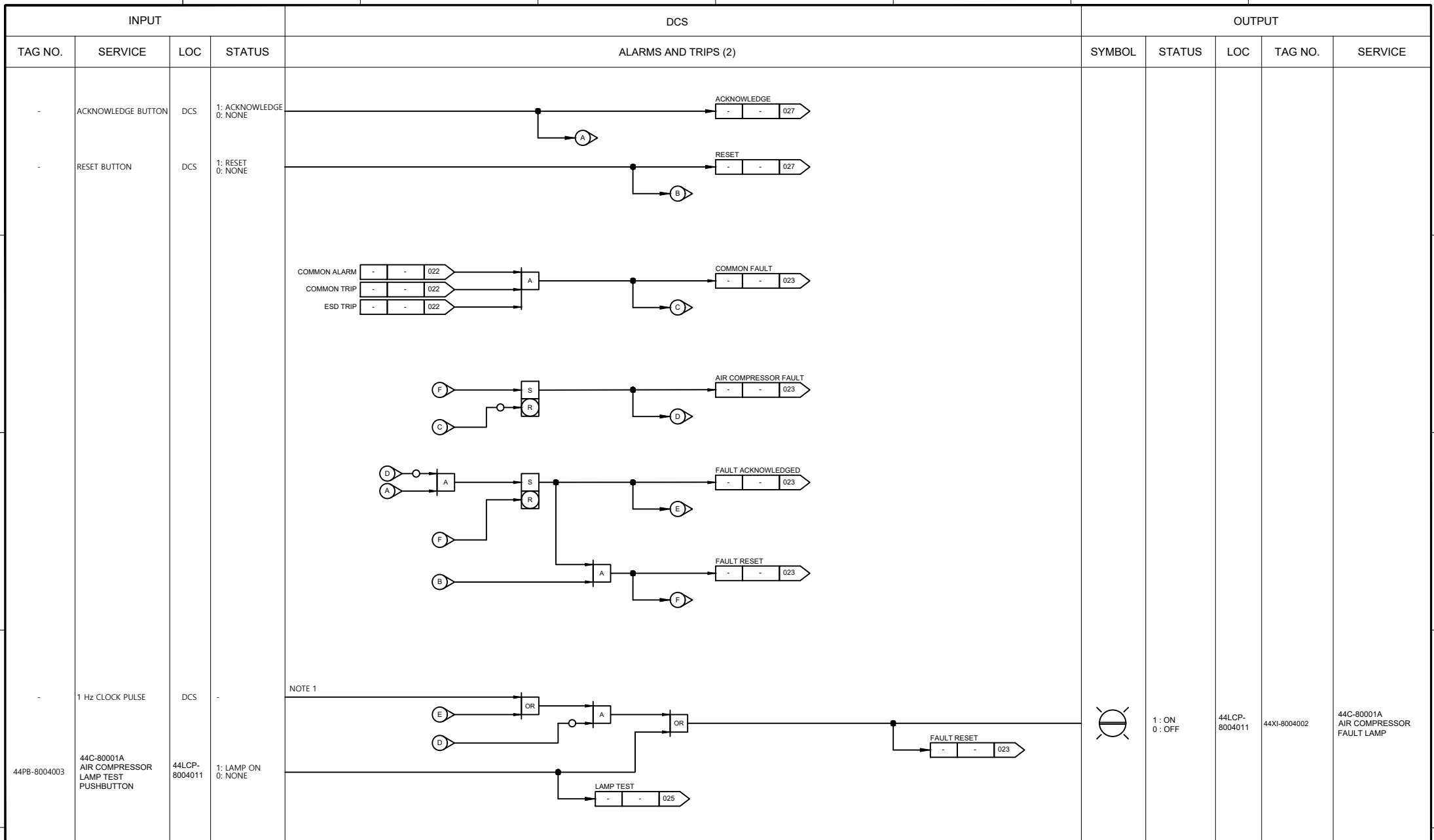
PROJECT : 300 KT POLYETHYLENE PLANT  
ARYA SASOL POLYMER COMPANY (ASPC)

DRAWING NO. 3944-VD-0171-DYP-RE-400-DIA-0083

SCALE : NONE SHEET NO. 021 REV. NO 00



NOTE							LOGIC DIAGRAM (POWDER)					
1. This logic diagram provides the detailed operation of air compressor 44C-80001A. Air compressor 44C-80001B and 44C-80005A/B/C works the same. Only tag numbers need to be changed accordingly.							PROJECT : 300 KT POLYETHYLENE PLANT ARYA SASOL POLYMER COMPANY (ASPC)					
DRAWING NO.							3944-VD-0171-DYP-RE-400-DIA-0083					
SCALE : NONE							SHEET NO.		022		REV. NO	00

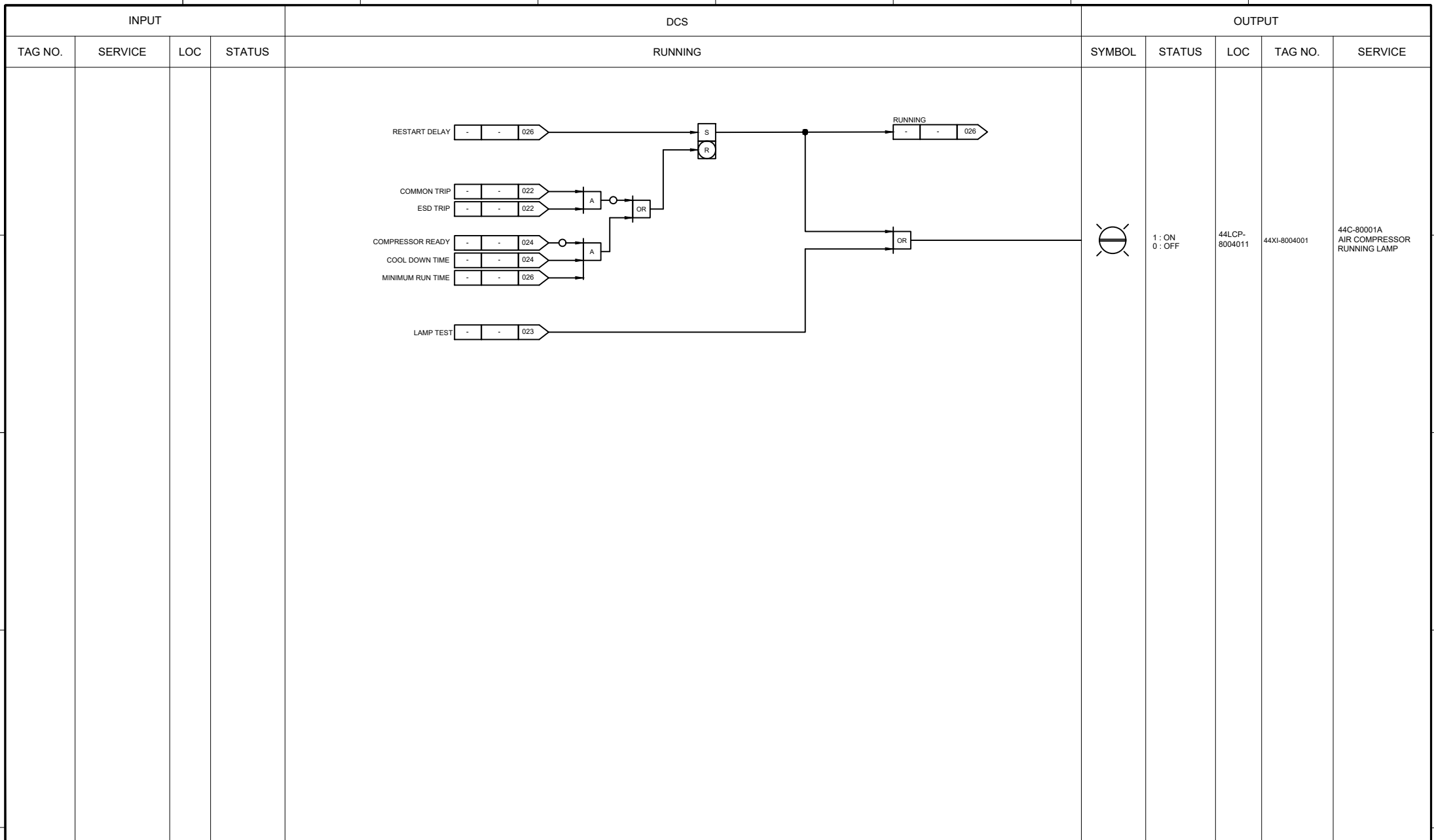


**NOTE**

- Continuously repeating 1 Hz clock pulse (commonly generated internally by PLC CPU) - 0.5 seconds TRUE, 0.5 seconds FALSE.
- This logic diagram provides the detailed operation of air compressor 44C-80001A. Air compressor 44C-80001B and 44C-80005A/B/C works the same. Only tag numbers need to be changed accordingly.

LOGIC DIAGRAM (POWDER)				
PROJECT : 300 KT POLYETHYLENE PLANT ARYA SASOL POLYMER COMPANY (ASPC)				
DRAWING NO.		3944-VD-0171-DYP-RE-400-DIA-0083		
SCALE : NONE	SHEET NO.	023	REV. NO	00

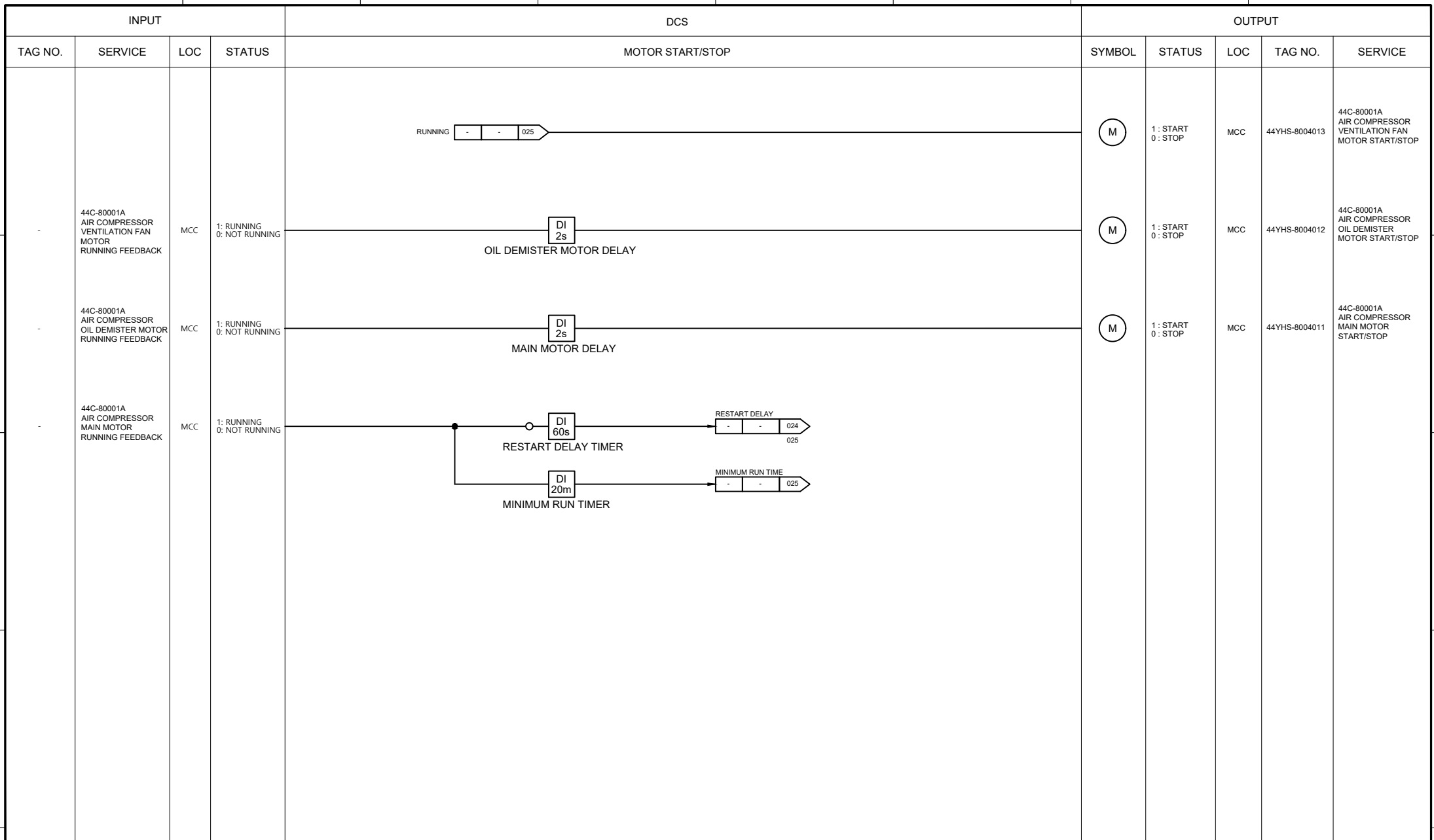




**NOTE**

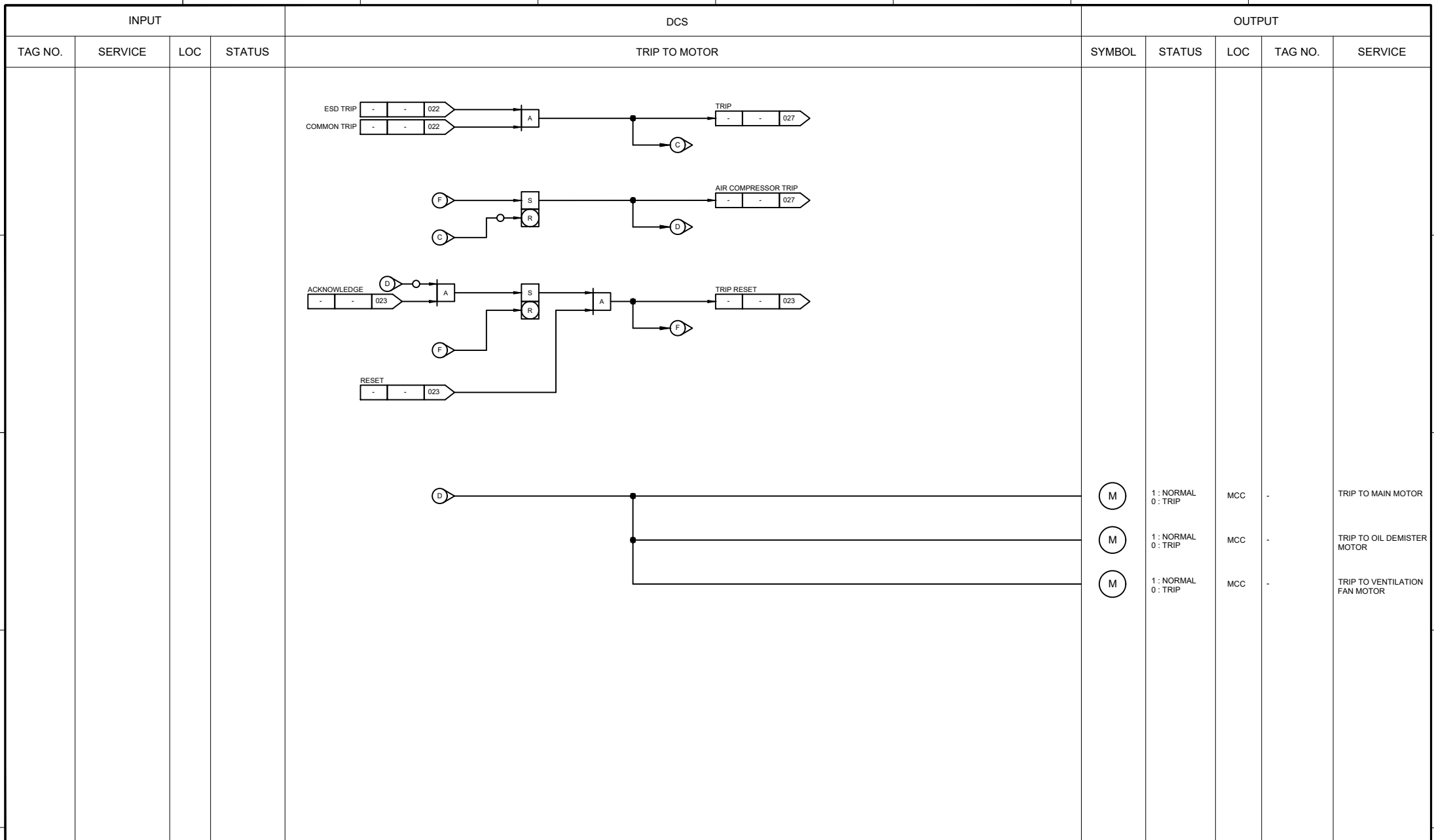
1. This logic diagram provides the detailed operation of air compressor 44C-80001A. Air compressor 44C-80001B and 44C-80005A/B/C works the same. Only tag numbers need to be changed accordingly.

LOGIC DIAGRAM (POWDER)				
PROJECT : 300 KT POLYETHYLENE PLANT ARYA SASOL POLYMER COMPANY (ASPC)				
DRAWING NO.	3944-VD-0171-DYP-RE-400-DIA-0083			
SCALE : NONE	SHEET NO.	025	REV. NO	00



NOTE  
1. This logic diagram provides the detailed operation of air compressor 44C-80001A. Air compressor 44C-80001B and 44C-80005A/B/C works the same. Only tag numbers need to be changed accordingly.

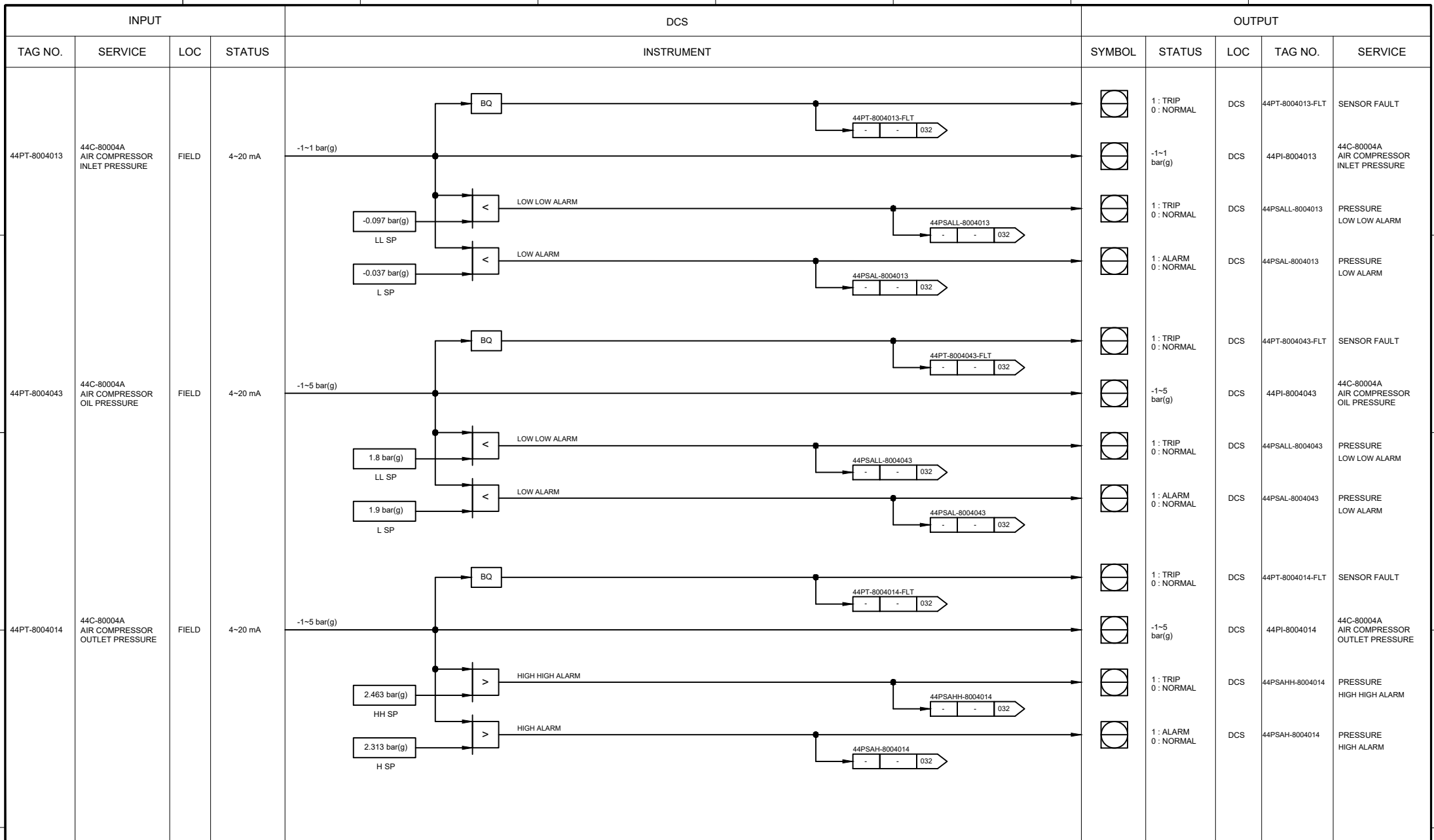
LOGIC DIAGRAM (POWDER)				
PROJECT : 300 KT POLYETHYLENE PLANT ARYA SASOL POLYMER COMPANY (ASPC)				
DRAWING NO.		3944-VD-0171-DYP-RE-400-DIA-0083		
SCALE : NONE	SHEET NO.	026	REV. NO	00



**NOTE**

1. This logic diagram provides the detailed operation of air compressor 44C-80001A. Air compressor 44C-80001B and 44C-80005A/B/C works the same. Only tag numbers need to be changed accordingly.

LOGIC DIAGRAM (POWDER)				
PROJECT : 300 KT POLYETHYLENE PLANT ARYA SASOL POLYMER COMPANY (ASPC)				
DRAWING NO.		3944-VD-0171-DYP-RE-400-DIA-0083		
SCALE : NONE	SHEET NO.	027	REV. NO	00



NOTE

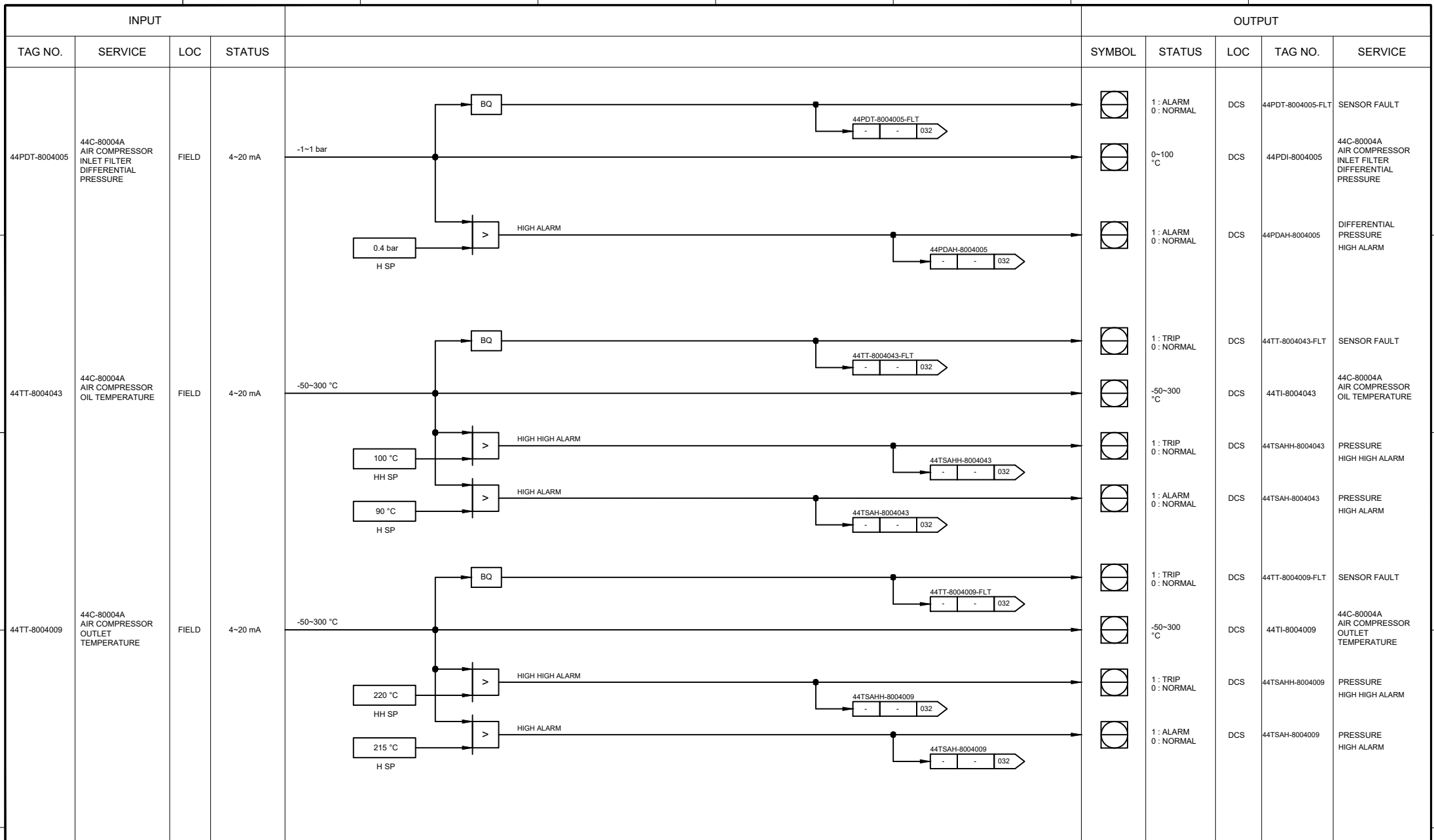
1. This logic diagram provides the detailed operation of air compressor 44C-40004A. Air compressor 44C-40004B works the same. Only tag numbers need to be changed accordingly.

LOGIC DIAGRAM (POWDER)

PROJECT : 300 KT POLYETHYLENE PLANT  
ARYA SASOL POLYMER COMPANY (ASPC)

DRAWING NO. 3944-VD-0171-DYP-RE-400-DIA-0083

SCALE : NONE SHEET NO. 030 REV. NO 00



NOTE

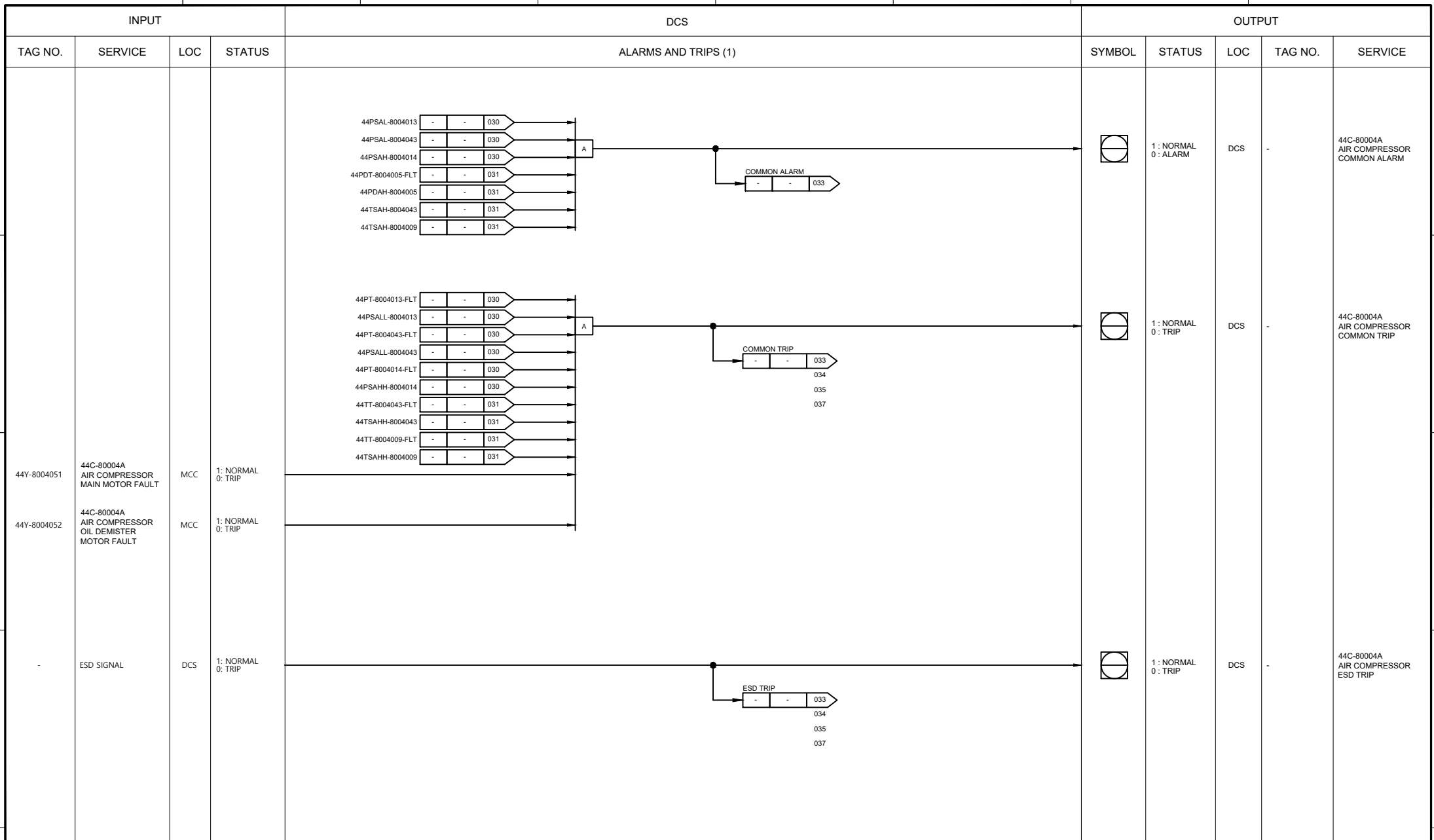
1. This logic diagram provides the detailed operation of air compressor 44C-40004A. Air compressor 44C-40004B works the same. Only tag numbers need to be changed accordingly.

LOGIC DIAGRAM (POWDER)

PROJECT : 300 KT POLYETHYLENE PLANT  
ARYA SASOL POLYMER COMPANY (ASPC)

DRAWING NO. 3944-VD-0171-DYP-RE-400-DIA-0083

SCALE : NONE SHEET NO. 031 REV. NO 00



**NOTE**

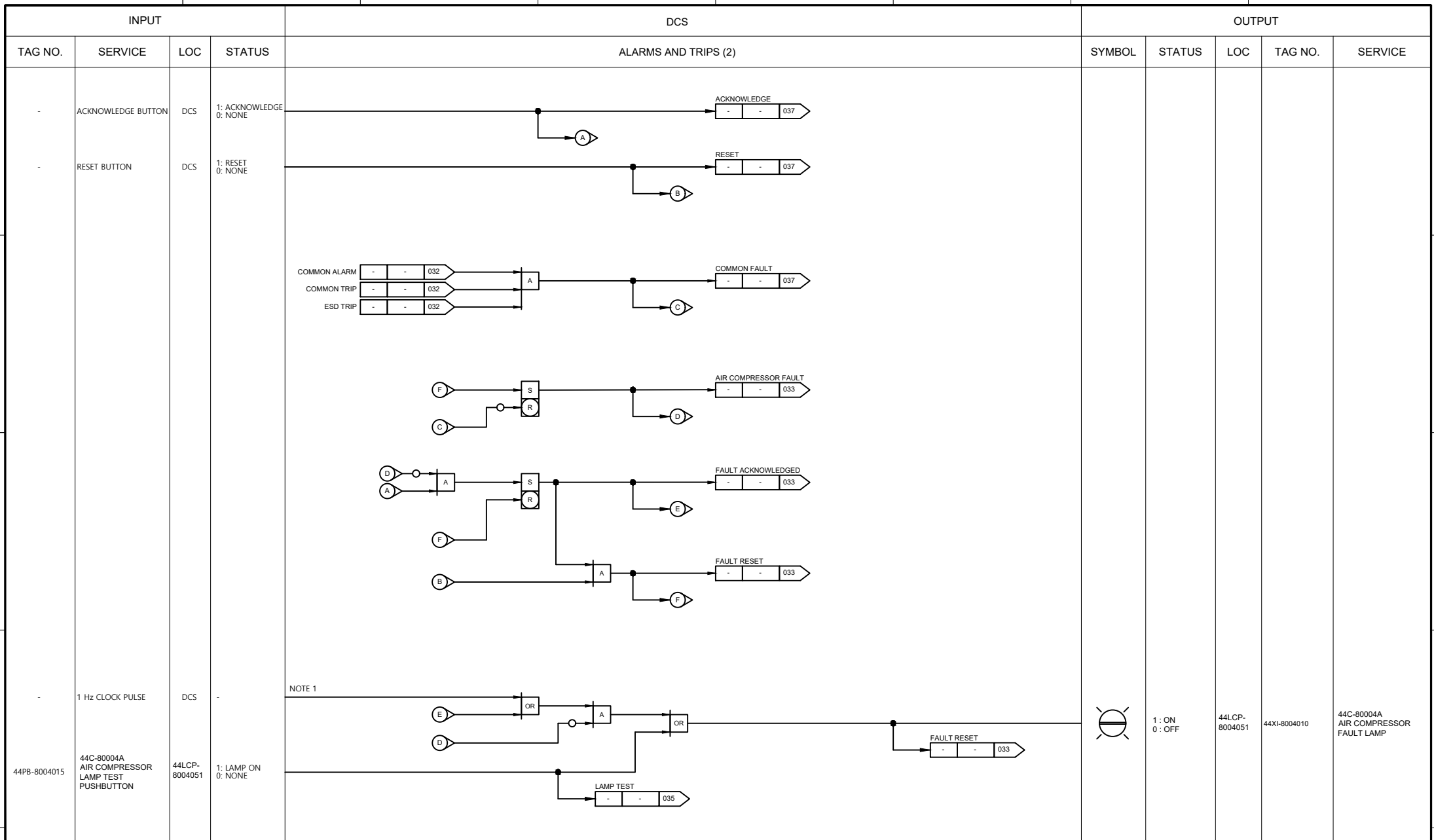
1. This logic diagram provides the detailed operation of air compressor 44C-40004A. Air compressor 44C-40004B works the same. Only tag numbers need to be changed accordingly.

**LOGIC DIAGRAM (POWDER)**

PROJECT : 300 KT POLYETHYLENE PLANT  
ARYA SASOL POLYMER COMPANY (ASPC)

DRAWING NO. 3944-VD-0171-DYP-RE-400-DIA-0083

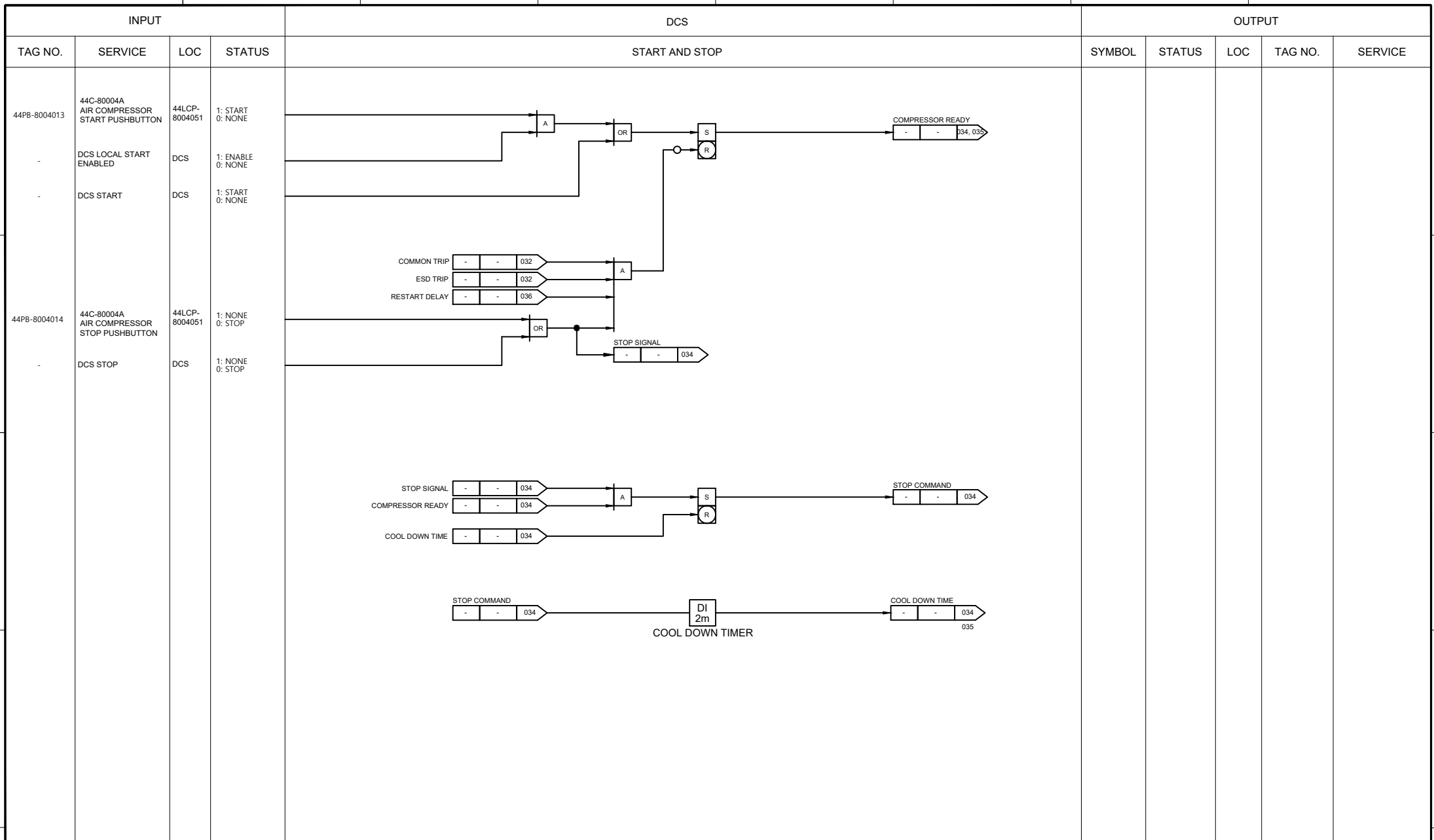
SCALE : NONE SHEET NO. 032 REV. NO 00



**NOTE**

- Continuously repeating 1 Hz clock pulse (commonly generated internally by PLC CPU) - 0.5 seconds TRUE, 0.5 seconds FALSE.
- This logic diagram provides the detailed operation of air compressor 44C-40004A. Air compressor 44C-40004B works the same. Only tag numbers need to be changed accordingly.

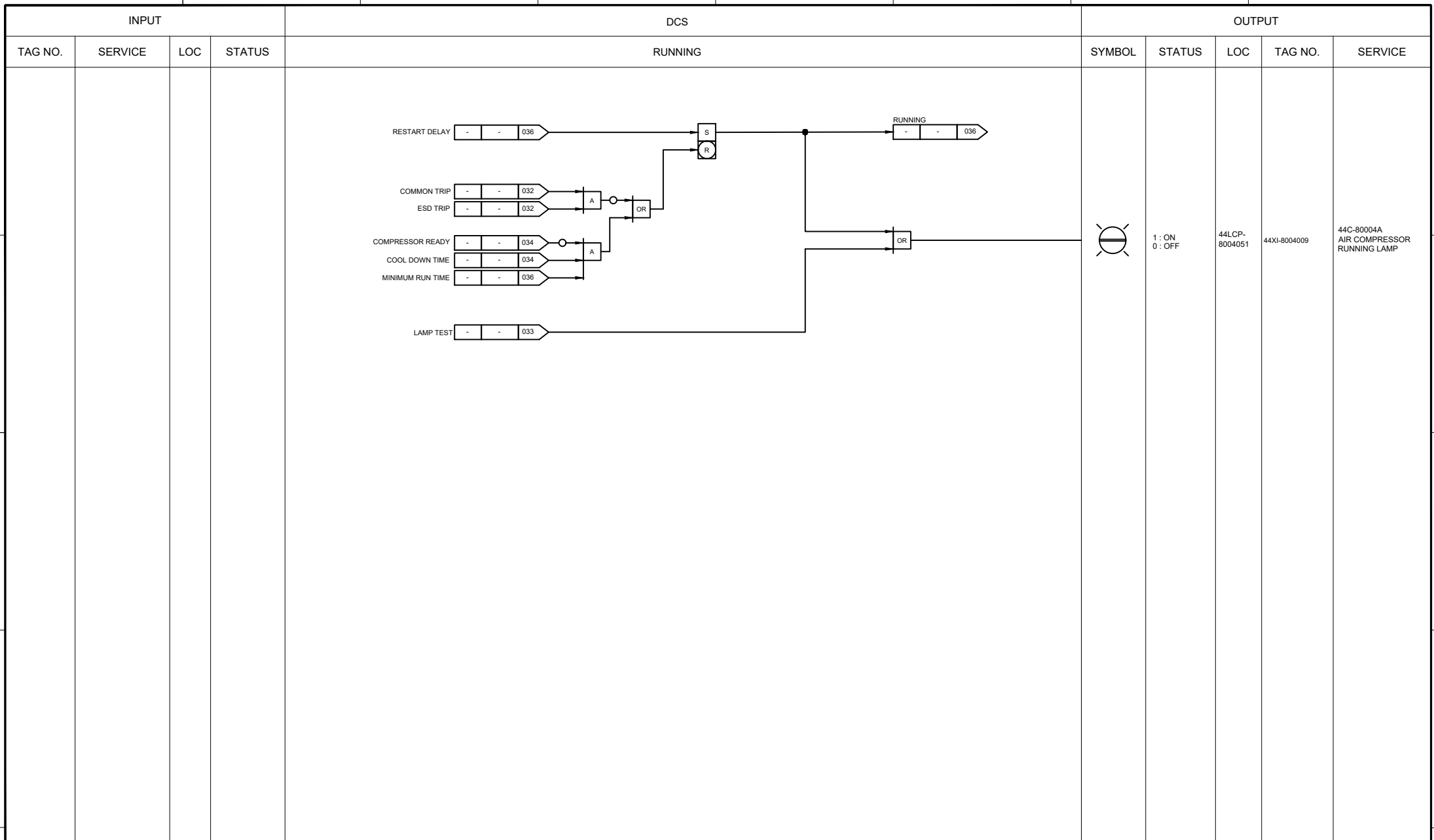
LOGIC DIAGRAM (POWDER)				
PROJECT : 300 KT POLYETHYLENE PLANT ARYA SASOL POLYMER COMPANY (ASPC)				
DRAWING NO.		3944-VD-0171-DYP-RE-400-DIA-0083		
SCALE : NONE	SHEET NO.	033	REV. NO	00



**NOTE**

1. This logic diagram provides the detailed operation of air compressor 44C-40004A. Air compressor 44C-40004B works the same. Only tag numbers need to be changed accordingly.

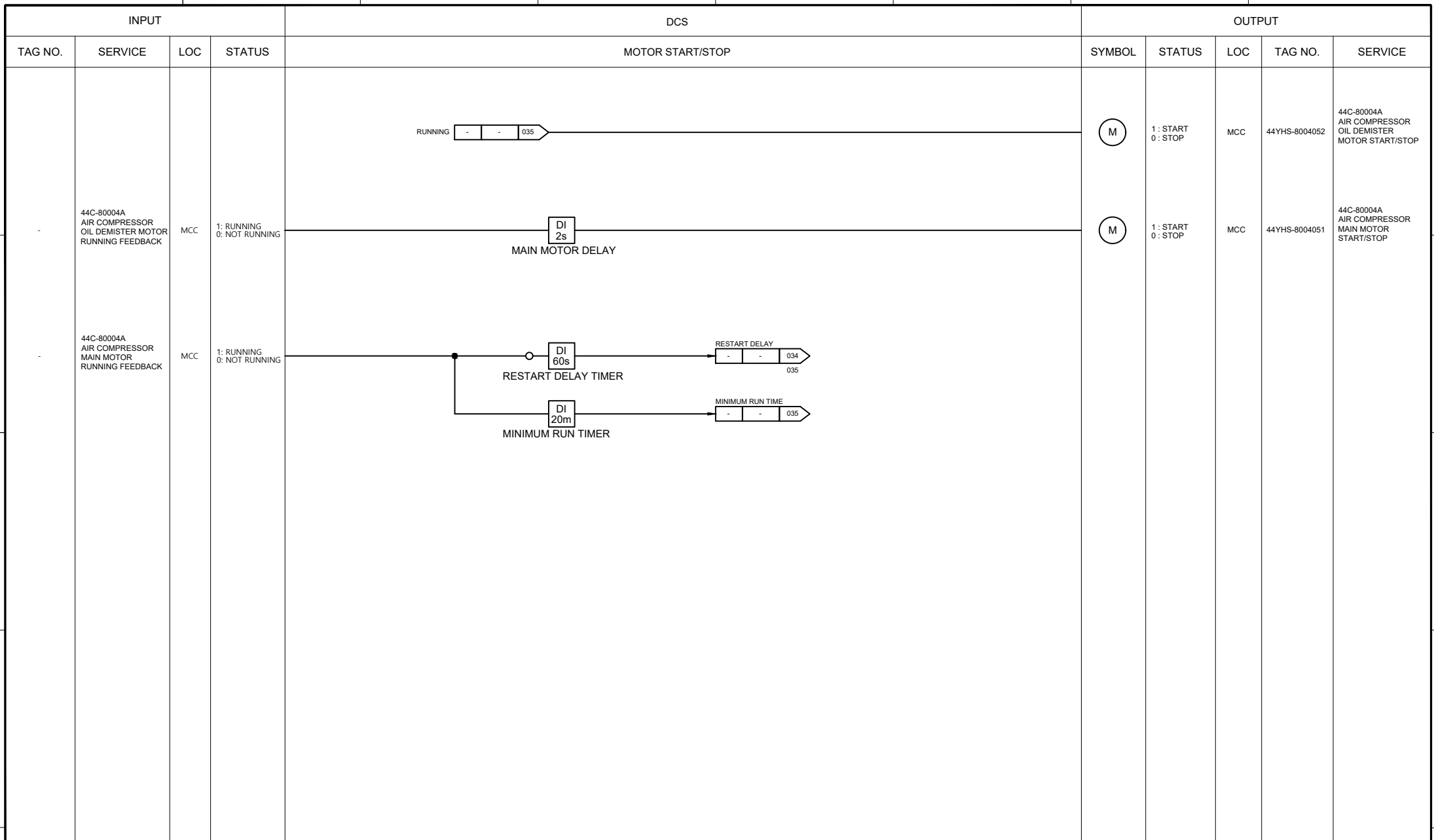
LOGIC DIAGRAM (POWDER)				
PROJECT : 300 KT POLYETHYLENE PLANT ARYA SASOL POLYMER COMPANY (ASPC)				
DRAWING NO.		3944-VD-0171-DYP-RE-400-DIA-0083		
SCALE : NONE	SHEET NO.	034	REV. NO	00



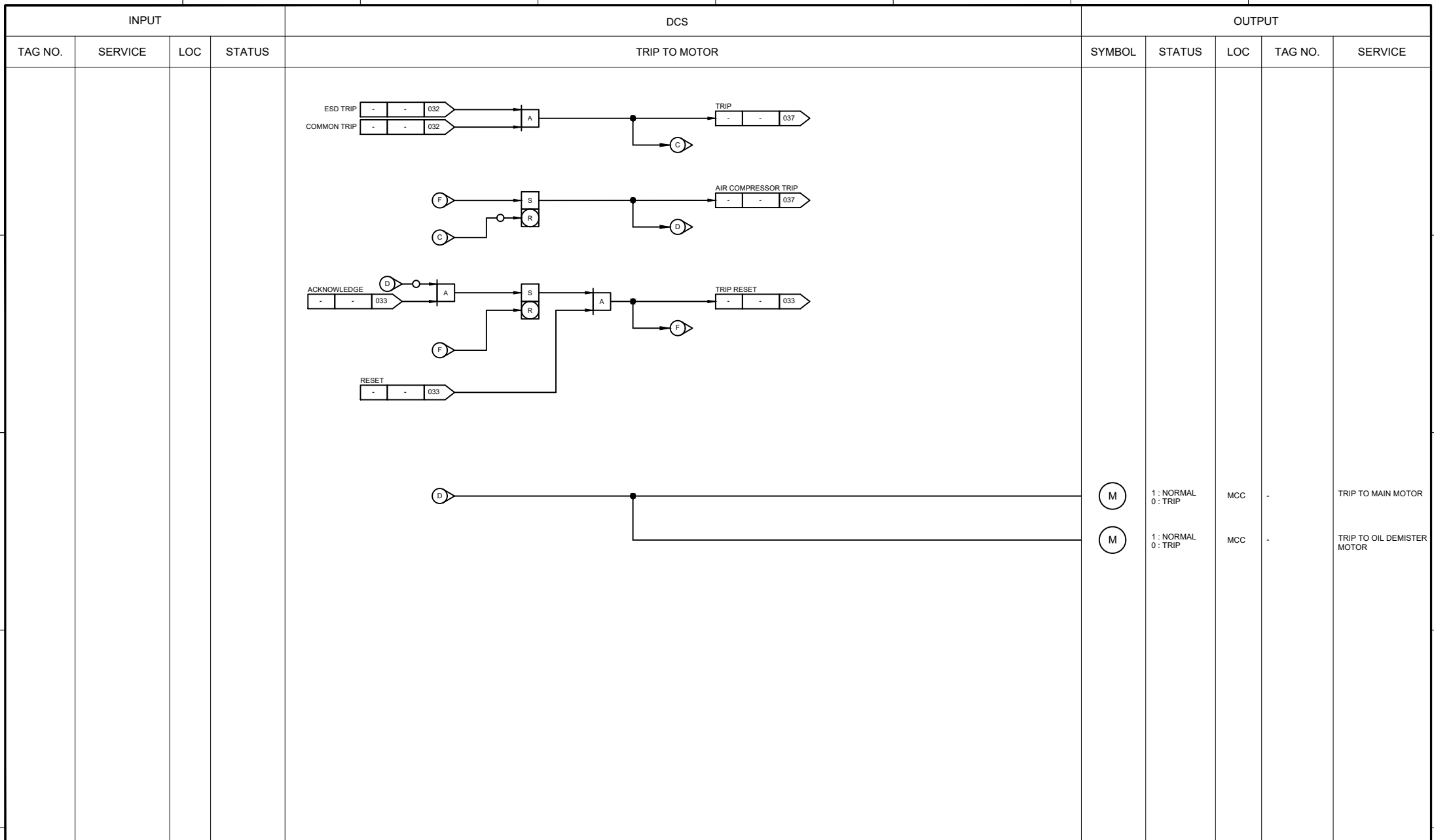
**NOTE**

1. This logic diagram provides the detailed operation of air compressor 44C-40004A. Air compressor 44C-40004B works the same. Only tag numbers need to be changed accordingly.

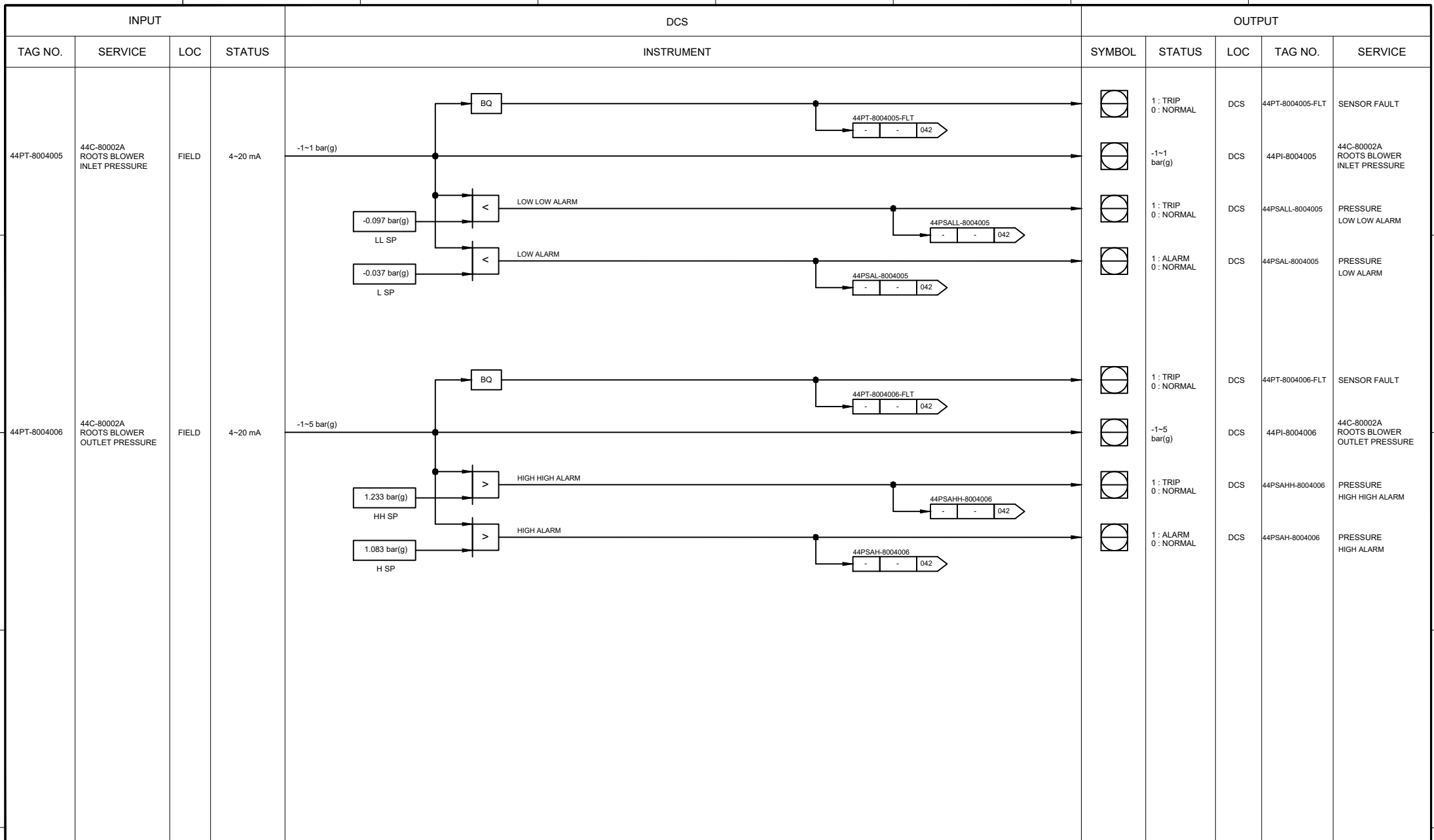
LOGIC DIAGRAM (POWDER)				
PROJECT : 300 KT POLYETHYLENE PLANT ARYA SASOL POLYMER COMPANY (ASPC)				
DRAWING NO.		3944-VD-0171-DYP-RE-400-DIA-0083		
SCALE : NONE	SHEET NO.	035	REV. NO	00



<b>NOTE</b> 1. This logic diagram provides the detailed operation of air compressor 44C-40004A. Air compressor 44C-40004B works the same. Only tag numbers need to be changed accordingly.	LOGIC DIAGRAM (POWDER)				
	PROJECT : 300 KT POLYETHYLENE PLANT ARYA SASOL POLYMER COMPANY (ASPC)				
	DRAWING NO.		3944-VD-0171-DYP-RE-400-DIA-0083		
	SCALE : NONE	SHEET NO.	036	REV. NO	00



<b>NOTE</b> 1. This logic diagram provides the detailed operation of air compressor 44C-40004A. Air compressor 44C-40004B works the same. Only tag numbers need to be changed accordingly.							LOGIC DIAGRAM (POWDER)				
							PROJECT : 300 KT POLYETHYLENE PLANT ARYA SASOL POLYMER COMPANY (ASPC)				
							DRAWING NO.		3944-VD-0171-DYP-RE-400-DIA-0083		
							SCALE : NONE	SHEET NO.	037	REV. NO	00



NOTE

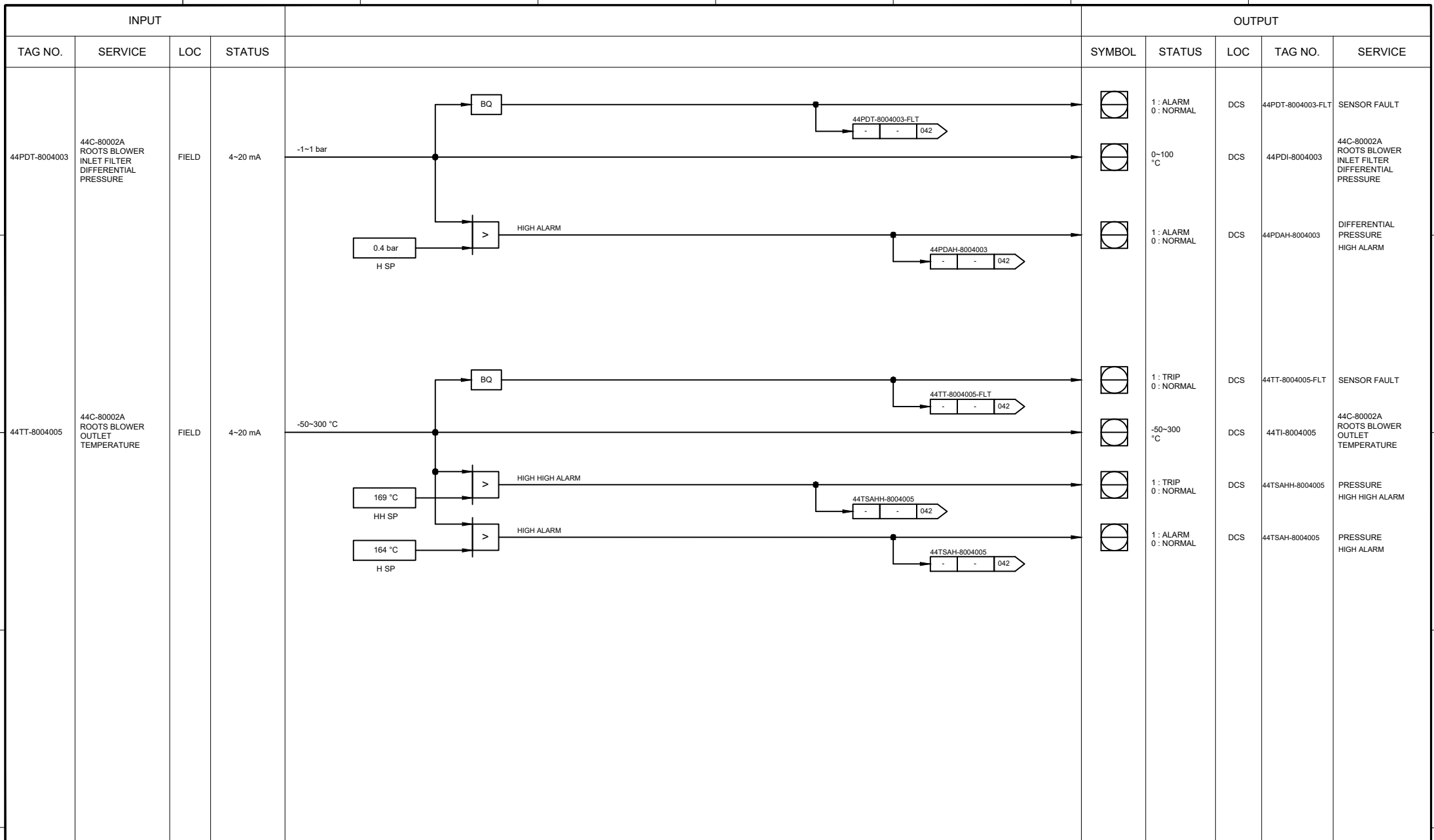
1. This logic diagram provides the detailed operation of roots blower 44C-40002A. Roots blower 44C-40002B works the same. Only tag numbers need to be changed accordingly.

LOGIC DIAGRAM (POWDER)

PROJECT : 300 KT POLYETHYLENE PLANT  
ARYA SASOL POLYMER COMPANY (ASPC)

DRAWING NO. 3944-VD-0171-DYP-RE-400-DIA-0083

SCALE : NONE SHEET NO. 040 REV. NO 00



NOTE

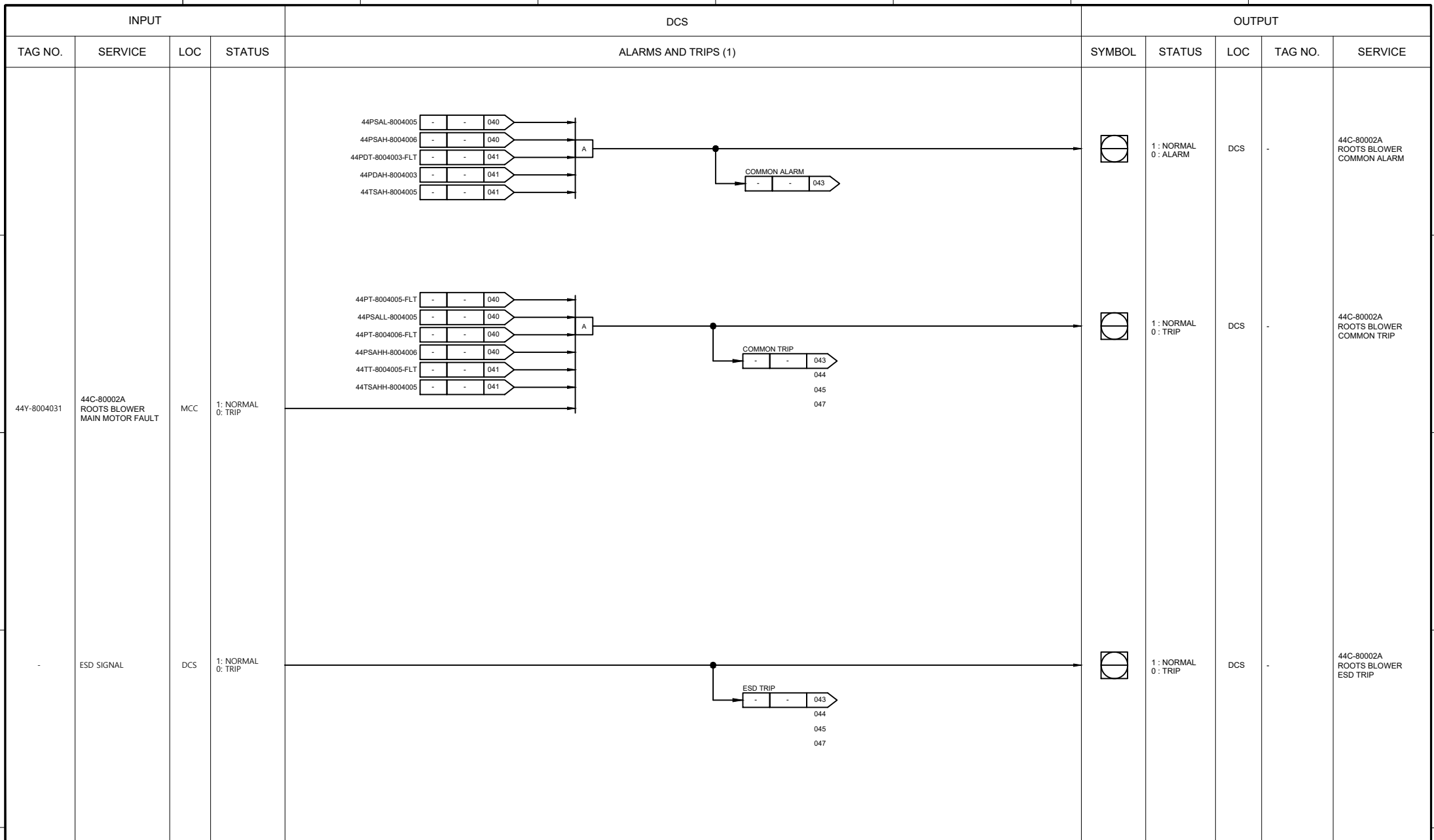
1. This logic diagram provides the detailed operation of roots blower 44C-40002A. Roots blower 44C-40002B works the same. Only tag numbers need to be changed accordingly.

LOGIC DIAGRAM (POWDER)

PROJECT : 300 KT POLYETHYLENE PLANT  
ARYA SASOL POLYMER COMPANY (ASPC)

DRAWING NO. 3944-VD-0171-DYP-RE-400-DIA-0083

SCALE : NONE SHEET NO. 041 REV. NO 00



NOTE

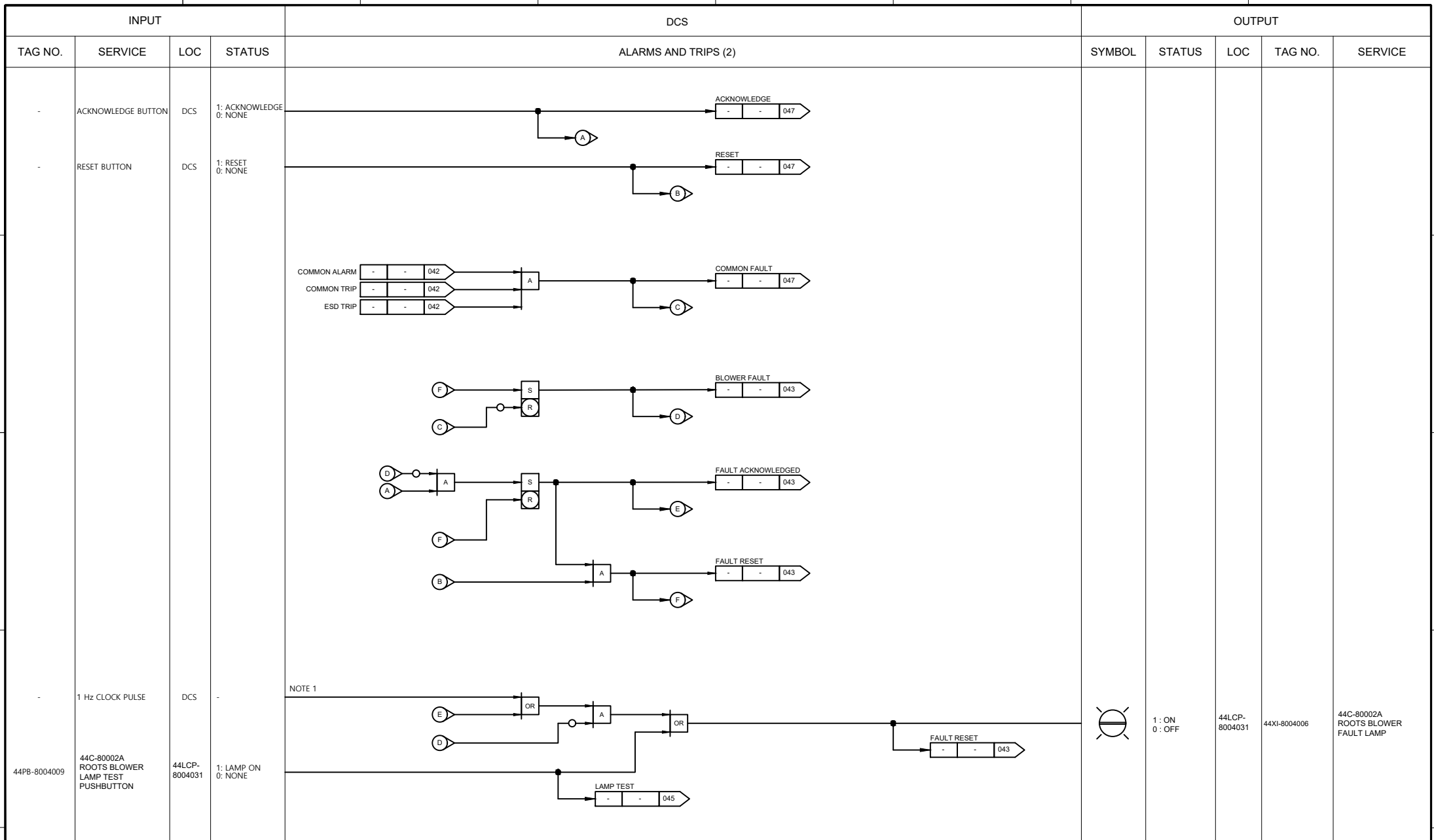
1. This logic diagram provides the detailed operation of roots blower 44C-40002A. Roots blower 44C-40002B works the same. Only tag numbers need to be changed accordingly.

LOGIC DIAGRAM (POWDER)

PROJECT : 300 KT POLYETHYLENE PLANT  
ARYA SASOL POLYMER COMPANY (ASPC)

DRAWING NO. 3944-VD-0171-DYP-RE-400-DIA-0083

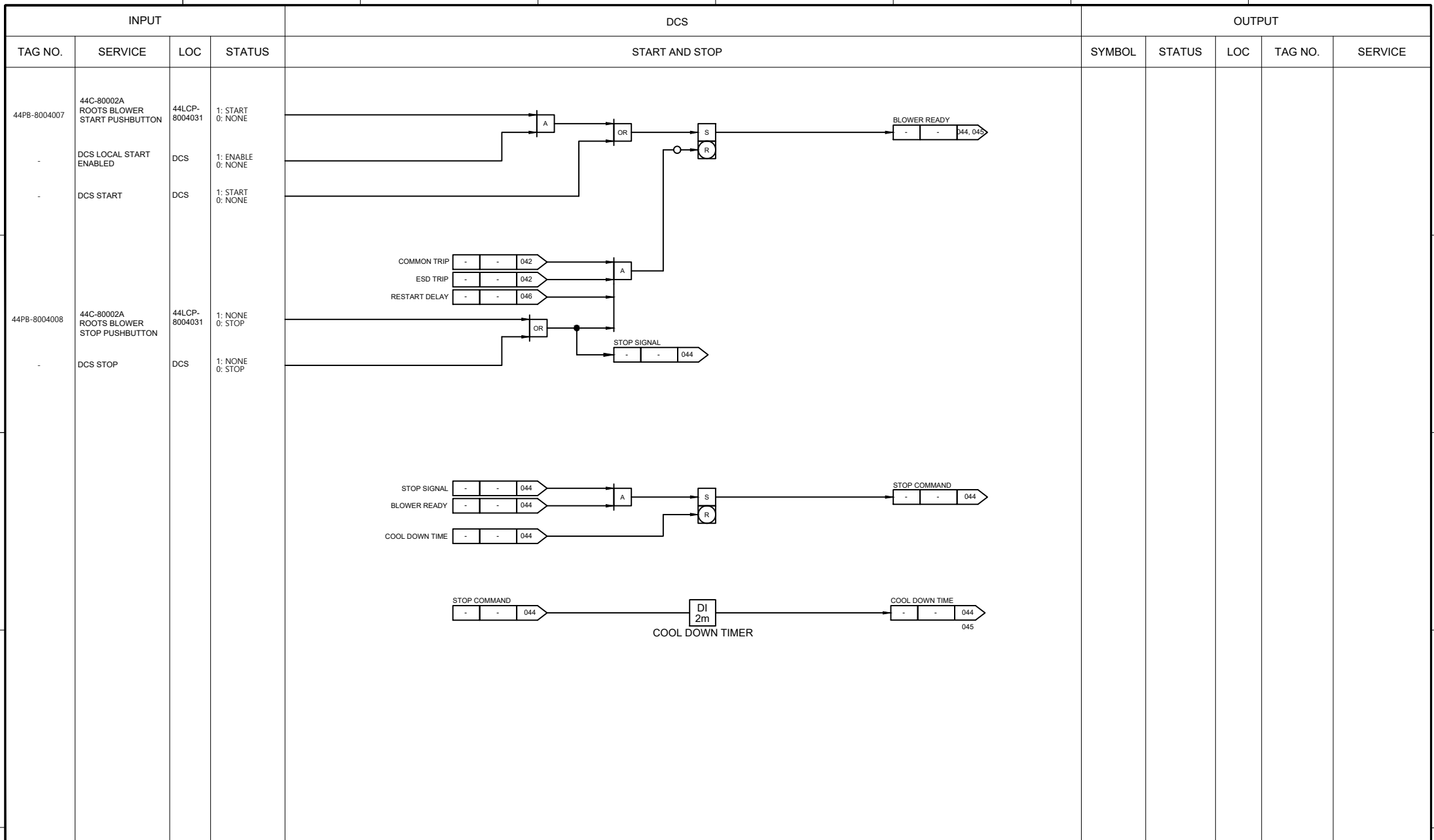
SCALE : NONE SHEET NO. 042 REV. NO 00



**NOTE**

- Continuously repeating 1 Hz clock pulse (commonly generated internally by PLC CPU) - 0.5 seconds TRUE, 0.5 seconds FALSE.
- This logic diagram provides the detailed operation of roots blower 44C-40002A. Roots blower 44C-40002B works the same. Only tag numbers need to be changed accordingly.

LOGIC DIAGRAM (POWDER)				
PROJECT : 300 KT POLYETHYLENE PLANT ARYA SASOL POLYMER COMPANY (ASPC)				
DRAWING NO.		3944-VD-0171-DYP-RE-400-DIA-0083		
SCALE : NONE	SHEET NO.	043	REV. NO	00



**NOTE**

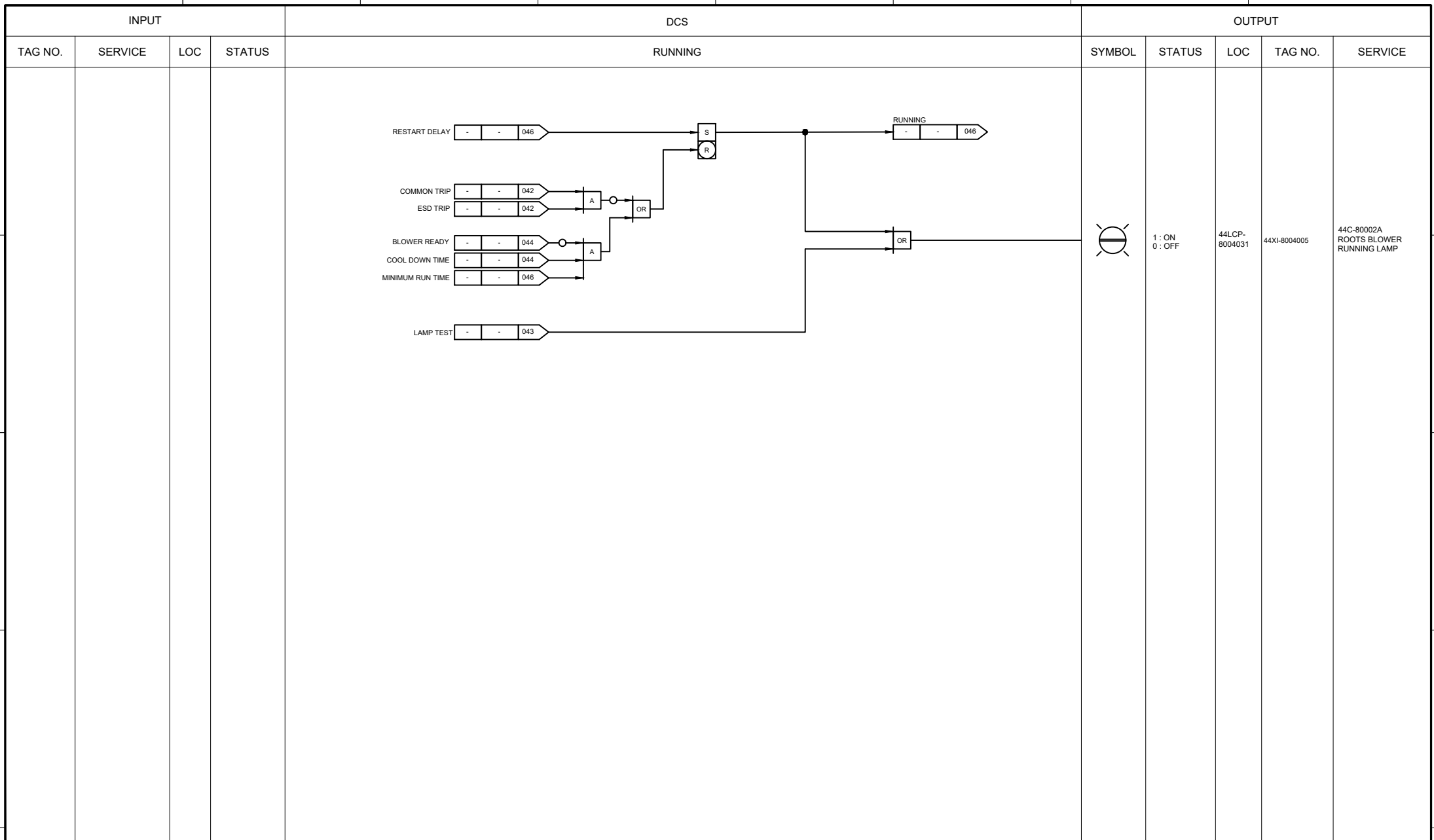
1. This logic diagram provides the detailed operation of roots blower 44C-40002A. Roots blower 44C-40002B works the same. Only tag numbers need to be changed accordingly.

LOGIC DIAGRAM (POWDER)

PROJECT : 300 KT POLYETHYLENE PLANT  
ARYA SASOL POLYMER COMPANY (ASPC)

DRAWING NO. 3944-VD-0171-DYP-RE-400-DIA-0083

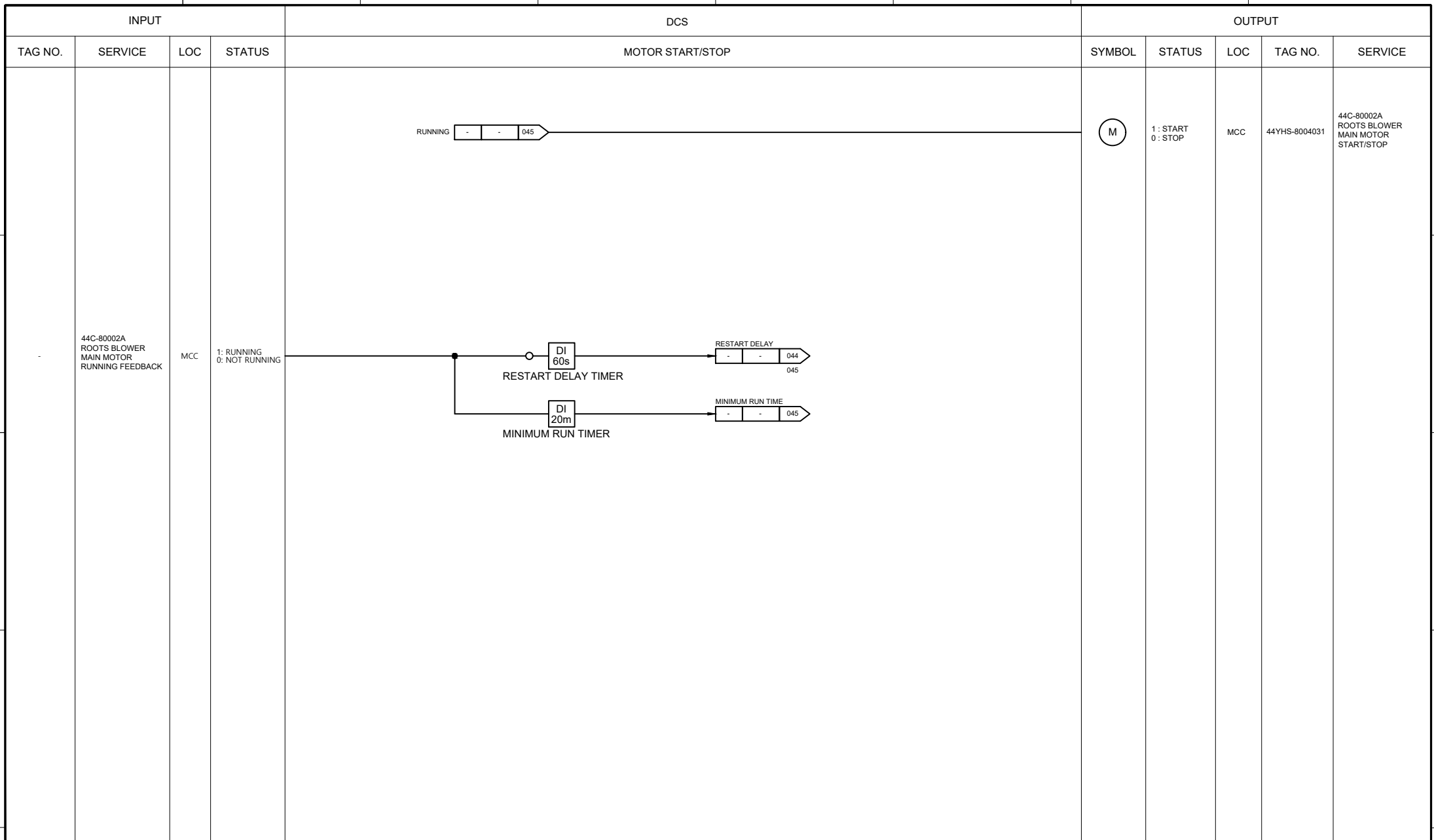
SCALE : NONE	SHEET NO.	044	REV. NO	00
--------------	-----------	-----	---------	----



**NOTE**

1. This logic diagram provides the detailed operation of roots blower 44C-40002A. Roots blower 44C-40002B works the same. Only tag numbers need to be changed accordingly.

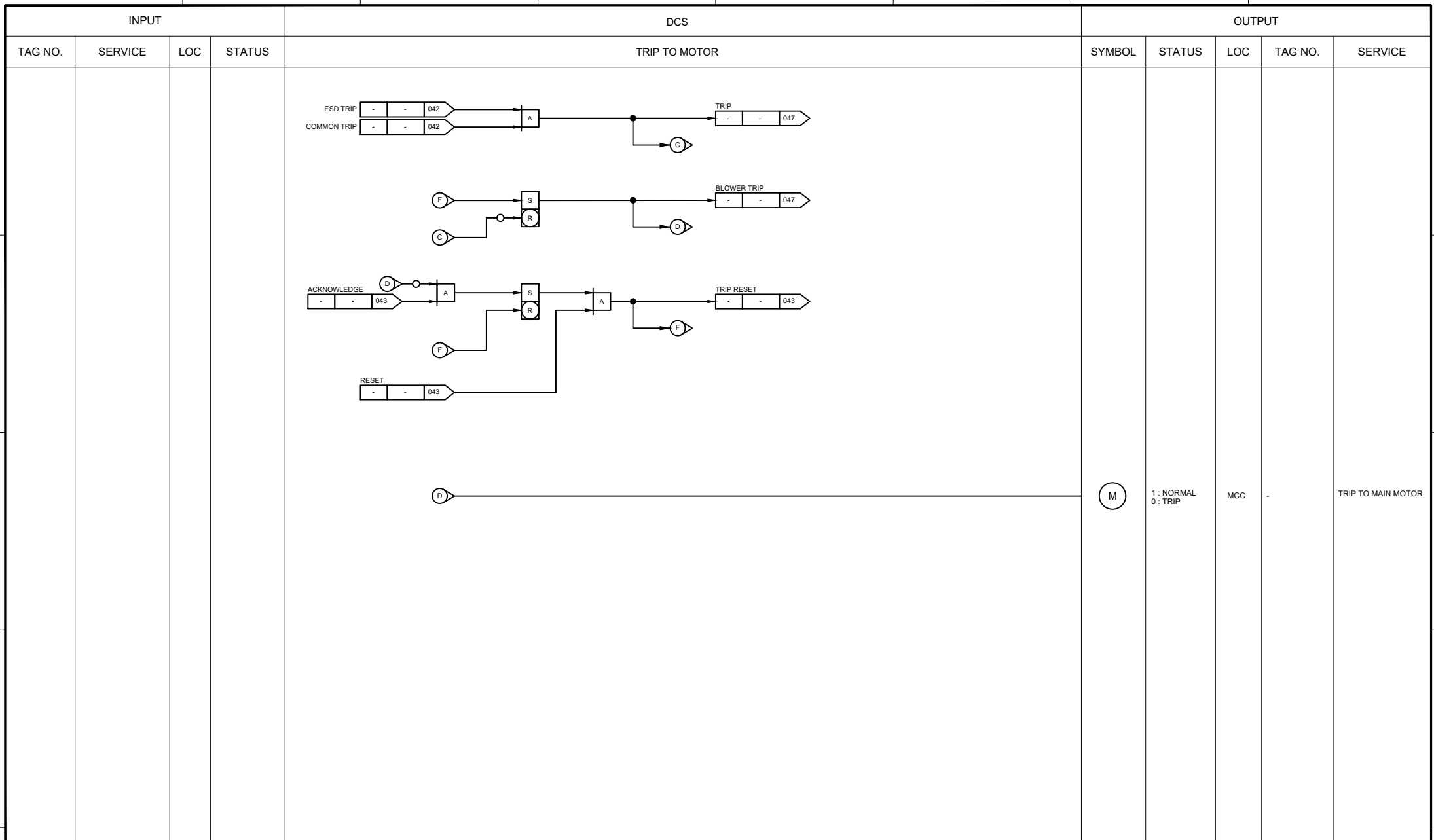
LOGIC DIAGRAM (POWDER)				
PROJECT : 300 KT POLYETHYLENE PLANT ARYA SASOL POLYMER COMPANY (ASPC)				
DRAWING NO.	3944-VD-0171-DYP-RE-400-DIA-0083			
SCALE : NONE	SHEET NO.	045	REV. NO	00



**NOTE**

1. This logic diagram provides the detailed operation of roots blower 44C-40002A. Roots blower 44C-40002B works the same. Only tag numbers need to be changed accordingly.

LOGIC DIAGRAM (POWDER)				
PROJECT : 300 KT POLYETHYLENE PLANT ARYA SASOL POLYMER COMPANY (ASPC)				
DRAWING NO.		3944-VD-0171-DYP-RE-400-DIA-0083		
SCALE : NONE	SHEET NO.	046	REV. NO	00



<b>NOTE</b> 1. This logic diagram provides the detailed operation of roots blower 44C-40002A. Roots blower 44C-40002B works the same. Only tag numbers need to be changed accordingly.		LOGIC DIAGRAM (POWDER)				
		PROJECT : 300 KT POLYETHYLENE PLANT ARYA SASOL POLYMER COMPANY (ASPC)				
		DRAWING NO.		3944-VD-0171-DYP-RE-400-DIA-0083		
		SCALE : NONE	SHEET NO.	047	REV. NO	00