



ASPC Project








END CUSTOMER	: Arya Sasol Polymer Company
CONTRACTOR	: DYPNF Co., Ltd.
VENDOR NAME	: Airpack Netherlands BV
EQUIPMENT DESCRIPTION	: Screw Compressor & Roots Blower
PURCHASE ORDER NUMBER	: PO-PC2312-08

Customer Document : 3944-VD-0171-DYP-RE-400-LST-0080
Number

Airpack Document Number : 23383-06

Document Title : I/O List

Review Code and Status		Contractor Initials/Signature	Date signed
	Code 1 REJECTED - Vendor to revise and Resubmit. Work cannot proceed		11 Jun 2025
	Code 2 Comments As Noted - Work May proceed, subject to compliance with and incorporation of comments		
	Code 3 No Comments - Work may proceed.		
	Code 4 Information only - Review not required.		

02	Issued for Approval	27-05-2025	SC	SC	JJ
01	Issued for Approval	12-05-2025	SC	SC	JJ
00	Issued for Approval	10-03-2025	MS	SC	JJ
Rev. No.	Description	Date	Prepared by	Checked by	Approved by

I/O SUMMARY for POWDER Transfer Package

PROJECT : 300 KT POLYETHYLENE PLANT ARYA SASOL POLYMER COMPANY (ASPC)

DESCRIPTION	DI	DO	AI	AO	SUM	REMARK
44C-40001A	0	0	14	0	14	8x RTD
44C-40001B	0	0	14	0	14	8x RTD
44C-80001A	0	0	14	0	14	8x RTD
44C-80001B	0	0	14	0	14	8x RTD
44C-80002A	0	0	12	0	12	8x RTD
44C-80002B	0	0	12	0	12	8x RTD
44C-80004A	0	0	14	0	14	8x RTD
44C-80004B	0	0	14	0	14	8x RTD
44C-80005A	0	0	14	0	14	8x RTD
44C-80005B	0	0	14	0	14	8x RTD
44C-80005C	0	0	14	0	14	8x RTD
TOTAL	0	0	150	0	150	88x RTD

Note.

* It's actual I/O points.

The DCS/ESD System has to have 20% spare points.

DESCRIPTION and USER'S GUIDE for IO LIST

1. General Notes

- 1) This list applies to measurements and devices to be monitored and controlled by the DCS.
- 2) For preparing the measurement List, the following format and description are to be used as guide-lines.

2. Format and guide-lines to fill out

NO	TAG NO	SERVICE DESCRIPTION	FROM /TO	RANGE	UNIT	SET POINT				SIGNAL TYPE	PWR SRC	I/O TYPE	CONT -ACT	FUNCTION						INST TYPE	IS/NIS	VALVE ACTION	LOOP TAG NO	JUNCTI ON BOX	P & ID	LOGIC / LOOP NO	REMARK
						LL	L	H	HH					C	I	R	A	Z	SOE								
(1)	(2)	(3)	(4)	(5)	(6)	(7)				(8)	(9)	(10)	(11)	(12)						(13)	(14)	(15)	(16)	(17)	(18)	(19)	(20)

(1) NO : Serial Number

(2) ID NO : Identification Number (20 digits with dash mark)

(3) SERVICE DESCRIPTION

Service description of instrument or device is specified.

(4) FROM/TO (5 digits)

"FROM" means the source of DCS input signal and "TO" means the destination of DCS output signal as follows ;

FLD : FIELD (OR LOCAL)	BC : BATTERY CHARGER
MCC : MOTOR CONTROL CENTER	DG : DIESEL GENERATOR
SG : SWITCHGEAR	PRP : PROTECTION RELAY PANEL
LC : LOAD CENTER	TDP : TRANSDUCER PANEL
CCB : CENTRAL CONTROL BUILDING	TPP : T/L PROTECTION PANEL
LCP : LOCAL CONTROL PANEL	BFP : BREAKER FAILURE PANEL
EPLC : ELECTRIC PROGRAMMABLE LOGIC CONTROLLER	
BPP : BUS PROTECTION PANEL	DP : DISTRIBUTION PANEL
UPS : UNINTERRUPTIBLE POWER SYSTEM	VR : VOLTAGE REGULATOR SYSTEM
ANN : PLANT ANNUNCIATOR SYSTEM	COAL : COAL HANDLING SYSEM
ELE : ELECTRICAL AUX RELAY	DCS : DISTRIBUTED CONTROL SYSTEM
VMS : VIBRATION MONITORING SYSTEM	ESD : EMERGENCY SHUTDOWN
ECMS : ELECTICAL CONTROL AND MONITORING SYSTEM	
PTC : PULSE TIMER CONTROLLER	MCC-VFD : Variable frequency drive located in substation
LCS : LOCAL CONTROL STATION	RLY : INTERPOSING RELAY CABINET

DESCRIPTION and USER'S GUIDE for IO LIST

(5) RANGE (20 digits)

Process variable range is specified.(for example 300 ~ 10,000)

(6) UNIT (8 digits)

The engineering units used in this list are as follows ;

<u>ORIGINAL UNIT</u>	<u>DESCRIPTION USED</u>	<u>ORIGINAL UNIT</u>	<u>DESCRIPTION USED</u>
bar gage	bar.g (mbar.g)	Megawatt	MW
Vacuum	mbar.a	Hertz	Hz, KHz
°C (Degree C)	°C	Percent	%
millimeter, inch	MM, IN	micro mho/Cm	UMHO
Meter	M	kcal/hour	KC/H
part(s) per million	PPM	revolution per minute	RPM
part(s) per billion	PPB	Ton/Hour	T/H
pH	PH	kg/hour	KG/H
Volt	V	liter/minute	L/M
Kilovolt	KV		
Ampere	A		

(7) SET POINT

This column shows the software threshold value in analog input for alarm or interlock purpose.

- HH : High-High Alarming
- H : High Alarming
- L : Low Alarming
- LL : Low-Low Alarming

(8) SIGNAL TYPE (6 digits)

The type of input/output signal is specified as follows ;

- 4~20mA : 4-20 mA with HART protocol
- NAMUR : NAMUR for proximity switches
- 24V DC : 24V DC binary signals
- VFC : Volt Free Contact

DYPNF_250611_Typical comments
please add PT 100Ω to the I/O type
description.

(9) PWR SRC : Power source (1 digit)

The power source of signal is specified as follows ;

- . I : INTERNAL POWER SUPPLIED FROM DCS
- . E : EXTERNAL POWER SUPPLIED FROM OUTSIDE OF DCS

(10) I/O TYPE (2 digits)

The signal type of input or output is specified as follows :

- . AI : ANALOG INPUT
- . AO : ANALOG OUTPUT
- . DI : DIGITAL INPUT
- . DO : DIGITAL OUTPUT

(11) CONTACT : Contact type (2 digits)

The status of digital contact is specified when the equipment is de-energized, closed or stopped etc.

- . NO : NORMALLY OPEN CONTACT
- . NC : NORMALLY CLOSED CONTACT

DESCRIPTION and USER'S GUIDE for IO LIST

(12) FUNCTION

The function of I/O Signal is marked in appropriate column. This column shows variable function displayed on LED of DCS.

The Function on this column refers as follows;

- C : Controlling
- I : Indicating
- R : Recording or Trending
- A : Alarm
- Z : Plant Protection
- SOE : Sequence of Event

(13) INST TYPE

The description of Tag No.

(14) IS/NIS

The Ex. Protection types

(15) VALVE ACTION

Valve action(Fail Position) is specified.

(16) LOOP TAG NO.

Loop tag number is specified.

(17) JUNCTION BOX NO.

Junction box number is specified.

(18) P & ID NO.

P&ID drawing number is specified.

(19) LOGIC / LOOP NO.

Logic/Loop drawing number is specified.

(20) REMARK

Additional information is described.



PROJECT NO. : 3944
 TAG NO. : 1
 DOC TITLE : IO LIST (POWDER)
 DOC NO. : 3944-VD-0171-DYP-RE-400-LST-0080
 REV : 01

DYPNF_250611_Typical comments
 The tag number should be modified according to the updated P&ID.

IO LIST FOR POWDER TRANSFER PACKAGE



NO	ad	SERVICE DESCRIPTION	FROM / TO	RANGE	UNIT	SIGNAL TYPE	PWR SRC	I/O TYPE	CONT -ACT	FUNCTION					INST TYPE	IS / NIS	VALVE ACTION	LOOP TAG NO.	JUNCTION BOX NO.	P&ID NO.	LOGIC NO. (3944-VD-0171-DYP-RE-400-DIA-0083 Sh.NNN)	REMARK
										C	I	R	A	Z								
Instruments																						
1	44 PT - 40010 03	INLET PRESSURE	FLD / DCS	X-Y	bar.g	4-20mA	I	AI	-		O				PRESSURE TRANSMITTER	IS	-	by other	44AJB-40001A	40001	LATER	
2	44 TT - 40010 56	OIL TEMPERATURE	FLD / DCS	X-Y	°C	4-20mA	I	AI	-		O		O		TEMPERATURE TRANSMITTER	IS	-	by other	44AJB-40001A	40001	LATER	
3	44 PT - 40010 54	OIL PRESSURE	FLD / DCS	X-Y	bar.g	4-20mA	I	AI	-		O		O		PRESSURE TRANSMITTER	IS	-	by other	44AJB-40001A	40001	LATER	
4	44 PT - 40010 11	DISCHARGE PRESSURE	FLD / DCS	X-Y	bar.g	4-20mA	I	AI	-		O		O		PRESSURE TRANSMITTER	IS	-	by other	44AJB-40001A	40001	LATER	
5	44 TT - 40010 57	DISCHARGE TEMPERATURE	FLD / DCS	X-Y	°C	4-20mA	I	AI	-		O		O		TEMPERATURE TRANSMITTER	IS	-	by other	44AJB-40001A	40001	LATER	
6	44 TT - 40010 01	ENCLOSURE TEMPERATURE	FLD / DCS	X-Y	°C	4-20mA	I	AI	-		O				TEMPERATURE TRANSMITTER	IS	-	by other	44AJB-40001A	40001	LATER	
7	44 TE - 40010 61 A	WINDING RTD PHASE A SLOT 1	FLD / MCC	X-Y	°C	RTD	E	AI	-						RTD	NIS	-	by other	by other	40001	LATER	
8	44 TE - 40010 61 B	WINDING RTD PHASE A SLOT 2	FLD / MCC	X-Y	°C	RTD	E	AI	-						RTD	NIS	-	by other	by other	40001	LATER	
9	44 TE - 40010 62 A	WINDING RTD PHASE B SLOT 1	FLD / MCC	X-Y	°C	RTD	E	AI	-						RTD	NIS	-	by other	by other	40001	LATER	
10	44 TE - 40010 62 B	WINDING RTD PHASE B SLOT 2	FLD / MCC	X-Y	°C	RTD	E	AI	-						RTD	NIS	-	by other	by other	40001	LATER	
11	44 TE - 40010 63 A	WINDING RTD PHASE C SLOT 1	FLD / MCC	X-Y	°C	RTD	E	AI	-						RTD	NIS	-	by other	by other	40001	LATER	
12	44 TE - 40010 63 B	WINDING RTD PHASE C SLOT 2	FLD / MCC	X-Y	°C	RTD	E	AI	-						RTD	NIS	-	by other	by other	40001	LATER	
13	44 TE - 40010 64 A	DRIVE END BEARING TEMPERATURE	FLD / MCC	X-Y	°C	RTD	E	AI	-						RTD	NIS	-	by other	by other	40001	LATER	
14	44 TE - 40010 64 B	NON-DRIVE END BEARING TEMPERATURE	FLD / MCC	X-Y	°C	RTD	E	AI	-						RTD	NIS	-	by other	by other	40001	LATER	

DYPNF_250611_Typical comments
 Please add to as below
 LCP for Main Motor
 - Start PB (DI)
 - Stop PB (DI)
 - Lamp test PB(DI)
 - Emergency Stop PB(DI)
 - Running lamp (DO)
 - Fault lamp (DO)

DYPNF_250611_Typical comments
 Please, fill up the exact value

DYPNF_250611_Typical comments
 N.A

DYPNF_250611_Typical comments
 PT 100Ω

DYPNF_250611_Typical comments
 Airpack will provide Junction box.
 Hence, Shall be fill up junction box tag no.
 Junction boxes shall also be added to wiring diagram and panel layout drawing.

DYPNF_250611_Typical comments
 The following Motor-related signals shall be added.
 1. Main Motor
 2. Oil Demister Motor
 3. Ventilation Fan Motor



PROJECT NO. : 3944
 MR NO. : 171
 DOC TITLE : IO LIST (POWDER)
 DOC NO. : 3944-VD-0171-DYP-RE-400-LST-0080
 REV : 01

IO LIST FOR POWDER TRANSFER PACKAGE



NO	TAG NO.	SERVICE DESCRIPTION	FROM /TO	RANGE	UNIT	SIGNAL TYPE	PWR SRC	I/O TYPE	CONT -ACT	FUNCTION					INST TYPE	IS / NIS	VALVE ACTION	LOOP TAG NO.	JUNCTION BOX NO.	P&ID NO.	LOGIC NO. (3944-VD-0171-DYP-RE-400-DIA-0083 Sh.NNN)	REMARK
										C	I	R	A	Z								
Instruments																						
1	44 PT - 40020 03	INLET PRESSURE	FLD / DCS	X-Y	bar.g	4-20mA	I	AI	-		O				PRESSURE TRANSMITTER	IS	-	by other	44AJB-40001B	40001	LATER	
2	44 TT - 40020 56	OIL TEMPERATURE	FLD / DCS	X-Y	°C	4-20mA	I	AI	-		O				TEMPERATURE TRANSMITTER	IS	-	by other	44AJB-40001B	40001	LATER	
3	44 PT - 40020 05	OIL PRESSURE	FLD / DCS	X-Y	bar.g	4-20mA	I	AI	-		O				PRESSURE TRANSMITTER	IS	-	by other	44AJB-40001B	40001	LATER	
4	44 PT - 40020 01	DISCHARGE PRESSURE	FLD / DCS	X-Y	bar.g	4-20mA	I	AI	-		O				PRESSURE TRANSMITTER	IS	-	by other	44AJB-40001B	40001	LATER	
5	44 TT - 40020 57	DISCHARGE TEMPERATURE	FLD / DCS	X-Y	°C	4-20mA	I	AI	-		O				TEMPERATURE TRANSMITTER	IS	-	by other	44AJB-40001B	40001	LATER	
6	44 TT - 40020 01	ENCLOSURE TEMPERATURE	FLD / DCS	X-Y	°C	4-20mA	I	AI	-		O				TEMPERATURE TRANSMITTER	IS	-	by other	44AJB-40001B	40001	LATER	
7	44 TE - 40020 61 A	WINDING RTD PHASE A SLOT 1	FLD / MCC	X-Y	°C	RTD	E	AI	-						RTD	NIS	-	by other	by other	40001	LATER	
8	44 TE - 40020 61 B	WINDING RTD PHASE A SLOT 2	FLD / MCC	X-Y	°C	RTD	E	AI	-						RTD	NIS	-	by other	by other	40001	LATER	
9	44 TE - 40020 62 A	WINDING RTD PHASE B SLOT 1	FLD / MCC	X-Y	°C	RTD	E	AI	-						RTD	NIS	-	by other	by other	40001	LATER	
10	44 TE - 40020 62 B	WINDING RTD PHASE B SLOT 2	FLD / MCC	X-Y	°C	RTD	E	AI	-						RTD	NIS	-	by other	by other	40001	LATER	
11	44 TE - 40020 63 A	WINDING RTD PHASE C SLOT 1	FLD / MCC	X-Y	°C	RTD	E	AI	-						RTD	NIS	-	by other	by other	40001	LATER	
12	44 TE - 40020 63 B	WINDING RTD PHASE C SLOT 2	FLD / MCC	X-Y	°C	RTD	E	AI	-						RTD	NIS	-	by other	by other	40001	LATER	
13	44 TE - 40020 64 A	DRIVE END BEARING TEMPERATURE	FLD / MCC	X-Y	°C	RTD	E	AI	-						RTD	NIS	-	by other	by other	40001	LATER	
14	44 TE - 40020 64 B	NON-DRIVE END BEARING TEMPERATURE	FLD / MCC	X-Y	°C	RTD	E	AI	-						RTD	NIS	-	by other	by other	40001	LATER	



PROJECT NO. : 3944
 MR NO. : 171
 DOC TITLE : IO LIST (POWDER)
 DOC NO. : 3944-VD-0171-DYP-RE-400-LST-0080
 REV : 01

IO LIST FOR POWDER TRANSFER PACKAGE



NO	TAG NO.	SERVICE DESCRIPTION	FROM /TO	RANGE	UNIT	SIGNAL TYPE	PWR SRC	I/O TYPE	CONT -ACT	FUNCTION					INST TYPE	IS / NIS	VALVE ACTION	LOOP TAG NO.	JUNCTION BOX NO.	P&ID NO.	LOGIC NO. (3944-VD-0171-DYP-RE-400-DIA-0083 Sh.NNN)	REMARK
										C	I	R	A	Z								
Instruments																						
1	44 PDT - 80040 01	INLET DIFFERENTIAL PRESSURE	FLD / DCS	X-Y	bar	4-20mA	I	AI	-		O	O			DIFFERENTIAL PRESSURE TRANSMITTER	IS	-	by other	44AJB-80001A	40001	LATER	
2	44 PT - 80040 01	INLET PRESSURE	FLD / DCS	X-Y	bar.g	4-20mA	I	AI	-		O	O			PRESSURE TRANSMITTER	IS	-	by other	44AJB-80001A	40001	LATER	
3	44 TT - 80040 41	OIL TEMPERATURE	FLD / DCS	X-Y	°C	4-20mA	I	AI	-		O		O		TEMPERATURE TRANSMITTER	IS	-	by other	44AJB-80001A	40001	LATER	
4	44 PT - 80040 41	OIL PRESSURE	FLD / DCS	X-Y	bar.g	4-20mA	I	AI	-		O		O		PRESSURE TRANSMITTER	IS	-	by other	44AJB-80001A	40001	LATER	
5	44 PT - 80040 02	DISCHARGE PRESSURE	FLD / DCS	X-Y	bar.g	4-20mA	I	AI	-		O	O			PRESSURE TRANSMITTER	IS	-	by other	44AJB-80001A	40001	LATER	
6	44 TT - 80040 01	DISCHARGE TEMPERATURE	FLD / DCS	X-Y	°C	4-20mA	I	AI	-		O		O		TEMPERATURE TRANSMITTER	IS	-	by other	44AJB-80001A	40001	LATER	
7	44 TE - 80040 61 A	WINDING RTD PHASE A SLOT 1	FLD / MCC	X-Y	°C	RTD	E	AI	-						RTD	NIS	-	by other	by other	40001	LATER	
8	44 TE - 80040 61 B	WINDING RTD PHASE A SLOT 2	FLD / MCC	X-Y	°C	RTD	E	AI	-						RTD	NIS	-	by other	by other	40001	LATER	
9	44 TE - 80040 62 A	WINDING RTD PHASE B SLOT 1	FLD / MCC	X-Y	°C	RTD	E	AI	-						RTD	NIS	-	by other	by other	40001	LATER	
10	44 TE - 80040 62 B	WINDING RTD PHASE B SLOT 2	FLD / MCC	X-Y	°C	RTD	E	AI	-						RTD	NIS	-	by other	by other	40001	LATER	
11	44 TE - 80040 63 A	WINDING RTD PHASE C SLOT 1	FLD / MCC	X-Y	°C	RTD	E	AI	-						RTD	NIS	-	by other	by other	40001	LATER	
12	44 TE - 80040 63 B	WINDING RTD PHASE C SLOT 2	FLD / MCC	X-Y	°C	RTD	E	AI	-						RTD	NIS	-	by other	by other	40001	LATER	
13	44 TE - 80040 64 A	DRIVE END BEARING TEMPERATURE	FLD / MCC	X-Y	°C	RTD	E	AI	-						RTD	NIS	-	by other	by other	40001	LATER	
14	44 TE - 80040 64 B	NON-DRIVE END BEARING TEMPERATURE	FLD / MCC	X-Y	°C	RTD	E	AI	-						RTD	NIS	-	by other	by other	40001	LATER	



PROJECT NO. : 3944
 MR NO. : 171
 DOC TITLE : IO LIST (POWDER)
 DOC NO. : 3944-VD-0171-DYP-RE-400-LST-0080
 REV : 01

IO LIST FOR POWDER TRANSFER PACKAGE



NO	TAG NO.	SERVICE DESCRIPTION	FROM /TO	RANGE	UNIT	SIGNAL TYPE	PWR SRC	I/O TYPE	CONT -ACT	FUNCTION					INST TYPE	IS / NIS	VALVE ACTION	LOOP TAG NO.	JUNCTION BOX NO.	P&ID NO.	LOGIC NO. (3944-VD-0171-DYP-RE-400-DIA-0083 Sh.NNN)	REMARK
										C	I	R	A	Z								
Instruments																						
1	44 PDT - 80040 02	INLET DIFFERENTIAL PRESSURE	FLD / DCS	X-Y	bar	4-20mA	I	AI	-		O	O			DIFFERENTIAL PRESSURE TRANSMITTER	IS	-	by other	44AJB-80001B	40001	LATER	
2	44 PT - 80040 03	INLET PRESSURE	FLD / DCS	X-Y	bar.g	4-20mA	I	AI	-		O	O			PRESSURE TRANSMITTER	IS	-	by other	44AJB-80001B	40001	LATER	
3	44 TT - 80040 42	OIL TEMPERATURE	FLD / DCS	X-Y	°C	4-20mA	I	AI	-		O		O		TEMPERATURE TRANSMITTER	IS	-	by other	44AJB-80001B	40001	LATER	
4	44 PT - 80040 42	OIL PRESSURE	FLD / DCS	X-Y	bar.g	4-20mA	I	AI	-		O		O		PRESSURE TRANSMITTER	IS	-	by other	44AJB-80001B	40001	LATER	
5	44 PT - 80040 04	DISCHARGE PRESSURE	FLD / DCS	X-Y	bar.g	4-20mA	I	AI	-		O	O			PRESSURE TRANSMITTER	IS	-	by other	44AJB-80001B	40001	LATER	
6	44 TT - 80040 03	DISCHARGE TEMPERATURE	FLD / DCS	X-Y	°C	4-20mA	I	AI	-		O		O		TEMPERATURE TRANSMITTER	IS	-	by other	44AJB-80001B	40001	LATER	
7	44 TE - 80040 65 A	WINDING RTD PHASE A SLOT 1	FLD / MCC	X-Y	°C	RTD	E	AI	-						RTD	NIS	-	by other	by other	40001	LATER	
8	44 TE - 80040 65 B	WINDING RTD PHASE A SLOT 2	FLD / MCC	X-Y	°C	RTD	E	AI	-						RTD	NIS	-	by other	by other	40001	LATER	
9	44 TE - 80040 66 A	WINDING RTD PHASE B SLOT 1	FLD / MCC	X-Y	°C	RTD	E	AI	-						RTD	NIS	-	by other	by other	40001	LATER	
10	44 TE - 80040 66 B	WINDING RTD PHASE B SLOT 2	FLD / MCC	X-Y	°C	RTD	E	AI	-						RTD	NIS	-	by other	by other	40001	LATER	
11	44 TE - 80040 67 A	WINDING RTD PHASE C SLOT 1	FLD / MCC	X-Y	°C	RTD	E	AI	-						RTD	NIS	-	by other	by other	40001	LATER	
12	44 TE - 80040 67 B	WINDING RTD PHASE C SLOT 2	FLD / MCC	X-Y	°C	RTD	E	AI	-						RTD	NIS	-	by other	by other	40001	LATER	
13	44 TE - 80040 68 A	DRIVE END BEARING TEMPERATURE	FLD / MCC	X-Y	°C	RTD	E	AI	-						RTD	NIS	-	by other	by other	40001	LATER	
14	44 TE - 80040 68 B	NON-DRIVE END BEARING TEMPERATURE	FLD / MCC	X-Y	°C	RTD	E	AI	-						RTD	NIS	-	by other	by other	40001	LATER	

NO	TAG NO.	SERVICE DESCRIPTION	FROM /TO	RANGE	UNIT	SIGNAL TYPE	PWR SRC	I/O TYPE	CONT -ACT	FUNCTION					INST TYPE	IS / NIS	VALVE ACTION	LOOP TAG NO.	JUNCTION BOX NO.	P&ID NO.	LOGIC NO. (3944-VD-0171-DYP-RE-400-DIA-0083 Sh.NNN)	REMARK
										C	I	R	A	Z								
Instruments																						
1	44 PDT - 80040 03	INLET DIFFERENTIAL PRESSURE	FLD / DCS	X-Y	bar	4-20mA	I	AI	-		O	O			DIFFERENTIAL PRESSURE TRANSMITTER	IS	-	by other	44AJB-80002A	40001	LATER	
2	44 PT - 80040 05	INLET PRESSURE	FLD / DCS	X-Y	bar.g	4-20mA	I	AI	-		O	O			PRESSURE TRANSMITTER	IS	-	by other	44AJB-80002A	40001	LATER	
3	44 PT - 80040 06	DISCHARGE PRESSURE	FLD / DCS	X-Y	bar.g	4-20mA	I	AI	-		O	O			PRESSURE TRANSMITTER	IS	-	by other	44AJB-80002A	40001	LATER	
4	44 TT - 80040 05	DISCHARGE TEMPERATURE	FLD / DCS	X-Y	°C	4-20mA	I	AI	-		O				PRESSURE TRANSMITTER	IS	-	by other	44AJB-80002A	40001	LATER	
5	44 TE - 80040 69 A	WINDING RTD PHASE A SLOT 1	FLD / MCC	X-Y	°C	RTD	E	AI	-						RTD	NIS	-	by other	by other	40001	LATER	
6	44 TE - 80040 69 B	WINDING RTD PHASE A SLOT 2	FLD / MCC	X-Y	°C	RTD	E	AI	-						RTD	NIS	-	by other	by other	40001	LATER	
7	44 TE - 80040 70 A	WINDING RTD PHASE B SLOT 1	FLD / MCC	X-Y	°C	RTD	E	AI	-						RTD	NIS	-	by other	by other	40001	LATER	
8	44 TE - 80040 70 B	WINDING RTD PHASE B SLOT 2	FLD / MCC	X-Y	°C	RTD	E	AI	-						RTD	NIS	-	by other	by other	40001	LATER	
9	44 TE - 80040 71 A	WINDING RTD PHASE C SLOT 1	FLD / MCC	X-Y	°C	RTD	E	AI	-						RTD	NIS	-	by other	by other	40001	LATER	
10	44 TE - 80040 71 B	WINDING RTD PHASE C SLOT 2	FLD / MCC	X-Y	°C	RTD	E	AI	-						RTD	NIS	-	by other	by other	40001	LATER	
11	44 TE - 80040 72 A	DRIVE END BEARING TEMPERATURE	FLD / MCC	X-Y	°C	RTD	E	AI	-						RTD	NIS	-	by other	by other	40001	LATER	
12	44 TE - 80040 72 B	NON-DRIVE END BEARING TEMPERATURE	FLD / MCC	X-Y	°C	RTD	E	AI	-						RTD	NIS	-	by other	by other	40001	LATER	
13																						
14																						



PROJECT NO. : 3944
 MR NO. : 171
 DOC TITLE : IO LIST (POWDER)
 DOC NO. : 3944-VD-0171-DYP-RE-400-LST-0080
 REV : 01

IO LIST FOR POWDER TRANSFER PACKAGE



NO	TAG NO.	SERVICE DESCRIPTION	FROM /TO	RANGE	UNIT	SIGNAL TYPE	PWR SRC	I/O TYPE	CONT -ACT	FUNCTION						INST TYPE	IS / NIS	VALVE ACTION	LOOP TAG NO.	JUNCTION BOX NO.	P&ID NO.	LOGIC NO. (3944-VD-0171-DYP-RE-400-DIA-0083 Sh.NNN)	REMARK
										C	I	R	A	Z	SOE								
Instruments																							
1	44 PDT - 80040 04	INLET DIFFERENTIAL PRESSURE	FLD / DCS	X-Y	bar	4-20mA	I	AI	-		O	O			DIFFERENTIAL PRESSURE TRANSMITTER	IS	-	by other	44AJB-80002B	40001	LATER		
2	44 PT - 80040 09	INLET PRESSURE	FLD / DCS	X-Y	bar.g	4-20mA	I	AI	-		O	O			PRESSURE TRANSMITTER	IS	-	by other	44AJB-80002B	40001	LATER		
3	44 PT - 80040 10	DISCHARGE PRESSURE	FLD / DCS	X-Y	bar.g	4-20mA	I	AI	-		O	O			PRESSURE TRANSMITTER	IS	-	by other	44AJB-80002B	40001	LATER		
4	44 TT - 80040 07	DISCHARGE TEMPERATURE	FLD / DCS	X-Y	bar.g	4-20mA	I	AI	-		O				PRESSURE TRANSMITTER	IS	-	by other	44AJB-80002B	40001	LATER		
5	44 TE - 80040 73 A	WINDING RTD PHASE A SLOT 1	FLD / MCC	X-Y	°C	RTD	E	AI	-						RTD	NIS	-	by other	by other	40001	LATER		
6	44 TE - 80040 73 B	WINDING RTD PHASE A SLOT 2	FLD / MCC	X-Y	°C	RTD	E	AI	-						RTD	NIS	-	by other	by other	40001	LATER		
7	44 TE - 80040 74 A	WINDING RTD PHASE B SLOT 1	FLD / MCC	X-Y	°C	RTD	E	AI	-						RTD	NIS	-	by other	by other	40001	LATER		
8	44 TE - 80040 74 B	WINDING RTD PHASE B SLOT 2	FLD / MCC	X-Y	°C	RTD	E	AI	-						RTD	NIS	-	by other	by other	40001	LATER		
9	44 TE - 80040 75 A	WINDING RTD PHASE C SLOT 1	FLD / MCC	X-Y	°C	RTD	E	AI	-						RTD	NIS	-	by other	by other	40001	LATER		
10	44 TE - 80040 75 B	WINDING RTD PHASE C SLOT 2	FLD / MCC	X-Y	°C	RTD	E	AI	-						RTD	NIS	-	by other	by other	40001	LATER		
11	44 TE - 80040 76 A	DRIVE END BEARING TEMPERATURE	FLD / MCC	X-Y	°C	RTD	E	AI	-						RTD	NIS	-	by other	by other	40001	LATER		
12	44 TE - 80040 76 B	NON-DRIVE END BEARING TEMPERATURE	FLD / MCC	X-Y	°C	RTD	E	AI	-						RTD	NIS	-	by other	by other	40001	LATER		
13																							
14																							



PROJECT NO. : 3944
 MR NO. : 171
 DOC TITLE : IO LIST (POWDER)
 DOC NO. : 3944-VD-0171-DYP-RE-400-LST-0080
 REV : 01

IO LIST FOR POWDER TRANSFER PACKAGE



NO	TAG NO.	SERVICE DESCRIPTION	FROM /TO	RANGE	UNIT	SIGNAL TYPE	PWR SRC	I/O TYPE	CONT -ACT	FUNCTION						INST TYPE	IS / NIS	VALVE ACTION	LOOP TAG NO.	JUNCTION BOX NO.	P&ID NO.	LOGIC NO. (3944-VD-0171-DYP-RE-400-DIA-0083 Sh.NNN)	REMARK
										C	I	R	A	Z	SOE								
Instruments																							
1	44 PDT - 80040 05	INLET DIFFERENTIAL PRESSURE	FLD / DCS	X-Y	bar	4-20mA	I	AI	-		O	O				DIFFERENTIAL PRESSURE TRANSMITTER	IS	-	by other	44AJB-80004A	40001	LATER	
2	44 PT - 80040 13	INLET PRESSURE	FLD / DCS	X-Y	bar.g	4-20mA	I	AI	-		O	O				PRESSURE TRANSMITTER	IS	-	by other	44AJB-80004A	40001	LATER	
3	44 TT - 80040 43	OIL TEMPERATURE	FLD / DCS	X-Y	°C	4-20mA	I	AI	-		O		O			TEMPERATURE TRANSMITTER	IS	-	by other	44AJB-80004A	40001	LATER	
4	44 PT - 80040 43	OIL PRESSURE	FLD / DCS	X-Y	bar.g	4-20mA	I	AI	-		O		O			PRESSURE TRANSMITTER	IS	-	by other	44AJB-80004A	40001	LATER	
5	44 PT - 80040 14	DISCHARGE PRESSURE	FLD / DCS	X-Y	bar.g	4-20mA	I	AI	-		O	O				PRESSURE TRANSMITTER	IS	-	by other	44AJB-80004A	40001	LATER	
6	44 TT - 80040 09	DISCHARGE TEMPERATURE	FLD / DCS	X-Y	°C	4-20mA	I	AI	-		O		O			TEMPERATURE TRANSMITTER	IS	-	by other	44AJB-80004A	40001	LATER	
7	44 TE - 80040 77 A	WINDING RTD PHASE A SLOT 1	FLD / MCC	X-Y	°C	RTD	E	AI	-							RTD	NIS	-	by other	by other	40001	LATER	
8	44 TE - 80040 77 B	WINDING RTD PHASE A SLOT 2	FLD / MCC	X-Y	°C	RTD	E	AI	-							RTD	NIS	-	by other	by other	40001	LATER	
9	44 TE - 80040 78 A	WINDING RTD PHASE B SLOT 1	FLD / MCC	X-Y	°C	RTD	E	AI	-							RTD	NIS	-	by other	by other	40001	LATER	
10	44 TE - 80040 78 B	WINDING RTD PHASE B SLOT 2	FLD / MCC	X-Y	°C	RTD	E	AI	-							RTD	NIS	-	by other	by other	40001	LATER	
11	44 TE - 80040 79 A	WINDING RTD PHASE C SLOT 1	FLD / MCC	X-Y	°C	RTD	E	AI	-							RTD	NIS	-	by other	by other	40001	LATER	
12	44 TE - 80040 79 B	WINDING RTD PHASE C SLOT 2	FLD / MCC	X-Y	°C	RTD	E	AI	-							RTD	NIS	-	by other	by other	40001	LATER	
13	44 TE - 80040 80 A	DRIVE END BEARING TEMPERATURE	FLD / MCC	X-Y	°C	RTD	E	AI	-							RTD	NIS	-	by other	by other	40001	LATER	
14	44 TE - 80040 80 B	NON-DRIVE END BEARING TEMPERATURE	FLD / MCC	X-Y	°C	RTD	E	AI	-							RTD	NIS	-	by other	by other	40001	LATER	



PROJECT NO. : 3944
 MR NO. : 171
 DOC TITLE : IO LIST (POWDER)
 DOC NO. : 3944-VD-0171-DYP-RE-400-LST-0080
 REV : 01

IO LIST FOR POWDER TRANSFER PACKAGE



NO	TAG NO.	SERVICE DESCRIPTION	FROM /TO	RANGE	UNIT	SIGNAL TYPE	PWR SRC	I/O TYPE	CONT -ACT	FUNCTION					INST TYPE	IS / NIS	VALVE ACTION	LOOP TAG NO.	JUNCTION BOX NO.	P&ID NO.	LOGIC NO. (3944-VD-0171-DYP-RE-400-DIA-0083 Sh.NNN)	REMARK
										C	I	R	A	Z								
Instruments																						
1	44 PDT - 80040 06	INLET DIFFERENTIAL PRESSURE	FLD / DCS	X-Y	bar	4-20mA	I	AI	-		O	O			DIFFERENTIAL PRESSURE TRANSMITTER	IS	-	by other	44AJB-80004B	40001	LATER	
2	44 PT - 80040 16	INLET PRESSURE	FLD / DCS	X-Y	bar.g	4-20mA	I	AI	-		O	O			PRESSURE TRANSMITTER	IS	-	by other	44AJB-80004B	40001	LATER	
3	44 TT - 80040 44	OIL TEMPERATURE	FLD / DCS	X-Y	°C	4-20mA	I	AI	-		O		O		TEMPERATURE TRANSMITTER	IS	-	by other	44AJB-80004B	40001	LATER	
4	44 PT - 80040 44	OIL PRESSURE	FLD / DCS	X-Y	bar.g	4-20mA	I	AI	-		O		O		PRESSURE TRANSMITTER	IS	-	by other	44AJB-80004B	40001	LATER	
5	44 PT - 80040 17	DISCHARGE PRESSURE	FLD / DCS	X-Y	bar.g	4-20mA	I	AI	-		O	O			PRESSURE TRANSMITTER	IS	-	by other	44AJB-80004B	40001	LATER	
6	44 TT - 80040 11	DISCHARGE TEMPERATURE	FLD / DCS	X-Y	°C	4-20mA	I	AI	-		O		O		TEMPERATURE TRANSMITTER	IS	-	by other	44AJB-80004B	40001	LATER	
7	44 TE - 80040 81 A	WINDING RTD PHASE A SLOT 1	FLD / MCC	X-Y	°C	RTD	E	AI	-						RTD	NIS	-	by other	by other	40001	LATER	
8	44 TE - 80040 81 B	WINDING RTD PHASE A SLOT 2	FLD / MCC	X-Y	°C	RTD	E	AI	-						RTD	NIS	-	by other	by other	40001	LATER	
9	44 TE - 80040 82 A	WINDING RTD PHASE B SLOT 1	FLD / MCC	X-Y	°C	RTD	E	AI	-						RTD	NIS	-	by other	by other	40001	LATER	
10	44 TE - 80040 82 B	WINDING RTD PHASE B SLOT 2	FLD / MCC	X-Y	°C	RTD	E	AI	-						RTD	NIS	-	by other	by other	40001	LATER	
11	44 TE - 80040 83 A	WINDING RTD PHASE C SLOT 1	FLD / MCC	X-Y	°C	RTD	E	AI	-						RTD	NIS	-	by other	by other	40001	LATER	
12	44 TE - 80040 83 B	WINDING RTD PHASE C SLOT 2	FLD / MCC	X-Y	°C	RTD	E	AI	-						RTD	NIS	-	by other	by other	40001	LATER	
13	44 TE - 80040 84 A	DRIVE END BEARING TEMPERATURE	FLD / MCC	X-Y	°C	RTD	E	AI	-						RTD	NIS	-	by other	by other	40001	LATER	
14	44 TE - 80040 84 B	NON-DRIVE END BEARING TEMPERATURE	FLD / MCC	X-Y	°C	RTD	E	AI	-						RTD	NIS	-	by other	by other	40001	LATER	



PROJECT NO. : 3944
 MR NO. : 171
 DOC TITLE : IO LIST (POWDER)
 DOC NO. : 3944-VD-0171-DYP-RE-400-LST-0080
 REV : 01

IO LIST FOR POWDER TRANSFER PACKAGE



NO	TAG NO.	SERVICE DESCRIPTION	FROM /TO	RANGE	UNIT	SIGNAL TYPE	PWR SRC	I/O TYPE	CONT -ACT	FUNCTION						INST TYPE	IS / NIS	VALVE ACTION	LOOP TAG NO.	JUNCTION BOX NO.	P&ID NO.	LOGIC NO. (3944-VD-0171-DYP-RE-400-DIA-0083 Sh.NNN)	REMARK
										C	I	R	A	Z	SOE								
Instruments																							
1	44 PDT - 80050 01	INLET DIFFERENTIAL PRESSURE	FLD / DCS	X-Y	bar	4-20mA	I	AI	-		O	O				DIFFERENTIAL PRESSURE TRANSMITTER	IS	-	by other	44AJB-80005A	40001	LATER	
2	44 PT - 80050 01	INLET PRESSURE	FLD / DCS	X-Y	bar.g	4-20mA	I	AI	-		O	O				PRESSURE TRANSMITTER	IS	-	by other	44AJB-80005A	40001	LATER	
3	44 TT - 80050 41	OIL TEMPERATURE	FLD / DCS	X-Y	°C	4-20mA	I	AI	-		O		O			TEMPERATURE TRANSMITTER	IS	-	by other	44AJB-80005A	40001	LATER	
4	44 PT - 80050 41	OIL PRESSURE	FLD / DCS	X-Y	bar.g	4-20mA	I	AI	-		O		O			PRESSURE TRANSMITTER	IS	-	by other	44AJB-80005A	40001	LATER	
5	44 PT - 80050 02	DISCHARGE PRESSURE	FLD / DCS	X-Y	bar.g	4-20mA	I	AI	-		O	O				PRESSURE TRANSMITTER	IS	-	by other	44AJB-80005A	40001	LATER	
6	44 TT - 80050 01	DISCHARGE TEMPERATURE	FLD / DCS	X-Y	°C	4-20mA	I	AI	-		O		O			TEMPERATURE TRANSMITTER	IS	-	by other	44AJB-80005A	40001	LATER	
7	44 TE - 80050 61 A	WINDING RTD PHASE A SLOT 1	FLD / MCC	X-Y	°C	RTD	E	AI	-							RTD	NIS	-	by other	by other	40001	LATER	
8	44 TE - 80050 61 B	WINDING RTD PHASE A SLOT 2	FLD / MCC	X-Y	°C	RTD	E	AI	-							RTD	NIS	-	by other	by other	40001	LATER	
9	44 TE - 80050 62 A	WINDING RTD PHASE B SLOT 1	FLD / MCC	X-Y	°C	RTD	E	AI	-							RTD	NIS	-	by other	by other	40001	LATER	
10	44 TE - 80050 62 B	WINDING RTD PHASE B SLOT 2	FLD / MCC	X-Y	°C	RTD	E	AI	-							RTD	NIS	-	by other	by other	40001	LATER	
11	44 TE - 80050 63 A	WINDING RTD PHASE C SLOT 1	FLD / MCC	X-Y	°C	RTD	E	AI	-							RTD	NIS	-	by other	by other	40001	LATER	
12	44 TE - 80050 63 B	WINDING RTD PHASE C SLOT 2	FLD / MCC	X-Y	°C	RTD	E	AI	-							RTD	NIS	-	by other	by other	40001	LATER	
13	44 TE - 80050 64 A	DRIVE END BEARING TEMPERATURE	FLD / MCC	X-Y	°C	RTD	E	AI	-							RTD	NIS	-	by other	by other	40001	LATER	
14	44 TE - 80050 64 B	NON-DRIVE END BEARING TEMPERATURE	FLD / MCC	X-Y	°C	RTD	E	AI	-							RTD	NIS	-	by other	by other	40001	LATER	

IO LIST FOR POWDER TRANSFER PACKAGE

NO	TAG NO.	SERVICE DESCRIPTION	FROM /TO	RANGE	UNIT	SIGNAL TYPE	PWR SRC	I/O TYPE	CONT -ACT	FUNCTION						INST TYPE	IS / NIS	VALVE ACTION	LOOP TAG NO.	JUNCTION BOX NO.	P&ID NO.	LOGIC NO. (3944-VD-0171-DYP-RE-400-DIA-0083 Sh.NNN)	REMARK
										C	I	R	A	Z	SOE								
Instruments																							
1	44 PDT - 80050 02	INLET DIFFERENTIAL PRESSURE	FLD / DCS	X-Y	bar	4-20mA	I	AI	-		O		O			DIFFERENTIAL PRESSURE TRANSMITTER	IS	-	by other	44AJB-80005B	40001	LATER	
2	44 PT - 80050 04	INLET PRESSURE	FLD / DCS	X-Y	bar.g	4-20mA	I	AI	-		O		O			PRESSURE TRANSMITTER	IS	-	by other	44AJB-80005B	40001	LATER	
3	44 TT - 80050 42	OIL TEMPERATURE	FLD / DCS	X-Y	°C	4-20mA	I	AI	-		O		O			TEMPERATURE TRANSMITTER	IS	-	by other	44AJB-80005B	40001	LATER	
4	44 PT - 80050 42	OIL PRESSURE	FLD / DCS	X-Y	bar.g	4-20mA	I	AI	-		O		O			PRESSURE TRANSMITTER	IS	-	by other	44AJB-80005B	40001	LATER	
5	44 PT - 80050 05	DISCHARGE PRESSURE	FLD / DCS	X-Y	bar.g	4-20mA	I	AI	-		O		O			PRESSURE TRANSMITTER	IS	-	by other	44AJB-80005B	40001	LATER	
6	44 TT - 80050 03	DISCHARGE TEMPERATURE	FLD / DCS	X-Y	°C	4-20mA	I	AI	-		O		O			TEMPERATURE TRANSMITTER	IS	-	by other	44AJB-80005B	40001	LATER	
7	44 TE - 80050 65 A	WINDING RTD PHASE A SLOT 1	FLD / MCC	X-Y	°C	RTD	E	AI	-							RTD	NIS	-	by other	by other	40001	LATER	
8	44 TE - 80050 65 B	WINDING RTD PHASE A SLOT 2	FLD / MCC	X-Y	°C	RTD	E	AI	-							RTD	NIS	-	by other	by other	40001	LATER	
9	44 TE - 80050 66 A	WINDING RTD PHASE B SLOT 1	FLD / MCC	X-Y	°C	RTD	E	AI	-							RTD	NIS	-	by other	by other	40001	LATER	
10	44 TE - 80050 66 B	WINDING RTD PHASE B SLOT 2	FLD / MCC	X-Y	°C	RTD	E	AI	-							RTD	NIS	-	by other	by other	40001	LATER	
11	44 TE - 80050 67 A	WINDING RTD PHASE C SLOT 1	FLD / MCC	X-Y	°C	RTD	E	AI	-							RTD	NIS	-	by other	by other	40001	LATER	
12	44 TE - 80050 67 B	WINDING RTD PHASE C SLOT 2	FLD / MCC	X-Y	°C	RTD	E	AI	-							RTD	NIS	-	by other	by other	40001	LATER	
13	44 TE - 80050 68 A	DRIVE END BEARING TEMPERATURE	FLD / MCC	X-Y	°C	RTD	E	AI	-							RTD	NIS	-	by other	by other	40001	LATER	
14	44 TE - 80050 68 B	NON-DRIVE END BEARING TEMPERATURE	FLD / MCC	X-Y	°C	RTD	E	AI	-							RTD	NIS	-	by other	by other	40001	LATER	



PROJECT NO. : 3944
 MR NO. : 171
 DOC TITLE : IO LIST (POWDER)
 DOC NO. : 3944-VD-0171-DYP-RE-400-LST-0080
 REV : 01

IO LIST FOR POWDER TRANSFER PACKAGE



NO	TAG NO.	SERVICE DESCRIPTION	FROM /TO	RANGE	UNIT	SIGNAL TYPE	PWR SRC	I/O TYPE	CONT -ACT	FUNCTION						INST TYPE	IS / NIS	VALVE ACTION	LOOP TAG NO.	JUNCTION BOX NO.	P&ID NO.	LOGIC NO. (3944-VD-0171-DYP-RE-400-DIA-0083 Sh.NNN)	REMARK
										C	I	R	A	Z	SOE								
Instruments																							
1	44 PDT - 80050 03	INLET DIFFERENTIAL PRESSURE	FLD / DCS	X~Y	bar	4~20mA	I	AI	-		O	O			DIFFERENTIAL PRESSURE TRANSMITTER	IS	-	by other	44AJB-80005C	40001	LATER		
2	44 PT - 80050 06	INLET PRESSURE	FLD / DCS	X~Y	bar.g	4~20mA	I	AI	-		O	O			PRESSURE TRANSMITTER	IS	-	by other	44AJB-80005C	40001	LATER		
3	44 TT - 80050 43	OIL TEMPERATURE	FLD / DCS	X~Y	°C	4~20mA	I	AI	-		O		O		TEMPERATURE TRANSMITTER	IS	-	by other	44AJB-80005C	40001	LATER		
4	44 PT - 80050 43	OIL PRESSURE	FLD / DCS	X~Y	bar.g	4~20mA	I	AI	-		O		O		PRESSURE TRANSMITTER	IS	-	by other	44AJB-80005C	40001	LATER		
5	44 PT - 80050 07	DISCHARGE PRESSURE	FLD / DCS	X~Y	bar.g	4~20mA	I	AI	-		O		O		PRESSURE TRANSMITTER	IS	-	by other	44AJB-80005C	40001	LATER		
6	44 TT - 80050 04	DISCHARGE TEMPERATURE	FLD / DCS	X~Y	°C	4~20mA	I	AI	-		O		O		TEMPERATURE TRANSMITTER	IS	-	by other	44AJB-80005C	40001	LATER		
7	44 TE - 80050 69 A	WINDING RTD PHASE A SLOT 1	FLD / MCC	X~Y	°C	RTD	E	AI	-						RTD	NIS	-	by other	by other	40001	LATER		
8	44 TE - 80050 69 B	WINDING RTD PHASE A SLOT 2	FLD / MCC	X~Y	°C	RTD	E	AI	-						RTD	NIS	-	by other	by other	40001	LATER		
9	44 TE - 80050 70 A	WINDING RTD PHASE B SLOT 1	FLD / MCC	X~Y	°C	RTD	E	AI	-						RTD	NIS	-	by other	by other	40001	LATER		
10	44 TE - 80050 70 B	WINDING RTD PHASE B SLOT 2	FLD / MCC	X~Y	°C	RTD	E	AI	-						RTD	NIS	-	by other	by other	40001	LATER		
11	44 TE - 80050 71 A	WINDING RTD PHASE C SLOT 1	FLD / MCC	X~Y	°C	RTD	E	AI	-						RTD	NIS	-	by other	by other	40001	LATER		
12	44 TE - 80050 71 B	WINDING RTD PHASE C SLOT 2	FLD / MCC	X~Y	°C	RTD	E	AI	-						RTD	NIS	-	by other	by other	40001	LATER		
13	44 TE - 80050 72 A	DRIVE END BEARING TEMPERATURE	FLD / MCC	X~Y	°C	RTD	E	AI	-						RTD	NIS	-	by other	by other	40001	LATER		
14	44 TE - 80050 72 B	NON-DRIVE END BEARING TEMPERATURE	FLD / MCC	X~Y	°C	RTD	E	AI	-						RTD	NIS	-	by other	by other	40001	LATER		