






CONTRACTOR:  	300 KT POLYETHYLENE PLANT ARYA SASOL POLYMER COMPANY (ASPC)	OWNER:  شرکت پلیمیر آریا ساسول ARYA SASOL POLYMER COMPANY پارس، تهران، ایران																				
VENDOR LOGO: 	COMPRESSOR WIRING DIAGRAM	MC:  شرکت مهندسی و مشاوره ISED CO گروه تخصصی سازه های فلزی																				
Owner Document Number :	<table border="1"> <thead> <tr> <th>OWNER Project No.</th> <th>Vendor DOC.</th> <th>MR No.</th> <th>Vendor Code</th> <th>Discipline</th> <th>Unit</th> <th>Type</th> <th>Seq. No</th> <th>Rev.:</th> <th>Page</th> </tr> </thead> <tbody> <tr> <td>3944</td> <td>VD</td> <td>0171</td> <td>DYP</td> <td>RE</td> <td>400</td> <td>DWG</td> <td>0162</td> <td>02</td> <td>1 of 25</td> </tr> </tbody> </table>	OWNER Project No.	Vendor DOC.	MR No.	Vendor Code	Discipline	Unit	Type	Seq. No	Rev.:	Page	3944	VD	0171	DYP	RE	400	DWG	0162	02	1 of 25	
OWNER Project No.	Vendor DOC.	MR No.	Vendor Code	Discipline	Unit	Type	Seq. No	Rev.:	Page													
3944	VD	0171	DYP	RE	400	DWG	0162	02	1 of 25													

COMPRESSOR WIRING DIAGRAM

P.O. No.:	SHAU23-006-DYPNF-ASS	RESULT CODE : <input type="checkbox"/> AP <input checked="" type="checkbox"/> AN <input type="checkbox"/> CO <input type="checkbox"/> RE
MR. No.:	3944-SZP-RE-400-MRQ-0171	NEXT STATUS : <input type="checkbox"/> IFI <input type="checkbox"/> IFA <input type="checkbox"/> AFC <input checked="" type="checkbox"/> ASB or FIN
Item No. (Equipment No.):	POWDER CONVEYING SYSTEM(W-40001)	RESUBMISSION DATE:
Vendor Job No.:	PC2312	Approval or review hereunder shall not be considered to relieve Vendor/ Subcontractor of his responsibilities and liability under the Contract.

M.Shakiba

06-Oct-2025

Rev.	Date	Purpose of Issue	Prepared	Checked	Approved	AC Code
02	29.Sep,2025	Approved for Construction	B.C Yoo	Y.H Hong	M.H Yim	
01	18.Jul,2025	Issue for Approval	B.C Yoo	Y.H Hong	M.H Yim	
00	9.May,2025	Issue for Approval	B.C Yoo	Y.H Hong	M.H Yim	



Airpack B.V.

4301 RN Zierikzee
The Netherlands

PHONE: (31) (0) 111 - 415455

FAX: (31) (0) 111 - 413338

E-MAIL : AIRPACK@AIRPACK.NL

WEBPAGE : WWW.AIRPACK.NL

Client	:	Arya Sasol Polymer Company		
Equipment location	:	Iran, Onshore		
Client reference	:	ASPC Project		
Client dwg. no.	:	3944-VD-0171-DYP-RE-400-DIA-0002		
Airpack reference	:	23383-05 Wiring Diagram		
Airpack dwg. no.	:	23383-05		
Generation date	:	4/8/2022		
E & I manager	:	RBE	Revision no.	: 03
Last modifications	:	8/29/2025		
Last modifications by	:	RTR		



CLIENT DWG NO.	3944-VD-0171-DYP-RE-400-DIA-0002	SUBJECT	Title page / cover sheet		DRAWN BY	RTR	=
EQUIPMENT NO.	Various				CHECKED BY	RBE	+
EQUIPMENT LOCATION	Iran, Onshore	ADAPTED TO P&ID REVISION	05		LAST MODIFICATION DATE	8/13/2025	CURRENT PAGE
THIS DRAWING IS OWNED BY AIRPACK, AND SHALL NOT BE PRINTED OR COPIED IN ANY OTHER WAY THAN WITH AIRPACKS PERMISSION!		CLIENT	Arya Sasol Polymer Company		AIRPACK DWG NO.	23383-05	
		CLIENT REF.	ASPC Project		REVISION	03	
		AIRPACK REF.	23383-05 Wiring Diagram		TOTAL PAGE AMOUNT	1	

COMMENTS ON ELECTRICAL DRAWINGS

LCP AND JB MOUNTED ON SKID
 MATERIAL: SS316
 INGRESS. PROTECTION: IP-66
 AREA CLASSIFICATION:
 LCP & ANALOG JUNCTION BOXES: Ex II 3G IIC T3, EEx'e'

GLANDS: NICKEL PLATED BRASS GLANDS WITHOUT SHROUDS, IP-65, Ex d
 CABLE TRAYS: GALVANIZED STEEL WITH COVER

AMBIENT TEMPERATURE: 5 / 48 °C

REFERENCE DOCUMENTS:

- 23383-03 - 3944-VD-0171-DYP-RE-400-PID-0016 - P&ID
- 23383-06 - 3944-VD-0171-DYP-RE-400-LST-0080 - I/O List
- 23383-07 - 3944-VD-0171-DYP-RE-400-DWG-0003 - JB, LCP LP Cabinet Layout Drawing
- 23383-21 - 3944-VD-0171-DYP-RE-400-PRC-0081 - Control Philosophy

SIGNAL PAIRS	
CURRENT LOOPS	POSITIVE: BLACK NEGATIVE: WHITE
VOLT [FREE] CONTACTS	POSITIVE: BLACK NEGATIVE: WHITE




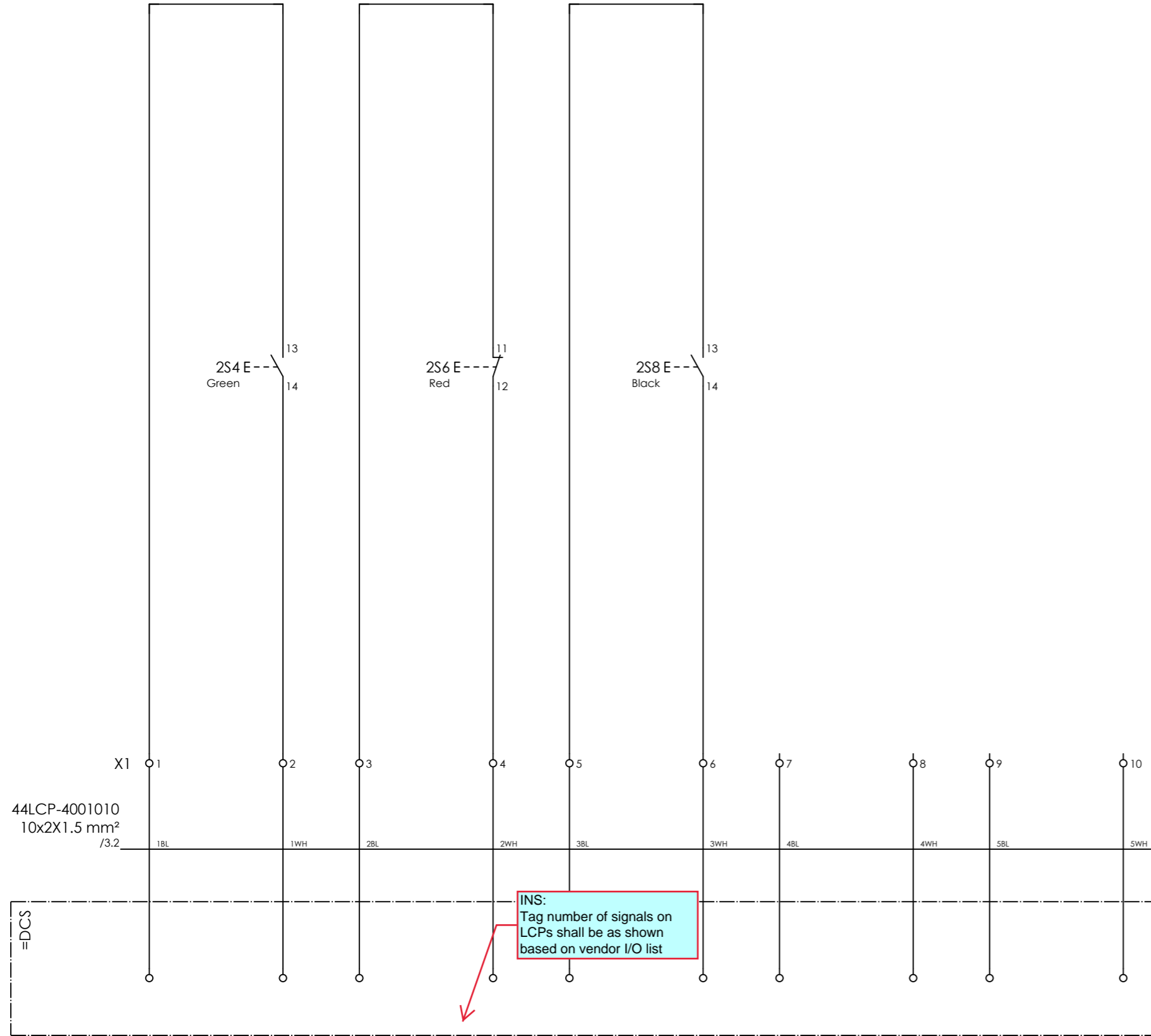
THIS DRAWING IS OWNED BY AIRPACK, AND SHALL NOT BE PRINTED OR COPIED IN ANY OTHER WAY THAN WITH AIRPACKS PERMISSION!	CLIENT DWG NO.	3944-VD-0171-DYP-RE-400-DIA-0002	SUBJECT		DRAWN BY	RTR	=
	EQUIPMENT NO.	Various	Project description		CHECKED BY	RBE	+
	EQUIPMENT LOCATION	Iran, Onshore	ADAPTED TO P&ID REVISION	05	LAST MODIFICATION DATE	8/13/2025	CURRENT PAGE
			CLIENT	Arya Sasol Polymer Company	AIRPACK DWG NO.	23383-05	
			CLIENT REF.	ASPC Project	REVISION	03	
		AIRPACK REF.	23383-05 Wiring Diagram	TOTAL PAGE AMOUNT	2		

44LCP-4001010 LOCAL PUSHBUTTON STATION

TERMINAL STRIP DEFINITION

X1 = CONNECTION PUSHBUTTONS & LAMPS

	CLIENT DWG NO.	3944-VD-0171-DYP-RE-400-DIA-0002	SUBJECT		DRAWN BY	RTR	= 44C-40001A	
	EQUIPMENT NO.	Various	TERMINAL STRIP DEFINITION		CHECKED BY	RBE	+ 44LCP-4001010	
	EQUIPMENT LOCATION	Iran, Onshore	ADAPTED TO P&ID REVISION	05	LAST MODIFICATION DATE	8/13/2025	CURRENT PAGE	
	THIS DRAWING IS OWNED BY AIRPACK, AND SHALL NOT BE PRINTED OR COPIED IN ANY OTHER WAY THAN WITH AIRPACKS PERMISSION!		CLIENT	Arya Sasol Polymer Company		AIRPACK DWG NO.	23383-05	
			CLIENT REF.	ASPC Project		REVISION	03	
		AIRPACK REF.	23383-05 Wiring Diagram		TOTAL PAGE AMOUNT	7		



INS:
Tag number of signals on
LCPs shall be as shown
based on vendor I/O list

START PUSHBUTTON 44PB-4001001 44HSH-4001010 HSH4001001	STOP PUSHBUTTON 44PB-4001002 44HSL-4001010 HSL4001002	LAMP TEST PUSHBUTTON 44PB-4001003 44HSH-4001011 HS4001003
--	---	---

ASPC:
All tag nos should be modified as per below sample

SPARE SPARE

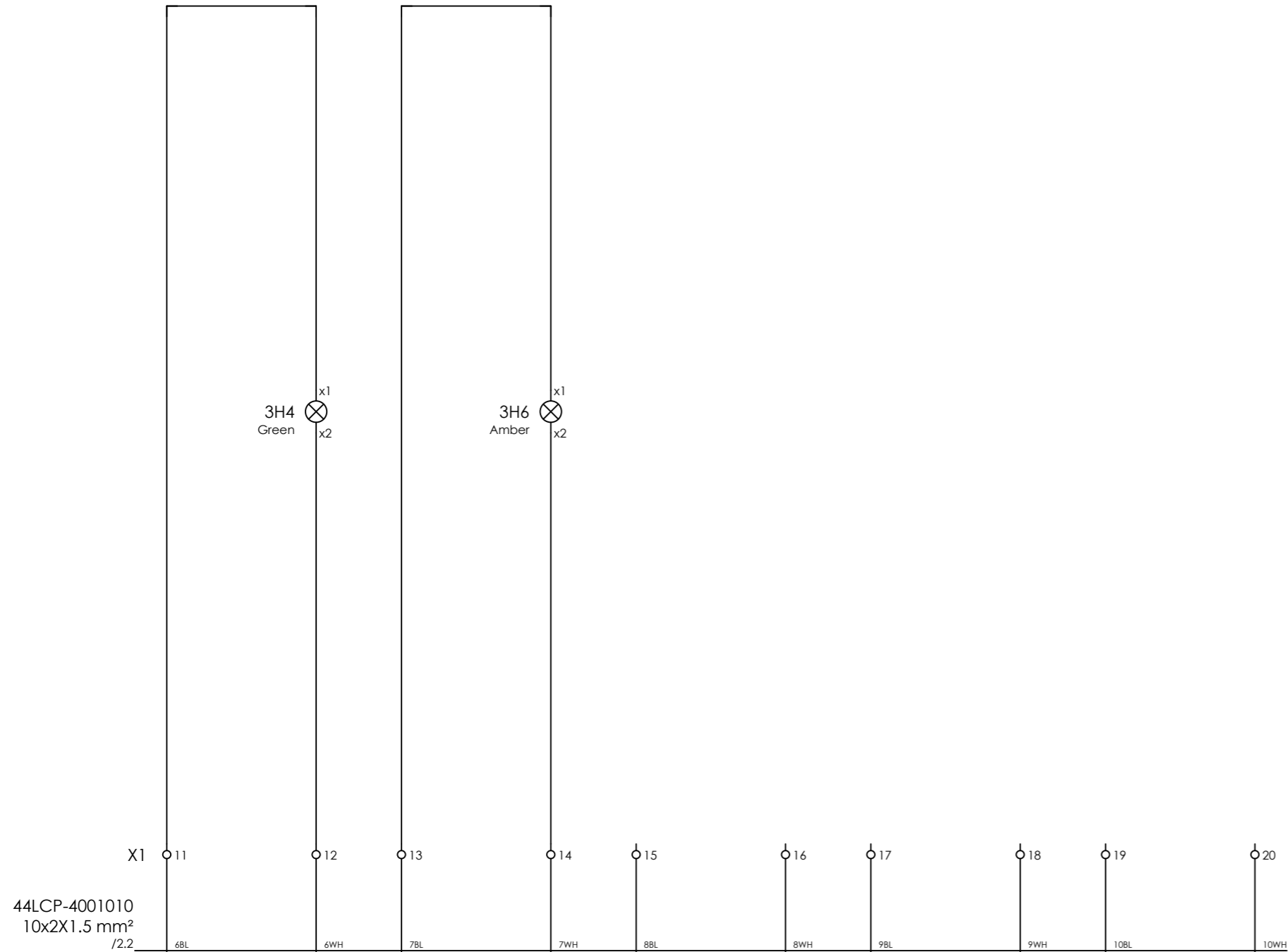


CLIENT DWG NO.	3944-VD-0171-DYP-RE-400-DIA-0002
EQUIPMENT NO.	Various
EQUIPMENT LOCATION	Iran, Onshore

THIS DRAWING IS OWNED BY AIRPACK, AND SHALL NOT BE PRINTED OR COPIED IN ANY OTHER WAY THAN WITH AIRPACKS PERMISSION!

SUBJECT PUSHBUTTONS	
ADAPTED TO P&ID REVISION	05
CLIENT	Arya Sasol Polymer Company
CLIENT REF.	ASPC Project
AIRPACK REF.	23383-05 Wiring Diagram

DRAWN BY	RTR	= 44C-40001A
CHECKED BY	RBE	+ 44LCP-4001010
LAST MODIFICATION DATE	8/13/2025	CURRENT PAGE
AIRPACK DWG NO.	23383-05	
REVISION	03	
TOTAL PAGE AMOUNT	8	



44LCP-4001010
10x2X1.5 mm²
/2.2

=DCS

INS:
Tag number of signals on
LCPs shall be as shown
based on vendor I/O list

RUNNING LAMP 44XI-4001001 44XLH-4001010	FAULT LAMP 44XI-4001002 44XLH-4001011
--	--

SPARE SPARE SPARE



CLIENT DWG NO.	3944-VD-0171-DYP-RE-400-DIA-0002
EQUIPMENT NO.	Various
EQUIPMENT LOCATION	Iran, Onshore

THIS DRAWING IS OWNED BY AIRPACK, AND SHALL NOT BE PRINTED OR COPIED IN ANY OTHER WAY THAN WITH AIRPACKS PERMISSION!

SUBJECT LAMPS	
ADAPTED TO P&ID REVISION	05
CLIENT	Arya Sasol Polymer Company
CLIENT REF.	ASPC Project
AIRPACK REF.	23383-05 Wiring Diagram

DRAWN BY	RTR
CHECKED BY	RBE
LAST MODIFICATION DATE	8/13/2025
AIRPACK DWG NO.	23383-05
REVISION	03
TOTAL PAGE AMOUNT	9

= 44C-40001A
+ 44LCP-4001010
CURRENT PAGE

Terminal diagram

Cable name		Strip =44C-40001A+44LCP-4001010-X1 CONNECTION PUSHBUTTONS & LAMPS										Cable name	
Terminal	Connection point	Jumper	Target designation	Terminal	Connection point	Jumper	Target designation	Terminal	Connection point	Jumper	Target designation	Terminal	Connection point
1		.	-2S4	1		.		1		.		1BL	
2		.	-2S4	2		.		2		.		1WH	
3		.	-2S6	3		.		3		.		2BL	
4		.	-2S6	4		.		4		.		2WH	
5		.	-2S8	5		.		5		.		3BL	
6		.	-2S8	6		.		6		.		3WH	
7		.		7		.		7		.		4BL	
8		.		8		.		8		.		4WH	
9		.		9		.		9		.		5BL	
10		.		10		.		10		.		5WH	
11		.	-3H4	11		.		11	x1	.		6BL	
12		.	-3H4	12		.		12	x2	.		6WH	
13		.	-3H6	13		.		13	x1	.		7BL	
14		.	-3H6	14		.		14	x2	.		7WH	
15		.		15		.		15		.		8BL	
16		.		16		.		16		.		8WH	
17		.		17		.		17		.		9BL	
18		.		18		.		18		.		9WH	
19		.		19		.		19		.		10BL	
20		.		20		.		20		.		10WH	



CLIENT DWG NO. 3944-VD-0171-DYP-RE-400-DIA-0002
 EQUIPMENT NO. Various
 EQUIPMENT LOCATION Iran, Onshore
 THIS DRAWING IS OWNED BY AIRPACK, AND SHALL NOT BE PRINTED OR COPIED IN ANY OTHER WAY THAN WITH AIRPACKS PERMISSION!

SUBJECT Terminal diagram =44C-40001A+44LCP-4001010-X1
 ADAPTED TO P&ID REVISION 05
 CLIENT Arya Sasol Polymer Company
 CLIENT REF. ASPC Project
 AIRPACK REF. 23383-05 Wiring Diagram


DRAWN BY RTR
 CHECKED BY RBE
 LAST MODIFICATION DATE 8/13/2025
 AIRPACK DWG NO. 23383-05
 REVISION 03
 TOTAL PAGE AMOUNT 10

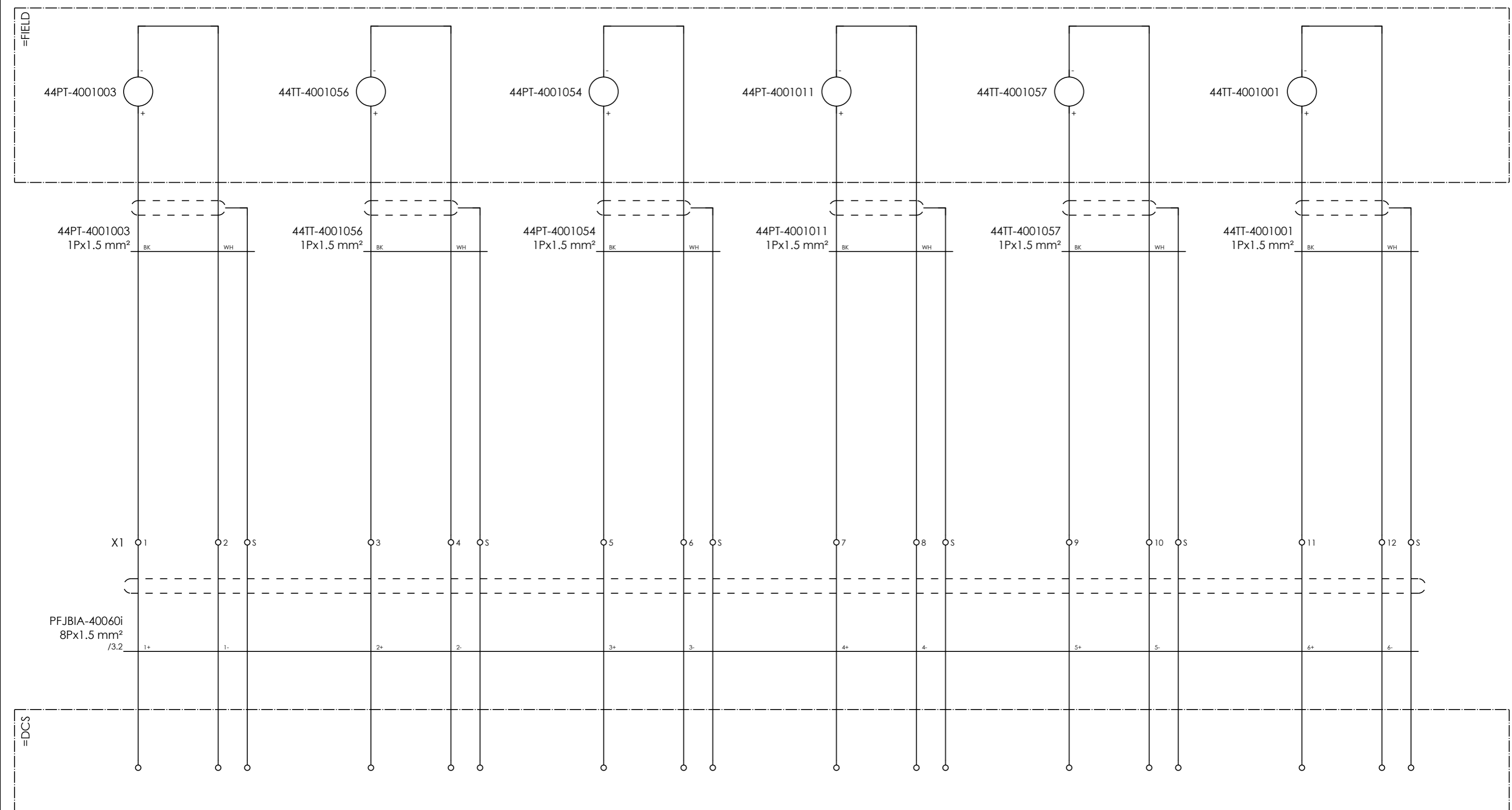
= 44C-40001A
 + 44LCP-4001010
 CURRENT PAGE

PFJBIA-40060i ANALOG JUNCTION BOX

TERMINAL STRIP DEFINITION

X1 = CONNECTION TRANSMITTERS

	CLIENT DWG NO.	3944-VD-0171-DYP-RE-400-DIA-0002	SUBJECT		DRAWN BY	RTR	= 44C-40001A	
	EQUIPMENT NO.	Various	TERMINAL STRIP DEFINITION		CHECKED BY	RBE	+ PFJBIA-40060i	
	EQUIPMENT LOCATION	Iran, Onshore	ADAPTED TO P&ID REVISION	05	LAST MODIFICATION DATE	8/13/2025	CURRENT PAGE	
	THIS DRAWING IS OWNED BY AIRPACK, AND SHALL NOT BE PRINTED OR COPIED IN ANY OTHER WAY THAN WITH AIRPACKS PERMISSION!		CLIENT	Arya Sasol Polymer Company		AIRPACK DWG NO.	23383-05	
			CLIENT REF.	ASPC Project		REVISION	03	
		AIRPACK REF.	23383-05 Wiring Diagram		TOTAL PAGE AMOUNT	11		



INLET
PRESSURE
TRANSMITTER

OIL
TEMPERATURE
TRANSMITTER

OIL
PRESSURE
TRANSMITTER

DISCHARGE
PRESSURE
TRANSMITTER

DISCHARGE
TEMPERATURE
TRANSMITTER

ENCLOSURE
TEMPERATURE
TRANSMITTER



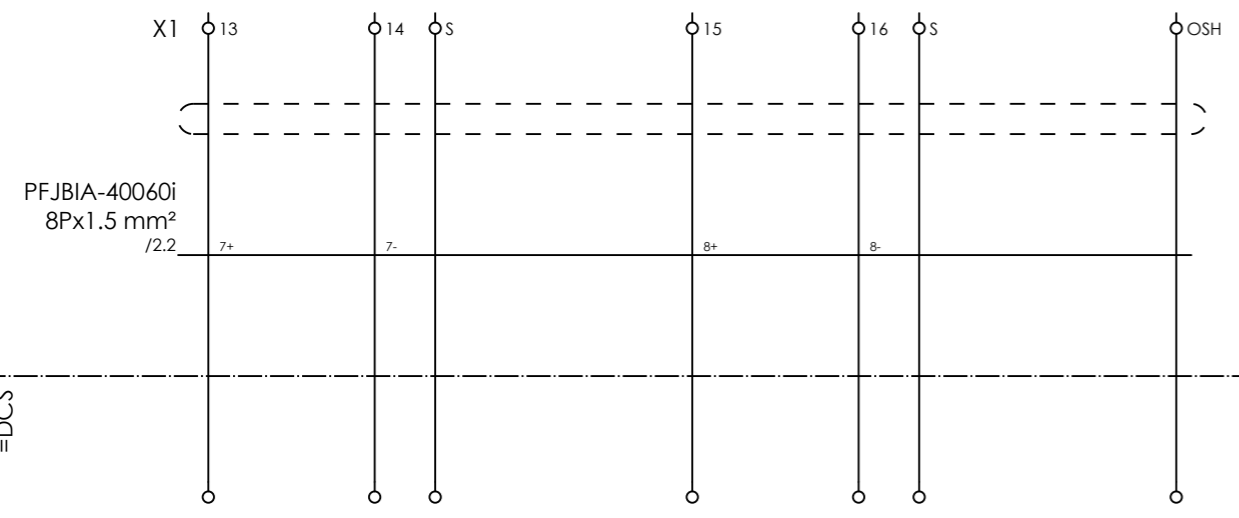
CLIENT DWG NO.	3944-VD-0171-DYP-RE-400-DIA-0002
EQUIPMENT NO.	Various
EQUIPMENT LOCATION	Iran, Onshore

THIS DRAWING IS OWNED BY AIRPACK, AND SHALL NOT BE PRINTED OR COPIED IN ANY OTHER WAY THAN WITH AIRPACKS PERMISSION!

SUBJECT TRANSMITTERS	
ADAPTED TO P&ID REVISION	05
CLIENT	Arya Sasol Polymer Company
CLIENT REF.	ASPC Project
AIRPACK REF.	23383-05 Wiring Diagram

DRAWN BY	RTR	= 44C-40001A
CHECKED BY	RBE	+ PFJBIA-40060i
LAST MODIFICATION DATE	8/13/2025	CURRENT PAGE
AIRPACK DWG NO.	23383-05	
REVISION	03	
TOTAL PAGE AMOUNT	12	

=FIELD



=DCS



SPARE

SPARE



CLIENT DWG NO.	3944-VD-0171-DYP-RE-400-DIA-0002
EQUIPMENT NO.	Various
EQUIPMENT LOCATION	Iran, Onshore
THIS DRAWING IS OWNED BY AIRPACK, AND SHALL NOT BE PRINTED OR COPIED IN ANY OTHER WAY THAN WITH AIRPACKS PERMISSION!	

SUBJECT TRANSMITTERS	
ADAPTED TO P&ID REVISION	05
CLIENT	Arya Sasol Polymer Company
CLIENT REF.	ASPC Project
AIRPACK REF.	23383-05 Wiring Diagram

DRAWN BY	RTR
CHECKED BY	RBE
LAST MODIFICATION DATE	8/13/2025
AIRPACK DWG NO.	23383-05
REVISION	03
TOTAL PAGE AMOUNT	13

= 44C-40001A
+ PFJBIA-40060i
CURRENT PAGE

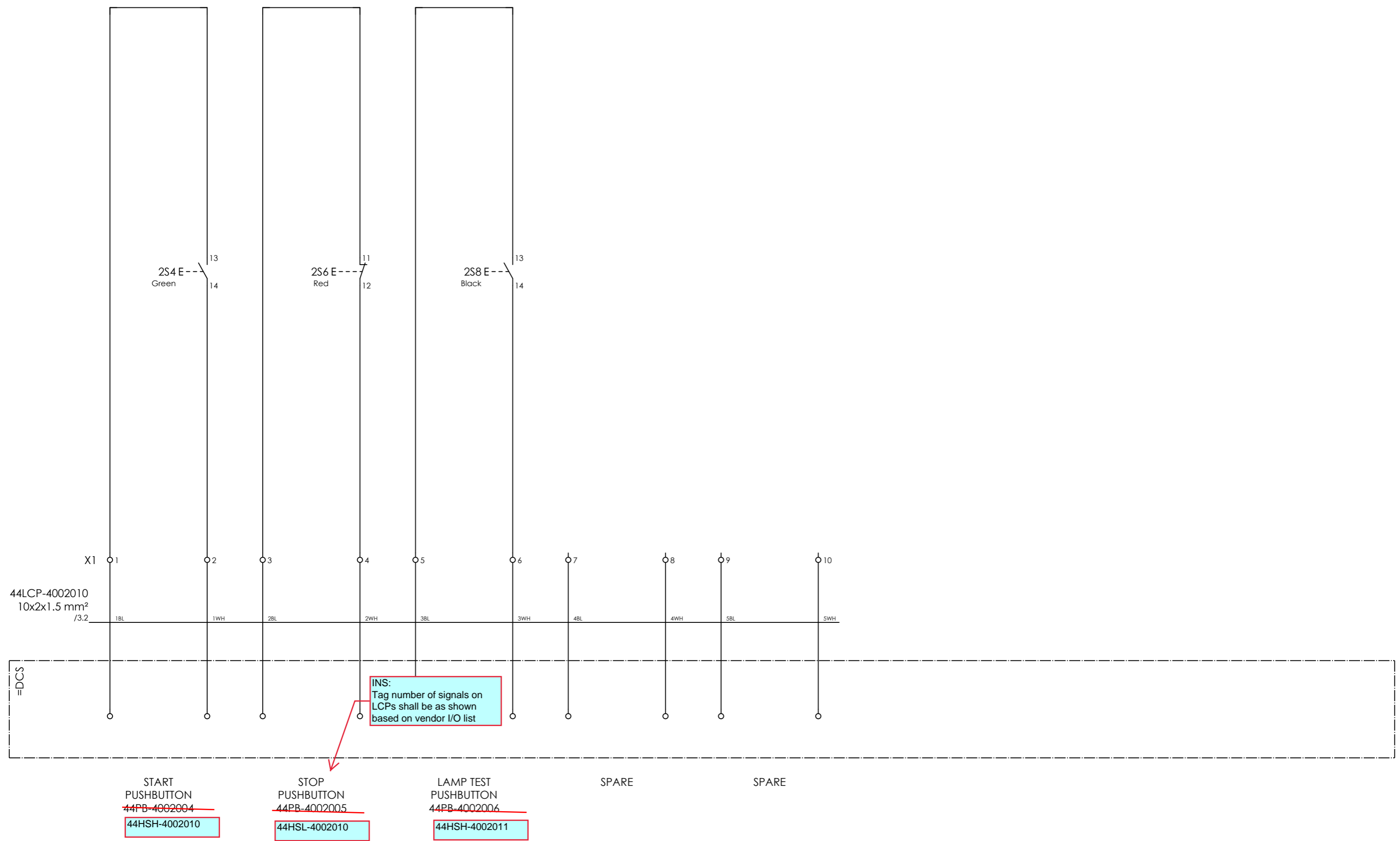
44LCP-4002010 LOCAL PUSHBUTTON STATION

TERMINAL STRIP DEFINITION

X1 = CONNECTION PUSHBUTTONS & LAMPS



CLIENT DWG NO.	3944-VD-0171-DYP-RE-400-DIA-0002	SUBJECT	TERMINAL STRIP DEFINITION	DRAWN BY	RTR	= 44C-40001B
EQUIPMENT NO.	Various	ADAPTED TO P&ID REVISION	05	CHECKED BY	RBE	+ 44LCP-4002010
EQUIPMENT LOCATION	Iran, Onshore	CLIENT	Arya Sasol Polymer Company	LAST MODIFICATION DATE	8/13/2025	CURRENT PAGE
THIS DRAWING IS OWNED BY AIRPACK, AND SHALL NOT BE PRINTED OR COPIED IN ANY OTHER WAY THAN WITH AIRPACKS PERMISSION!		CLIENT REF.	ASPC Project	AIRPACK DWG NO.	23383-05	
		AIRPACK REF.	23383-05 Wiring Diagram	REVISION	03	
		TOTAL PAGE AMOUNT	17			

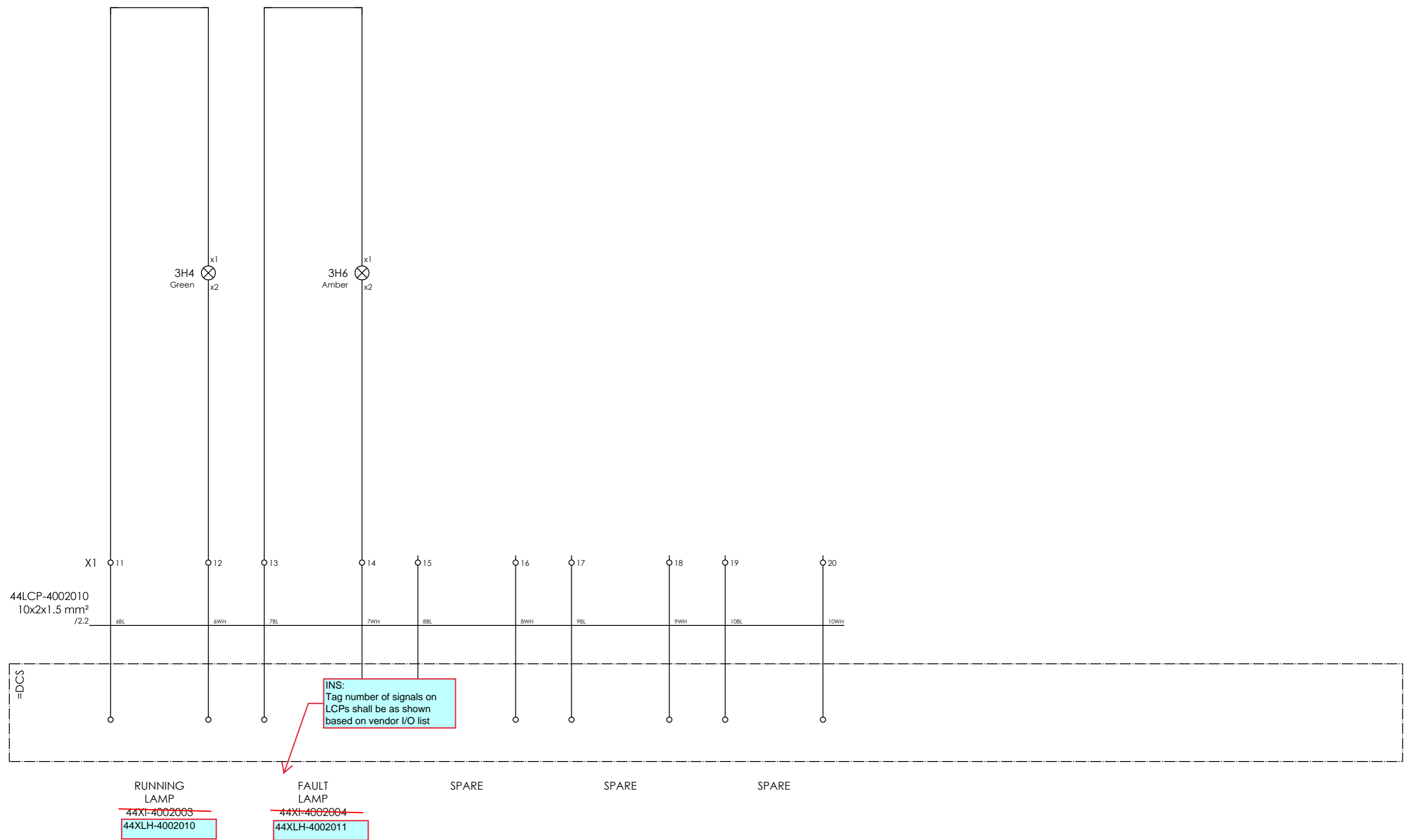


CLIENT DWG NO.	3944-VD-0171-DYP-RE-400-DIA-0002
EQUIPMENT NO.	Various
EQUIPMENT LOCATION	Iran, Onshore

SUBJECT PUSHBUTTONS	
ADAPTED TO P&ID REVISION	05
CLIENT	Arya Sasol Polymer Company
CLIENT REF.	ASPC Project
AIRPACK REF.	23383-05 Wiring Diagram

DRAWN BY	RTR
CHECKED BY	RBE
LAST MODIFICATION DATE	8/13/2025
AIRPACK DWG NO.	23383-05
REVISION	03
TOTAL PAGE AMOUNT	18

= 44C-40001B
+ 44LCP-4002010
CURRENT PAGE



44LCP-4002010
10x2x1.5 mm²
/2.2

INS:
Tag number of signals on
LCPs shall be as shown
based on vendor I/O list

RUNNING
LAMP
~~44XI-4002003~~
44XLH-4002010

FAULT
LAMP
~~44XI-4002004~~
44XLH-4002011



CLIENT DWG NO.	3944-VD-0171-DYP-RE-400-DIA-0002
EQUIPMENT NO.	Various
EQUIPMENT LOCATION	Iran, Onshore

THIS DRAWING IS OWNED BY AIRPACK, AND SHALL NOT BE PRINTED OR COPIED IN ANY OTHER WAY THAN WITH AIRPACKS PERMISSION!

SUBJECT LAMPS	
ADAPTED TO P&ID REVISION	05
CLIENT	Arya Sasol Polymer Company
CLIENT REF.	ASPC Project
AIRPACK REF.	23383-05 Wiring Diagram

DRAWN BY	RTR	= 44C-40001B
CHECKED BY	RBE	+ 44LCP-4002010
LAST MODIFICATION DATE	8/13/2025	CURRENT PAGE
AIRPACK DWG NO.	23383-05	
REVISION	03	
TOTAL PAGE AMOUNT	19	

Terminal diagram

Cable name		Strip =44C-40001B+44LCP-4002010-X1 CONNECTION PUSHBUTTONS & LAMPS										Cable name	
Terminal	Connection point	Jumper	Target designation	Terminal	Connection point	Target designation	Terminal	Connection point	Jumper	Target designation	Terminal	Connection point	
1		.	-2S4	1			1				1BL		
2		.	-2S4	2			2				1WH		
3		.	-2S6	3			3				2BL		
4		.	-2S6	4			4				2WH		
5		.	-2S8	5			5				3BL		
6		.	-2S8	6			6				3WH		
7		.		7			7				4BL		
8		.		8			8				4WH		
9		.		9			9				5BL		
10		.		10			10				5WH		
11	x1	.	-3H4	11			11				6BL		
12	x2	.	-3H4	12			12				6WH		
13	x1	.	-3H6	13			13				7BL		
14	x2	.	-3H6	14			14				7WH		
15		.		15			15				8BL		
16		.		16			16				8WH		
17		.		17			17				9BL		
18		.		18			18				9WH		
19		.		19			19				10BL		
20		.		20			20				10WH		



CLIENT DWG NO. 3944-VD-0171-DYP-RE-400-DIA-0002
 EQUIPMENT NO. Various
 EQUIPMENT LOCATION Iran, Onshore

THIS DRAWING IS OWNED BY AIRPACK, AND SHALL NOT BE PRINTED OR COPIED IN ANY OTHER WAY THAN WITH AIRPACKS PERMISSION!

SUBJECT Terminal diagram =44C-40001B+44LCP-4002010-X1
 ADAPTED TO P&ID REVISION 05
 CLIENT Arya Sasol Polymer Company
 CLIENT REF. ASPC Project
 AIRPACK REF. 23383-05 Wiring Diagram

DRAWN BY RTR
 CHECKED BY RBE
 LAST MODIFICATION DATE 8/13/2025
 AIRPACK DWG NO. 23383-05
 REVISION 03
 TOTAL PAGE AMOUNT 20

= 44C-40001B
 + 44LCP-4002010
 CURRENT PAGE

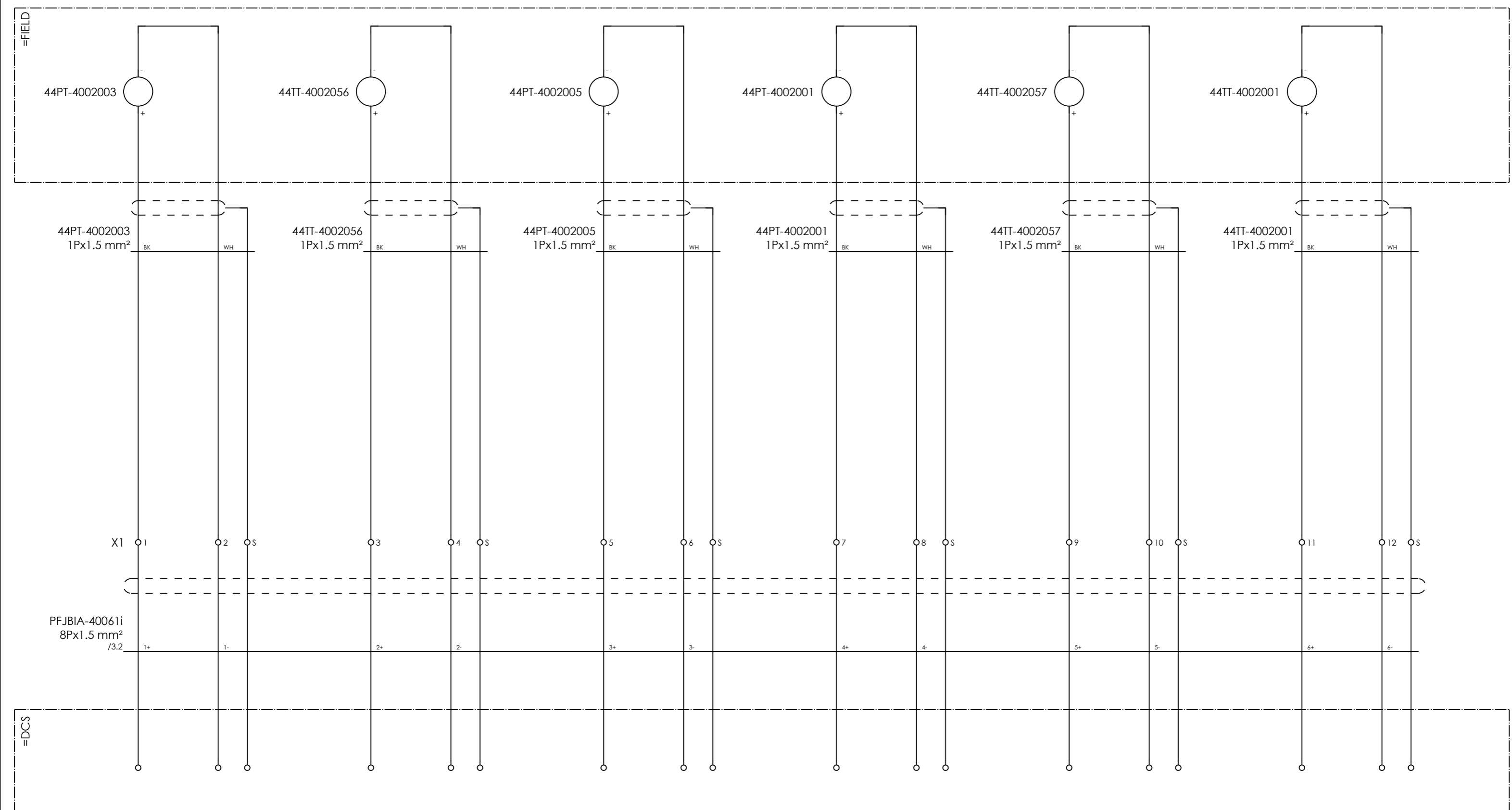
PFJBIA-40061i ANALOG JUNCTION BOX

TERMINAL STRIP DEFINITION

X1 = CONNECTION TRANSMITTERS



CLIENT DWG NO.	3944-VD-0171-DYP-RE-400-DIA-0002	SUBJECT		DRAWN BY	RTR	= 44C-40001B
EQUIPMENT NO.	Various	TERMINAL STRIP DEFINITION		CHECKED BY	RBE	+ PFJBIA-40061i
EQUIPMENT LOCATION	Iran, Onshore	ADAPTED TO P&ID REVISION	05	LAST MODIFICATION DATE	8/13/2025	CURRENT PAGE
THIS DRAWING IS OWNED BY AIRPACK, AND SHALL NOT BE PRINTED OR COPIED IN ANY OTHER WAY THAN WITH AIRPACKS PERMISSION!		CLIENT	Arya Sasol Polymer Company	AIRPACK DWG NO.	23383-05	
		CLIENT REF.	ASPC Project	REVISION	03	
		AIRPACK REF.	23383-05 Wiring Diagram	TOTAL PAGE AMOUNT	21	



INLET
PRESSURE
TRANSMITTER

OIL
TEMPERATURE
TRANSMITTER

OIL
PRESSURE
TRANSMITTER

DISCHARGE
PRESSURE
TRANSMITTER

DISCHARGE
TEMPERATURE
TRANSMITTER

ENCLOSURE
TEMPERATURE
TRANSMITTER



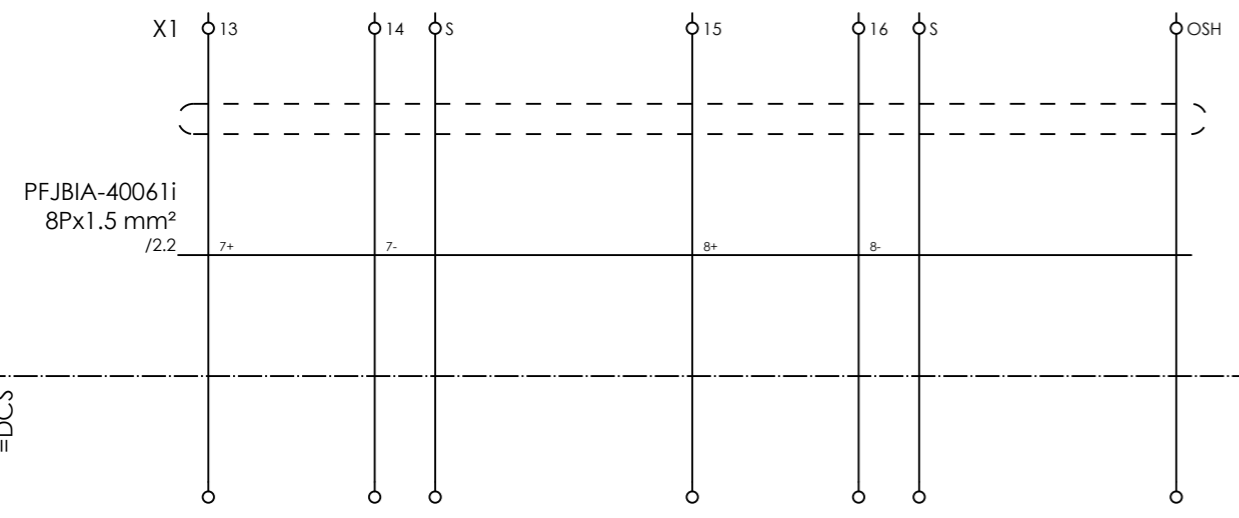
CLIENT DWG NO.	3944-VD-0171-DYP-RE-400-DIA-0002
EQUIPMENT NO.	Various
EQUIPMENT LOCATION	Iran, Onshore

THIS DRAWING IS OWNED BY AIRPACK, AND SHALL NOT BE PRINTED OR COPIED IN ANY OTHER WAY THAN WITH AIRPACKS PERMISSION!

SUBJECT TRANSMITTERS	
ADAPTED TO P&ID REVISION	05
CLIENT	Arya Sasol Polymer Company
CLIENT REF.	ASPC Project
AIRPACK REF.	23383-05 Wiring Diagram

DRAWN BY	RTR	= 44C-40001B
CHECKED BY	RBE	+ PFJBIA-40061i
LAST MODIFICATION DATE	8/13/2025	CURRENT PAGE
AIRPACK DWG NO.	23383-05	
REVISION	03	
TOTAL PAGE AMOUNT	22	

=FIELD



=DCS



SPARE

SPARE



CLIENT DWG NO.	3944-VD-0171-DYP-RE-400-DIA-0002
EQUIPMENT NO.	Various
EQUIPMENT LOCATION	Iran, Onshore

THIS DRAWING IS OWNED BY AIRPACK, AND SHALL NOT BE PRINTED OR COPIED IN ANY OTHER WAY THAN WITH AIRPACKS PERMISSION!

SUBJECT TRANSMITTERS	
ADAPTED TO P&ID REVISION	05

CLIENT	Arya Sasol Polymer Company
CLIENT REF.	ASPC Project
AIRPACK REF.	23383-05 Wiring Diagram

DRAWN BY	RTR	= 44C-40001B
CHECKED BY	RBE	+ PFJBIA-40061i
LAST MODIFICATION DATE	8/13/2025	CURRENT PAGE
AIRPACK DWG NO.	23383-05	
REVISION	03	
TOTAL PAGE AMOUNT	23	

Terminal diagram

Cable name	-44TT-4002056		1Px1.5 mm²		S																			
Strip =44C-40001B+PFJBIA-40061i-X1 CONNECTION TRANSMITTERS	Connection point																							
	Target designation																							
	Jumper				.																			
	Terminal				S																			
	Connection point																							
	Target designation																							
Cable name	-PFJBIA-40061i		8Px1.5 mm²		S																			



CLIENT DWG NO. 3944-VD-0171-DYP-RE-400-DIA-0002
 EQUIPMENT NO. Various
 EQUIPMENT LOCATION Iran, Onshore
 THIS DRAWING IS OWNED BY AIRPACK, AND SHALL NOT BE PRINTED OR COPIED IN ANY OTHER WAY THAN WITH AIRPACKS PERMISSION!

SUBJECT Terminal diagram =44C-40001B+PFJBIA-40061i-X1
 ADAPTED TO P&ID REVISION 05
 CLIENT Arya Sasol Polymer Company
 CLIENT REF. ASPC Project
 AIRPACK REF. 23383-05 Wiring Diagram

DRAWN BY RTR
 CHECKED BY RBE
 LAST MODIFICATION DATE 8/13/2025
 AIRPACK DWG NO. 23383-05
 REVISION 03
 TOTAL PAGE AMOUNT 26

= 44C-40001B
 + PFJBIA-40061i
 CURRENT PAGE