

 <p>شرکت توسعه صنایع لوان Lavan Industry Development Company</p>	<p><b>LIDCO, Pars SEE Zone, Assaluyeh, Integrated Methanol and Ammonia Plant 3000 MTPD MeOH / 900 MTPD NH3 PROJECT</b></p>																				
	<p><b>(Pre-) Commissioning Procedure</b></p>																				
<p>Document No. 17735-33</p>			<p>Page</p>																		
<table border="1"> <tr> <th>Project No.</th> <td>N278</td> </tr> </table>	Project No.	N278	<table border="1"> <tr> <th>Vendor Doc.</th> <td>VD</td> </tr> </table>	Vendor Doc.	VD	<table border="1"> <tr> <th>P.O. No.</th> <td>6019</td> </tr> </table>	P.O. No.	6019	<table border="1"> <tr> <th>Department</th> <td>GN</td> </tr> </table>	Department	GN	<table border="1"> <tr> <th>Document Type</th> <td>PRC</td> </tr> </table>	Document Type	PRC	<table border="1"> <tr> <th>Serial No</th> <td>0032</td> </tr> </table>	Serial No	0032	<table border="1"> <tr> <th>Revision</th> <td>02</td> </tr> </table>	Revision	02	<p>Page 1 of 8</p>
Project No.	N278																				
Vendor Doc.	VD																				
P.O. No.	6019																				
Department	GN																				
Document Type	PRC																				
Serial No	0032																				
Revision	02																				

**Airpack B.V. - Air Compressor –  
Integrated Methanol and Ammonia Plant  
17735-COM (Pre-) Commissioning Procedure (K020)**

REV.	DATE	DESCRIPTION	DRAWN	CHECKED	APPROVED
02	21-05-2024	Issued for Approval	S.K.	J.J.	S.K.
01	19-04-2024	Issued for Approval	S.C.	J.J.	S.K.

This document has been produced by Contractor for LIDCO. It is confidential and cannot be disclosed to or used by any third party for any purpose without prior written consent.

(Pre-) Commissioning Procedure

Document No. 17735-33

Page

Project No.	Vendor Doc.	P.O. No.	Department	Document Type	Serial No	Revision	Page
N278	VD	6019	GN	PRC	0032	02	Page 2 of 8

LIST OF REVISED PAGES

Rev. Page	01	02	03	04	05	Rev. Page	01	02	03	04	05	Rev. Page	01	02	03	04	05	Rev. Page	01	02	03	04	05
1	X	X				26						51						76					
2	X	X				27						52						77					
3	X	X				28						53						78					
4	X	X				29						54						79					
5	X	X				30						55						80					
6	X	X				31						56						81					
7	X	X				32						57						82					
8	X	X				33						58						83					
9						34						59						84					
10						35						60						85					
11						36						61						86					
12						37						62						87					
13						38						63						88					
14						39						64						89					
15						40						65						90					
16						41						66						91					
17						42						67						92					
18						43						68						ATTACHMENT					
19						44						69						1					
20						45						70						2					
21						46						71						3					
22						47						72						4					
23						48						73						5					
24						49						74						6					
25						50						75						7					



**LIDCO, Pars SEE Zone, Assaluyeh,  
Integrated Methanol and Ammonia  
Plant 3000 MTPD MeOH / 900 MTPD NH3 PROJECT**






**(Pre-) Commissioning Procedure**

Document No. 17735-33

Page

Project No.	Vendor Doc.	P.O. No.	Department	Document Type	Serial No	Revision	Page
N278	VD	6019	GN	PRC	0032	02	Page 3 of 8

1. Purpose .....	4
2. Reference documents .....	4
3. Scope .....	4
4. HSE.....	4
5. Test instruments.....	5
6. Pre commissioning .....	5
7. Commissioning.....	5

	<b>LIDCO, Pars SEE Zone, Assaluyeh, Integrated Methanol and Ammonia Plant 3000 MTPD MeOH / 900 MTPD NH3 PROJECT</b>						
	<b>(Pre-) Commissioning Procedure</b>						
	Document No. 17735-33						Page
	Project No.	Vendor Doc.	P.O. No.	Department	Document Type	Serial No	Revision
N278	VD	6019	GN	PRC	0032	02	Page 4 of 8

### 1. Purpose

Checking the installation and operation of the package at site against the approved engineering documents.

### 2. Reference documents

Please find below the reference vendor documents that will be used during the (pre) commissioning of the package.

N-278-VD-6019-PR-PID-0002-01	17735-03	P&ID
N-278-VD-6019-PR-GAD-0003-01	17735-04	General Arrangement Drawing
N-278-VD-6019-IN-DIA-0005-01	17735-05	Wiring Diagram (including Terminal Diagram) for LCP Panel and Junction Box
N-278-VD-6019-IN-DWG-0007-01	17735-07	Outline Dimensional Drawings for LCP Panel and Junction Box
N-278-VD-6019-GN-ITP-0008-01	17735-08	Inspection & Test Plan (ITP)
N-278-VD-6019-GN-UFD-0009-01	17735-09	Utility Consumption List
N-278-VD-6019-GN-PRO-0022-01	17735-21	Control philosophy and Interlock Description

### 3. Scope

The scope of supply is as follows:

Single package with one oil-free, air cooled, vertical piston compressor for compression of instrument air.

- The air inlet flow is 35Nm<sup>3</sup> at a pressure of 9,5 bar(g) with a temperature of 46°C.
- The outlet air flow is 35Nm<sup>3</sup> at a pressure of 30 bar(g) with a temperature of max 60°C.
- The water system inlet flow is 1m<sup>3</sup>/h at a pressure of 4,5 bar(g) and a temperature of 36°C.
- The water system outlet flow is 1m<sup>3</sup>/h at a pressure of 4.4 bar(g) and a max temperature of 46°C.

The package consists of the following main Items:




- 4x 100% Pulsation damper KV-020-001/2/3/4.
- 1x 100% Intercooler KE-020-001.
- 1x 100% Aftercooler KE-020-002.
- 1 x 100% Main motor KM-020.

The package is equipped with a LPS (Local pushbutton station) to operate the package locally. The package is controlled by the DCS.

The package is equipped with a JB (Junction Box) to connect the instruments to the DCS.

### 4. HSE

Standard safety precautions have to be taken since we are working with pressurized air.

 <p>شرکت توسعه صنایع لوان Lavan Industry Development Company</p>	<p><b>LIDCO, Pars SEE Zone, Assaluyeh, Integrated Methanol and Ammonia Plant 3000 MTPD MeOH / 900 MTPD NH3 PROJECT</b></p>						
	<p><b>(Pre-) Commissioning Procedure</b></p>						
<p>Document No. 17735-33</p>		<p>Page</p>					
<p>Project No.</p>	<p>Vendor Doc.</p>	<p>P.O. No.</p>	<p>Department</p>	<p>Document Type</p>	<p>Serial No</p>	<p>Revision</p>	<p>Page 5 of 8</p>
<p>N278</p>	<p>VD</p>	<p>6019</p>	<p>GN</p>	<p>PRC</p>	<p>0032</p>	<p>02</p>	

- Proper PPE has to be worn when working on or testing the package
- The test area needs cordoned off to make sure non-authorized personnel does not enter this area.
- As minimum the safety rules of the site has to be followed.
- Additional safety instructions as per Airpack site supervision engineer has to be followed.

### 5. Test instruments

The following test instruments are required during the SAT:

- Sound level meter
- Ambient pressure / temperature meter
- Multi meter (voltage check)

It is client responsibility to provide the required test instrumentation with valid calibration certificate.

### 6. Pre-commissioning

- Check if all cables are connected to the correct boxes.
- Check if all piping is connected to the correct location and without stresses
- Loop-check all cables
- Visual inspection of the package to check for any damage

### 7. Commissioning

During commissioning the functionality of the package will be tested. All findings will be tracked in the commissioning checklist.

Please refer to attachment #1: (pre-) commissioning checklist, which will be filled in during SAT.

Performance test (4 hours)

During commissioning the functionality of the package will be tested. All findings will be tracked in the commissioning checklist and the performance test results. **The performance check will test if the package gets the needed flow and pressure.**

Please refer to attachment #2: Performance test results, which will be filled in during SAT.

## COMMISSIONING CHECK LIST INSTRUMENT AIR BOOSTER COMPRESSOR PACKAGE

Description	Airpack	Customer
1. Check the orientation of the air compressor skid in relation to the geological North.		
2. Check instruments and EI-panel(s) for direct sunshine.		
3. Check the package(s) for damages and the scope of supply of instrumentation as per P&ID.		
4. Make sure that the package is properly installed to its foundation.		
5. Check if skid compartments, which are not filled with concrete, are provided with foundation drain holes and clear of debris.		
6. Check all customer-piping connections to and from the package.		
7. Cold loop check all customer electrical connections. Make sure that all terminals are tightened properly by pushing against the individual cables. Verify that all connections have been done in an orderly way and no cables are damaged. Compare the interconnection done to the electrical drawings.		
8. Check the earth link from the skid to a protective earth system. An earth cable is to be connected, and no damages or loose cables are found		
9. Check the safety settings according to P&ID: pressure, oxygen content, PCV settings, etc. Verify settings of PSVs by nameplate, verification of transmitters will be done full-loop test and alarms and trips test.		
10. Check the 24V DC connection from the DCS.		
11. Check if PSV 8204 is not obstructed in dropping water		
12. Check if customer drain connection is correctly mounted and not obstructed.		
13. Carry out a live functional test of all signals to and from customer. Perform a full loop test for all transmitters and sensors.		
14. Make sure that all electrical jumpers for testing have been removed. And register all forces in a force matrix. Verify that the ESD system is working correctly, Arm, disarm and reset.		
15. Check if PSV blow off points are not obstructed.		
16. Alarms and trips test. Run the compressor under close supervision and verify, first all the trips, by triggering the set point by IE hart communicator.		
17. Grounding check (instruments will be earthed externally)		
18. I/O checks		
19. Alarms (10% random alarms are individually dry tested)		
20. Trips (10% random trips are individually dry tested)		
21. Cause and effect test of the compressor package		
22. Operation check (start, stop, etc.)		
23. Test run the air compressor package and check the following (before 4 hours running test):		
24. Check if the outlet is according to P&ID.		
25. Piping, tubing and screwed connections for leakage.		
26. Hand and auto operation according to the logic diagram.		

27. Alarms and trips test. Run the air compressor package under close supervision and verify, first all trips by triggering the set point by i.e. a Hart-communicator		
28. Perform a four-hour running test according to attachment 2.		

**FAT TEST PROCEDURE**

Equipment	Instrument air booster package
Customer	Lavan Industry Development Company (LIDCO)
Project name	Integrated Methanol and Ammonia Plant
Airpack reference number	17735-COM
Date	DD-MM-YYYY
Revision	02
Document number	17735-33
Handled by	TT
Number of pages	01

Performance Test Results 862-U-2501B																				
	00:00	00:15	00:30	00:45	01:00	01:15	01:30	01:45	02:00	02:15	02:30	02:45	03:00	03:15	03:30	03:45	04:00	UNIT	OPERATING VALUES	
320-PT-8201 Pressure transmitter package inlet	START																	bar(g)	9,5	
320-PG-8201 Pressure gauge package inlet																			bar(g)	9,5
320-TT-8201 Temperature transmitter package inlet																			°C	46
320-TG-8206 Temperature gauge package inlet																			°C	46
320-TT-8202 Temperature transmitter 1st stage discharge																			°C	157
320-TG-8207 Temperature gauge 1st stage discharge																			°C	157
320-PG-8202 Pressure gauge 2nd stage suction																			bar(g)	22,1
320-PT-8202 Pressure transmitter 2nd stage suction																			bar(g)	22,1
320-TT-8203 Temperature transmitter 2nd stage suction																			°C	60
320-TT-8204 Temperature transmitter 2nd stage discharge																			°C	116
320-TG-8208 Temperature gauge 2nd stage discharge																			°C	116
320-TT-8205 Temperature transmitter package outlet																			°C	Max. 60
320-TG-8209 Temperature gauge package outlet																			°C	Max. 60
320-PG-8203 Pressure gauge package outlet																			bar(g)	30
320-PT-8203 Pressure transmitter package outlet																			bar(g)	30
320-PG-8204 Pressure gauge cooling water inlet																			bar(g)	4,5
320-TG-8210 Temperature gauge cooling water outlet																			°C	Max. 46
320-TG-8211 Temperature gauge cooling water outlet																			°C	Max. 46
320-PT-8204 Pressure transmitter oil system																			bar(g)	>1
Running test starting time:																				
Humidity:																				
Ambient temperature:																				
Ambient pressure:																				
Airpack Test Engineer	Client Inspector																			

Notes: