



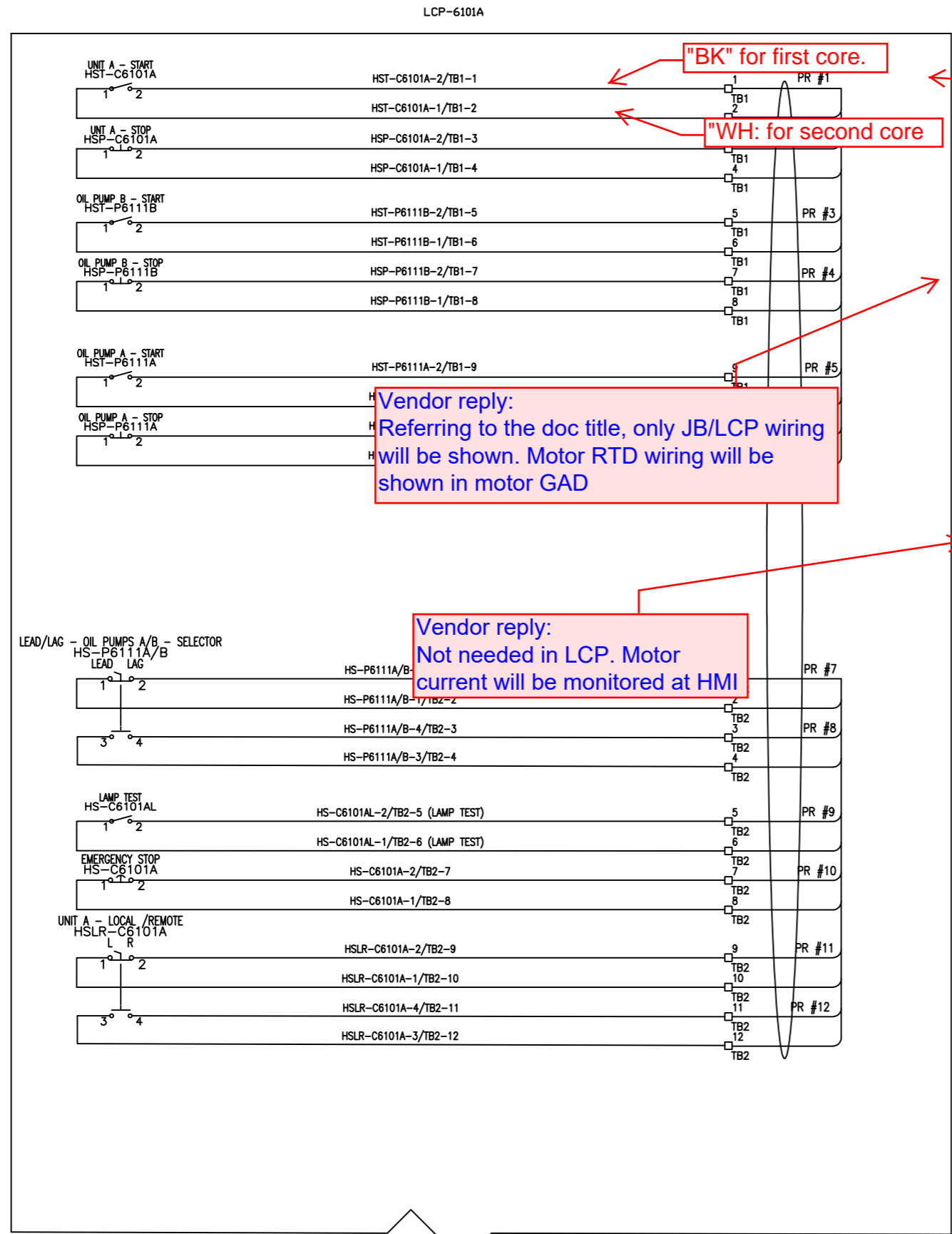
	Gachsaran Polymer Industries Company HDPE Plant		
	LCP and Junction Box Layout, Arrangement and Wiring Drawing for Refrigerator Package		 
PO No.: GPIC-PT-MA-PO-000-3029	Document Number: VD-GPIC-MA-3029-3029-0046	Rev. 00	Page 1 of 14

LCP and Junction Box Layout, Arrangement and Wiring Drawing for Refrigerator Package

Code1	<input type="checkbox"/> No Comment/ Approved (Applicable Only for "FOR REVIEW" and "For Approval" Documents) No comment and the document are released for Manufacturing.
Code2	<input type="checkbox"/> No Comment/ Approved with Note(s) Vendor/Sub-Contractor shall correct, revise and resubmit the document. The document is released for Manufacturing if changes incorporated.
Code3	<input checked="" type="checkbox"/> Commented Vendor/Sub-Contractor shall correct, revise and resubmit the document by the date specified. The document shall be revised under the Status of "R: Revised Issue". All corrected documents shall be resubmitted before starting the Manufacturing Process.
Code 4	<input type="checkbox"/> Not Accepted (Rejected) Vendor/Sub-Contractor shall re-work / re-design / re-specify the contents of the document according to the comments / reasons for rejection. All corrected documents shall be resubmitted before starting the manufacturing. Vendor/Sub-Contractor shall not proceed with subsequent works of Material Supply or Manufacturing until receiving Code1/Code2 or No Code from PURCHASER. Vendor/Sub-Contractor shall resubmit the document with the same revision within 6 working days after receiving comments.
No code	<input type="checkbox"/> No Code (Applicable Only for "For Information" Documents and "As Built DWGs") Document has been submitted for PURCHASER's Information (FI). Consistency, completeness and correctness of document content is in Vendor/Sub-Contractor's responsibility.
Above checking results by EIED shall in no way relieve Vendor of any liability, obligation and responsibility out of the purchase order and the mutual agreement in writing.	
 EIED Energy Industries Engineering & Design co.	Date: Jan.31, 2026 Dept.: MA Signature: F.Hamooni

00	14-Jan-26	IFR	A.M	F.T	A.M
Rev.	DATE	PURPOSE OF ISSUE	PREPARED	CHECKED	APPROVED



Vendor Reply:
Noted

This comment shall be implemented
for all items in all sheets.

EL01:
- Bearing and winding RTD signals shall be shown.
- It is possible to connect winding RTD to MCC but it would be better to connect directly to vendor UCP. The vendor should make a decision based on their experience and warranty and reflect this in the I/O list and wiring.

EL02:
Vendor shall clarify if there is an ammeter on the LCP. If there is an analog ammeter, it is possible to send a current signal from the MCC. If a 4-20 mA signal is required, the Vendor shall route this signal to the UCP.

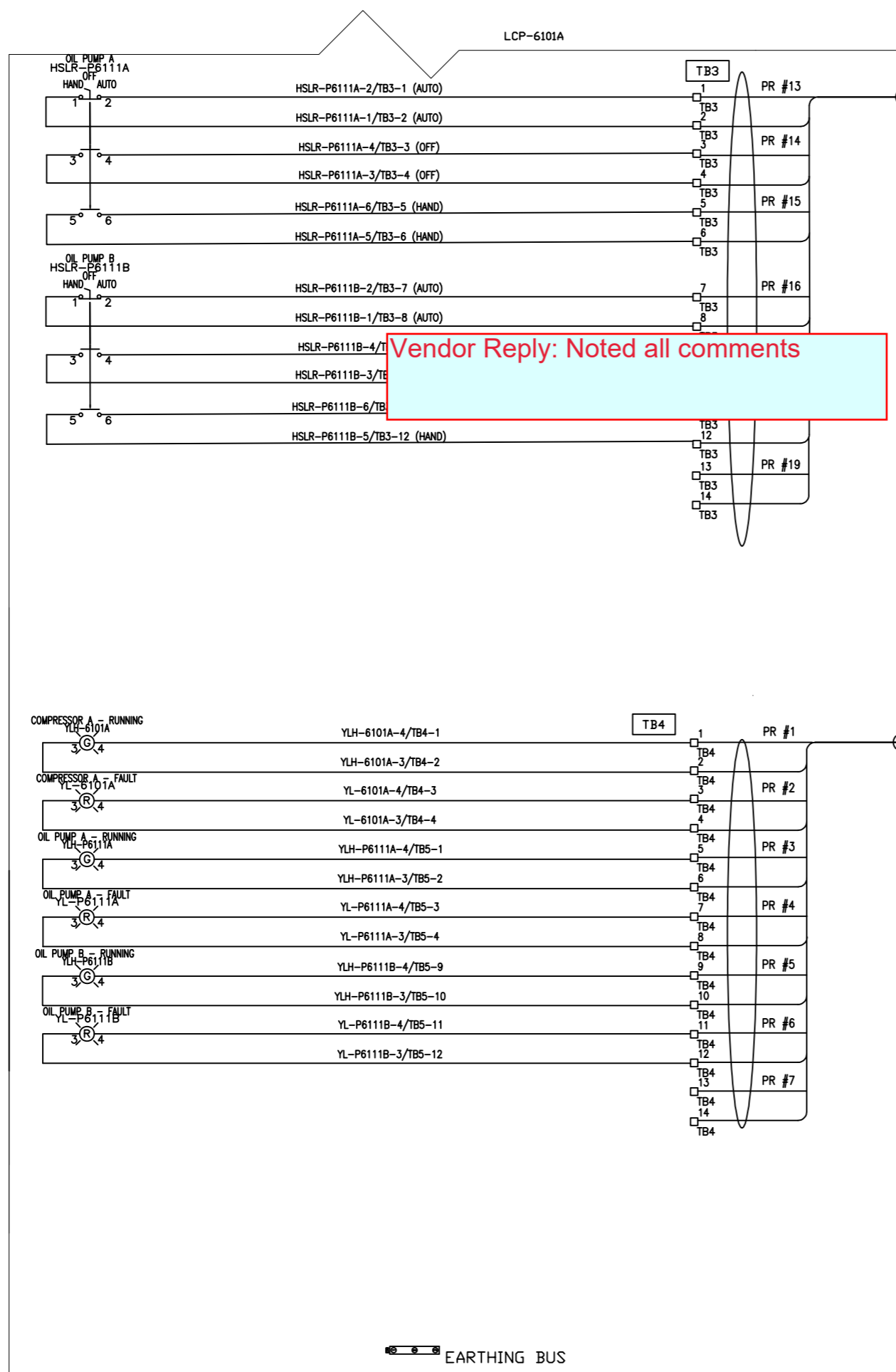
Vendor reply:
Referring to the doc title, only JB/LCP wiring will be shown. Motor RTD wiring will be shown in motor GAD

Vendor reply:
Not needed in LCP. Motor current will be monitored at HMI

- NOTE
- INDIVIDUAL CONTROL WIRES SHALL BE IDENTIFIED BY TWO LABELS AT EACH END. THE FIRST LABEL (CLOSEST TO THE END OF THE WIRE) SHALL IDENTIFY THE NUMBER OF THE TERMINAL TO WHICH THE WIRE IS CONNECTED. THE OTHER LABEL SHALL IDENTIFY THE TERMINAL OF THE OPPOSITE END OF THE WIRE.
 - AC SUPPLY PHASE: BLACK, WHITE, NEUTRAL, GREEN OR GREEN W/YELLOW TRACER. DC SUPPLY POSITIVE: RED OR RED SLEEVE OVER ANY COLOR EXCEPT GREEN. NEGATIVE: BLACK OR BLACK SLEEVE OVER ANY COLOR EXCEPT GREEN.
 - SIGNAL PAIR POSITIVE: BLACK, NEGATIVE: WHITE. SINGLE TRIAD POSITIVE: BLACK, NEGATIVE: WHITE, THIRD WIRE: RED. THERMOPL POSITIVE: PER ANSI MC96.1, NEGATIVE: PER ANSI MC96.1.
 - IDENTIFICATION OF CABLES SHALL INCLUDE CABLE NUMBER AND DESTINATION.
 - SKID WIRING SHALL BE ARMORED BRAIDED CABLE PER MAYEKAWA REQUISITION.
 - DEVICES ARE EX(d) RATED.
 - LOCAL PANEL IS EX(e), IIB, T3, IP65 RATED AND MATERIAL IS SS 316 OR ALUMINUM.
 - MULTI CORE/PAIR CABLE GLANDS BY OTHERS.
 - DUE TO SPACE LIMITATION, ALL CABLE ENTRIES ARE FROM BOTTOM.
 - ENCLOSURE THICKNESS: 1.5 MM.

Code:	<input type="checkbox"/> No Comment/ Approved (Applicable Only for TOR REVIEW and Tor Approval Documents) No comment and the document are released for manufacturing.				
Code:	<input type="checkbox"/> No Comment/ Approved with Hold(s) Vendor/Sub-Contractor shall correct, revise and resubmit the document. The document is released for manufacturing if change incorporated.				
Code:	<input type="checkbox"/> Commented Vendor/Sub-Contractor shall correct, revise and resubmit the document by the date specified. The document shall be released under the status of 'to be released later'. All corrected documents shall be resubmitted before starting the manufacturing process.				
Code:	<input type="checkbox"/> Not Accepted (Rejection) Vendor/Sub-Contractor shall re-work/re-design/re-specify the contents of the document according to the comments/ reasons for rejection. All corrected documents shall be resubmitted before starting the manufacturing process. Sub-Contractor shall not proceed with subsequent work of material supply or manufacturing until reaching Order/Check or No Order from PURCHASER. Vendor/Sub-Contractor shall resubmit the document with the same within 8 working days after reaching comments.				
No Code:	<input type="checkbox"/> No Code (Only for "For Information" Documents and "No Bill Entry" Documents but has been submitted by PURCHASER's intention. (P.O. Containing, completeness and correctness of document content is the Vendor/Sub-Contractor's responsibility. The above checking result by EED shall in no way relieve Vendor of any liability, obligation and responsibility out of the purchase order and the technical agreement in writing.				
DATE: _____					
SIGNATURE: _____					
CV	PI	EL	IN	ME	MA
BT	BU	PR	SA	HY	TL

REV.	DATE	Purpose of Issue	Prepared	Checked	Approved
00	14.Jan.26	IFR	R.G	F.T	A.M
DRAWING NO. VD-GPIC-MA-3029-3029-0046		REV. SHEET NO. 00 3 OF 14		SIZE A3	



MULTIPAIR CABLE 1 X 19P X 1 MM2
WIRES, ARMoured BRAIDED CABLE
(BY CLIENT)

Delete it.

FRT-19Px1mm² OSCR/SWA/NIS/GRAY (300/500)

Add cable tag: UCP-LCP-6101A-1

FROM LCP-6101A TO UCP-6101

All cable glands on LCP and JBs shall be supplied by Vendor.

MULTIPAIR CABLE 1 X 7P X 2.5 MM2
WIRES, ARMoured BRAIDED CABLE
(BY CLIENT)

Delete it.

FRT-07Px2.5mm² SWA/NIS/GRAY(300/500)

Add cable tag: UCP-LCP-6101A-2

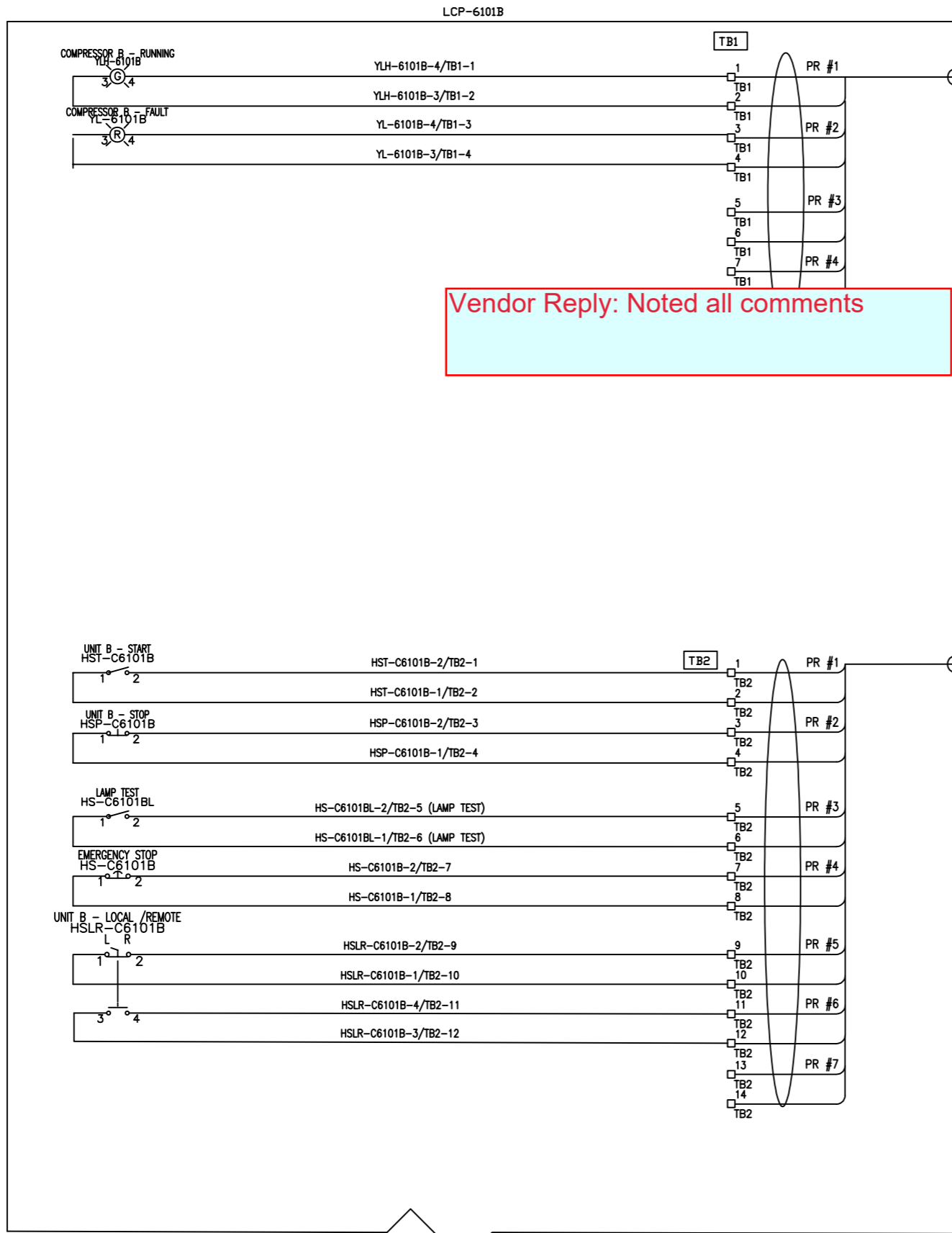
FROM LCP-6101A TO UCP-6101

NOTE

- INDIVIDUAL CONTROL WIRES SHALL BE IDENTIFIED BY TWO LABELS AT EACH END. THE FIRST LABEL (CLOSEST TO THE END OF THE WIRE) SHALL IDENTIFY THE NUMBER OF THE TERMINAL TO WHICH THE WIRE IS CONNECTED. THE OTHER LABEL SHALL IDENTIFY THE...
- AC SUPPLY PHASE: BLACK, NEUTRAL: WHITE, GROUND: GREEN OR GREEN W/YELLOW TRACER. DC SUPPLY POSITIVE: RED OR RED SLEEVE OVER ANY COLOR EXCEPT GREEN. NEGATIVE: BLACK OR BLACK SLEEVE OVER ANY COLOR EXCEPT GREEN. SIGNAL PAIR POSITIVE: BLACK, NEGATIVE: WHITE. SINGLE TRIAD POSITIVE: BLACK, NEGATIVE: WHITE, THIRD WIRE: RED. THERMOPL POSITIVE: PER ANSI MC96.1, NEGATIVE: PER ANSI MC96.1.
- IDENTIFICATION OF CABLES SHALL INCLUDE CABLE NUMBER AND DESTINATION.
- SKID WIRING SHALL BE ARMORED BRAIDED CABLE PER MAYEKAWA REQUISITION.
- DEVICES ARE EX(d) RATED.
- LOCAL PANEL IS EX(e), IIB, T3, IP65 RATED AND MATERIAL IS SS 316 OR ALUMINUM.
- MULTI CORE/PAIR CABLE GLANDS BY OTHERS.
- DUE TO SPACE LIMITATION, ALL CABLE ENTRIES ARE FROM BOTTOM.
- ENCLOSURE THICKNESS: 1.5 MM.

Code1	<input type="checkbox"/> No Comment/Approved (Applicable Only for "FOR REVIEW" and "For Approval" Documents) No comment and the document are released for Manufacturing.				
Code2	<input type="checkbox"/> No Comment/Approved with Note(s) Vendor/Sub-Contractor shall correct, retest and resubmit the document. The document is released for Manufacturing if change incorporated.				
Code3	<input type="checkbox"/> Commented Vendor/Sub-Contractor shall correct, retest and resubmit the document by the date specified. The document shall be released under the Status of "To be tested later". All corrected documents shall be resubmitted before starting the Manufacturing Process.				
Code4	<input type="checkbox"/> Not Assembled (Rejected) Vendor/Sub-Contractor shall re-work/Re-design/Re-specify the contents of the document according to the comments/reasons for rejection. All corrected documents shall be resubmitted before starting the Manufacturing process. Sub-Contractor shall not proceed with subsequent Order/Check or No Order from PURCHASER. Vendor/Sub-Contractor shall resubmit the document with the same revision within a working days after resolving comments.				
No Code	<input type="checkbox"/> No Code (Only for "For Information" Documents and "No Bill Draw") Document has been submitted for PURCHASER's Information (PI). Considering completeness and correctness of document content is in Vendor/Sub-Contractor's responsibility. The above checking result by ESD shall in no way release Vendor of any liability, obligation and responsibility out of the purchase order and the mutual agreement in writing.				
DATE: _____					
SIGNATURE: _____					
CV	PI	EL	IN	ME	MA
BT	BU	PR	SA	KV	TL

REV.	DATE (DD.MM.YY)	Purpose of Issue	Prepared	Checked	Approved
00	14.Jan.26	IFR	R.G	F.T	A.M
DRAWING TITLE:		Gachsaran Polymer Industries Company HDPE Plant			
DRAWING NO.		SCALE: 1:1			
VD-GPIC-MA-3029-3029-0046		REV. SHEET NO. SIZE			
		00 4 OF 14 A3			



Vendor Reply: Noted all comments

Delete it.

MULTIPAIR CABLE 1 X 4P X 2.5 MM2
WIRES, ARMORED BRAIDED CABLE
(BY CLIENT)

FRT-04Px2.5mm² SWA/NIS/GRAY(300/500)

Add cable tag: UCP-LCP-6101B-2

FROM LCP-6101B TO UCP-6101

INTERFACE CABLE GLAND

M32

Delete it.

MULTIPAIR CABLE 1 X 7P X 1 MM2
WIRES, ARMORED BRAIDED CABLE
(BY CLIENT)

FRT-07Px1mm² SWA/NIS/GRAY(300/500)


Add cable tag: UCP-LCP-6101B-1




FROM LCP-6101B TO UCP-6101

INTERFACE CABLE GLAND

M25

- NOTE
- INDIVIDUAL CONTROL WIRES SHALL BE IDENTIFIED BY TWO LABELS AT EACH END. THE FIRST LABEL (CLOSEST TO THE END OF THE WIRE) SHALL IDENTIFY THE NUMBER OF THE TERMINAL TO WHICH THE WIRE IS CONNECTED. THE OTHER LABEL SHALL IDENTIFY THE TERMINAL OF THE OPPOSITE END OF THE WIRE.
 - GREEN W/YELLOW TRACER
OVER ANY COLOR EXCEPT GREEN
NEGATIVE BLACK OR BLACK SLEEVE OVER ANY COLOR EXCEPT GREEN
 - IDENTIFICATION OF CABLES SHALL INCLUDE CABLE NUMBER AND DESTINATION.
 - SKID WIRING SHALL BE ARMORED BRAIDED CABLE PER MAYEKAWA REQUISITION
 - DEVICES ARE EX(d) RATED
 - LOCAL PANEL IS EX(e), IIB, T3, IP65 RATED AND MATERIAL IS SS 316 OR ALUMINUM
 - MULTI CORE/PAIR CABLE GLANDS BY OTHERS.
 - DUE TO SPACE LIMITATION, ALL CABLE ENTRIES ARE FROM BOTTOM
 - ENCLOSURE THICKNESS: 1.5 MM

Code1	<input type="checkbox"/> No Comment/ Approved (Applicable Only for "FOR REVIEW" and "For Approval" Documents) No comment and the document are released for Manufacturing.				
Code2	<input type="checkbox"/> No Comment/ Approved with Note(s) Vendor/Sub-Contractor shall correct, retest and resubmit the document. The document is released for Manufacturing if change incorporated.				
Code3	<input type="checkbox"/> Commented Vendor/Sub-Contractor shall correct, retest and resubmit the document by the date specified. The document shall be released under the Status of "To Be Released Issue". All corrected documents shall be resubmitted before starting the Manufacturing Process.				
Code4	<input type="checkbox"/> Not Assembled (Rejected) Vendor/Sub-Contractor shall re-work/Re-design/Re-specify the contents of the document, according to the comments/ reasons for rejection. All corrected documents shall be resubmitted before starting the manufacturing process. Sub-Contractor shall not proceed with subsequent work of Material Supply or Manufacturing until receiving Order/Check or No Order from PURCHASER. Vendor/Sub-Contractor shall resubmit the document with the same revision within a working days after resolving comments.				
No Code	<input type="checkbox"/> No Code (Only for "For Information" Documents and "As Built Draw") Document has been identified for purchaser's information. (P). Considering completeness and correctness of document content is in Vendor/Sub-Contractor's responsibility. The above checking result by EED shall in no way relieve Vendor of any liability, obligation and responsibility out of the purchase order and the mutual agreement in writing.				
DATE: _____ DEPT: _____ Signature: _____ 					
CV	PI	EL	IN	ME	MA
BT	BU	PR	SA	KV	TL

00	14.Jan.26	IFR	R.G	F.T	A.M
REV.	DATE (DD.MM.YY)	Purpose of Issue	Prepared	Checked	Approved
 		Gachsan Polymer Industries Company HDPE Plant			
PO No.: GPIC-PT-MA-PO-000-3029					SCALE: 1:1
DRAWING TITLE: LCP and Junction Box Layout, Arrangement and Wiring Drawing					
DRAWING NO. VD-GPIC-MA-3029-3029-0046				REV. SHEET NO. SIZE 00 5 OF 14 A3	

"FRT-01Px1.5mm² OSCR/SWA/IS/BLUE (300/500)"
for all single pair cables.

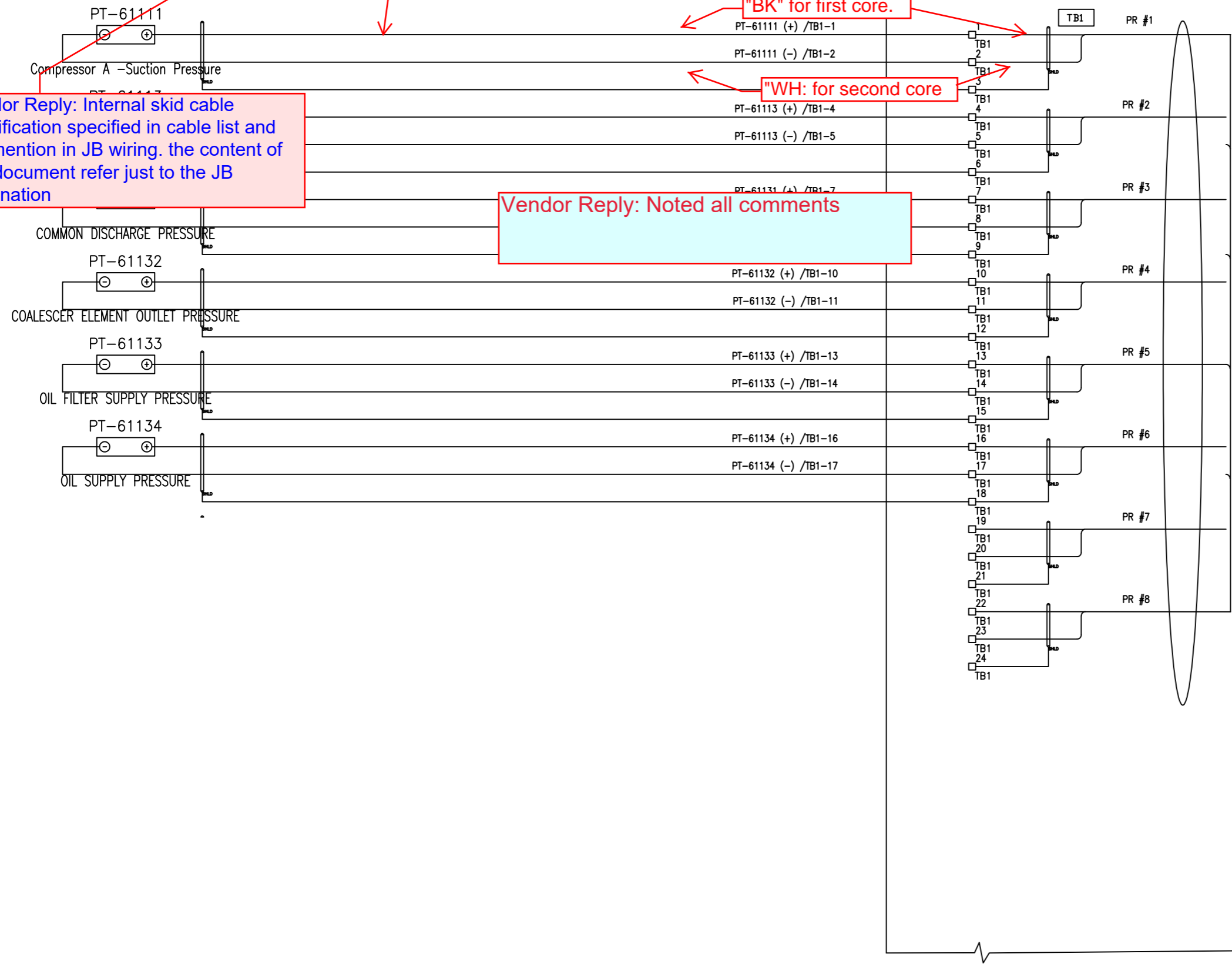
This comment shall be implemented
for all items in all sheets.

Vendor Reply: Internal skid cable
specification specified in cable list and
not mention in JB wiring. the content of
this document refer just to the JB
termination

"BK" for first core.

"WH: for second core"

Vendor Reply: Noted all comments



NOTE

JUNCTION BOX SPECIFICATION:

- EX PROTECTION : IP 20 Ex e IB T3
- INGRESS PROTECTION : IP65
- AMBIENT TEMP. CONDITION : -20 ... +55 °C
- ENCLOSURE MATERIAL : STAINLESS STEEL 316
- TB Type : 2.5mm2/BLUE
- INTERNAL WIRING : 2.5mm2 Yellow/Green (PE)
- OPERATING VOLTAGE : <= 30V
- OPERATING CURRENT (TOTAL) : <= 6A
- EXTERNAL CABLE SIZE : 1.5mm2 ... 2.5mm2
- BREATHER/DRAIN : Stainless steel
- STOPPING PLUG : Nickel plated brass
- CABLE GLAND : Nickel plated brass
- EARTH BOLT : M8
- ENCLOSURE THICKNESS : 1.5 MM

Code1	<input type="checkbox"/> No Comment/ Approved (Applicable Only for "FOR REVIEW" and "For Approval" Documents) No comment and the document are released for Manufacturing.				
Code2	<input type="checkbox"/> No Comment/ Approved with Note(s) Vendor/Sub-Contractor shall correct, make and resubmit the document. The document is released for Manufacturing if change incorporated.				
Code3	<input type="checkbox"/> Commented Vendor/Sub-Contractor shall correct, make and resubmit the document by the date specified. The document shall be released under the Status of "To Be Released Issue". All corrected documents shall be resubmitted before starting the Manufacturing Process.				
Code4	<input type="checkbox"/> Not Assessed (Rejected) Vendor/Sub-Contractor shall re-work/Re-design/Re-specify the contents of the document, providing the necessary reasons for rejection. All corrected documents shall be resubmitted before starting the Manufacturing Process. Sub-Contractor shall not proceed with subsequent work of Material Supply or Manufacturing until receiving Order/Check or No Order from PURCHASER. Vendor/Sub-Contractor shall resubmit the document with the same revision within a working days after resubmit comments.				
No Code	<input type="checkbox"/> No Code (Only for "For Information" Documents and "As Built Draw") Document has been identified for PURCHASER's Information (PI). Considering completeness and correctness of document content is in Vendor/Sub-Contractor's responsibility. The above checking result by ESD shall in no way release Vendor of any liability, obligation and responsibility out of the purchase order and the mutual agreement in writing.				
DATE : DEPT : Signature :					
CV	PR	EL	IN	ME	MA
BT	BU	PR	SA	KV	TL

00	14.Jan.26	IFR	R.G	F.T	A.M
REV.	DATE (DD.MM.YY)	Purpose of Issue	Prepared	Checked	Approved
GPI		Gachsaran Polymer Industries Company		EIED	
HDPE Plant					
PO No.: GPIC-PT-MA-PO-000-3029				SCALE: 1:1	
DRAWING TITLE: LCP and Junction Box Layout, Arrangement and Wiring Drawing					
DRAWING NO. VD-GPIC-MA-3029-3029-0046				REV. SHEET NO.	SIZE
				00	6 OF 14 A3

"FRT-01Px1.5mm² OSCR/SWA/IS/BLUE (300/500)"
for all single pair cables.

Delete it.

FRT-19Px1mm² SCR/OSCR/SWA/IS/BLUE (300/500)

Add cable tag: IC-UIA-611

Vendor Reply: Noted all comments

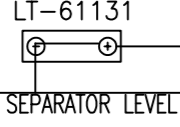
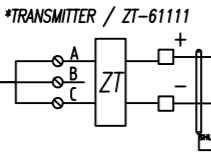
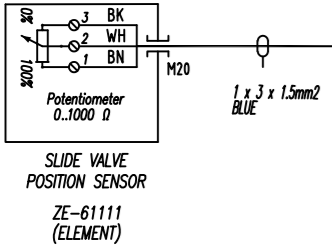
M40

NOTE

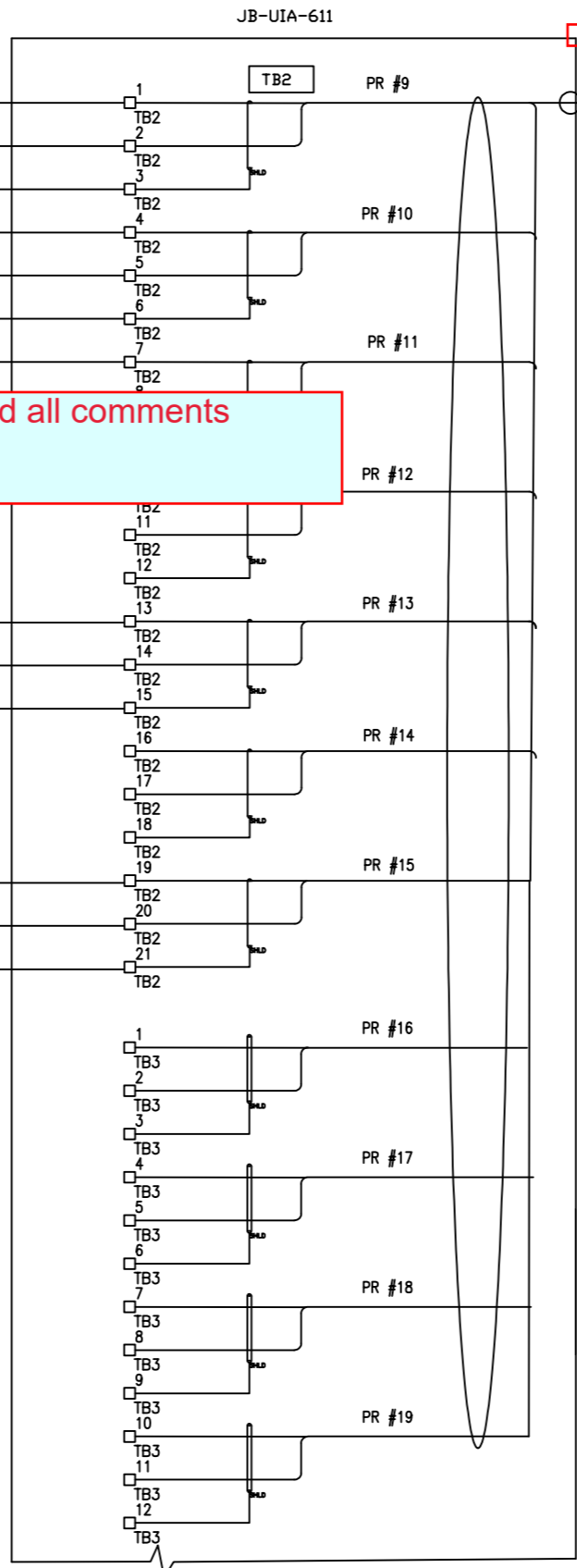
JUNCTION BOX SPECIFICATION: EX PROTECTION : IP 26 Ex e IB T3
INGRESS PROTECTION : IP65
AMBIENT TEMP. CONDITION : -20 ... +55 °C

TR Type : 2.5mm²/BLUE
WIRING : 2.5mm² Yellow/Green (PE)

OPERATING VOLTAGE : <= 30V
OPERATING CURRENT (TOTAL) : <= 6A
EXTERNAL CABLE SIZE : 1.5mm² ... 2.5mm²
BREATHER/DRAIN : Stainless steel
STOPPING PLUG : Nickel plated brass
CABLE GLAND : Nickel plated brass
EARTH BOLT : M8
ENCLOSURE THICKNESS : 1.5 MM



*TRANSMITTER / ZT-61111 LOCATED IN JUNCTION BOX (RAIL MOUNTED)



Code:	<input type="checkbox"/> No Comment/ Approved (Applicable Only for "FOR REVIEW" and "For Approval" Documents) No comment and the document are released for manufacturing.
Code:	<input type="checkbox"/> No Comment/ Approved with Hold(s) Vendor/Sub-Contractor shall correct, revise and resubmit the document. The document is released for manufacturing if change incorporated.
Code:	<input type="checkbox"/> Commented Vendor/Sub-Contractor shall correct, revise and resubmit the document by the date specified. The document shall be noted under the status of "to be noted later". All corrected documents shall be resubmitted before starting the manufacturing process.
Code:	<input type="checkbox"/> Not Accepted (Rejected) Vendor/Sub-Contractor shall re-work/re-design/re-specify the contents of the document according to the comments/ reasons for rejection. All corrected documents shall be resubmitted before starting the manufacturing process. Sub-Contractor shall not proceed with subsequent work of material supply or manufacturing until receiving Order/Quotation or No Order from PURCHASER. Vendor/Sub-Contractor shall resubmit the document with the same within 10 working days after receiving comments.
No Code:	<input type="checkbox"/> No Code (Only for "For Information" Documents and "No Bill Entry" Documents has been submitted for PURCHASER's information. PO, Contingency, completion and correction of document contact is in Vendor/Sub-Contractor's responsibility.)

The above checking result by EED shall in no way relieve Vendor of any liability, obligation and responsibility out of the purchase order and the technical agreement in writing.

EIED

DATE: _____
SIGNATURE: _____

CV	PI	EL	IN	ME	MA
BT	SU	PR	SA	HV	TL

00	14.Jan.26	IFR	R.G	F.T	A.M
REV.	DATE (DD.MM.YY)	Purpose of Issue	Prepared	Checked	Approved
Gachsaran Polymer Industries Company HDPE Plant			EIED		
PO No.: GPIC-PT-MA-PO-000-3029					SCALE: 1:1
DRAWING TITLE: LCP and Junction Box Layout, Arrangement and Wiring Drawing					
DRAWING NO. VD-GPIC-MA-3029-3029-0046				REV. SHEET NO. SIZE 00 7 OF 14 A3	

Tag number of digital JB shall be UID.
 Separated JB for digital signals shall be considered.
 It is not acceptable that 2 multi-pair cables are connected to one JB.

"FRT-01Px1.5mm² OSCR/SWA/IS/BLUE (300/500)"
 for all single pair cables.

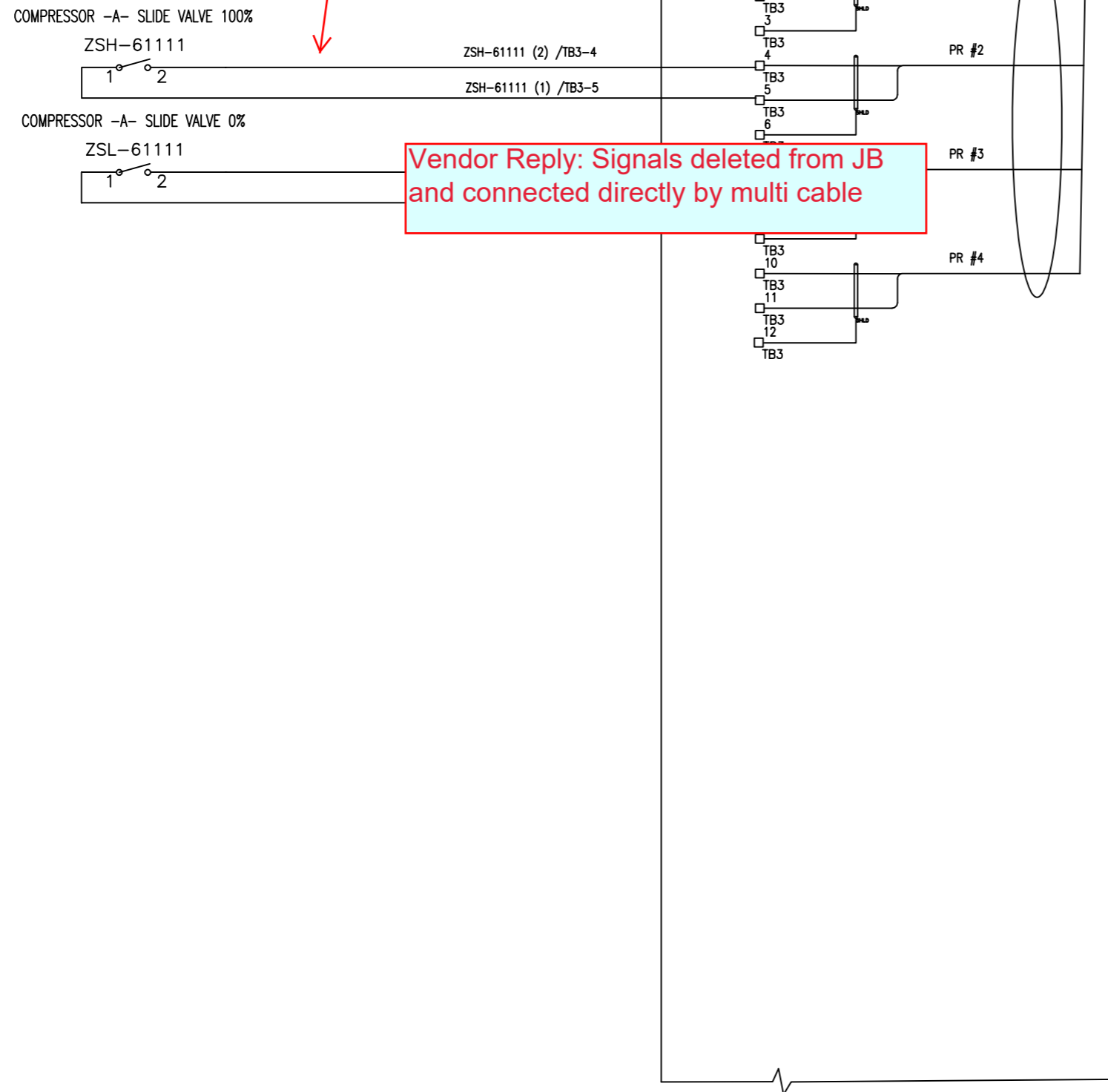
Delete it.

1 X 4P X 1 MM² WIRES, SHIELDED
 ARMoured BRAIDED CABLE FRT-04Px1mm² OSCR/SWA/IS/BLUE (300/500)
 FROM JB-UIA-611 TO UCP-6101

Add cable tag: IC-UID-611

Vendor Reply: Signals deleted from JB
 and connected directly by multi cable

M25



NOTE

PROTECTION : I 2G Ex e IB T3
GRESS PROTECTION : IP65
AMBIENT TEMP. CONDITION : -20 ... +55 °C
ENCLOSURE MATERIAL : STAINLESS STEEL 316
TB Type : 2.5mm2/BLUE
OPERATING VOLTAGE : <= 240V
OPERATING CURRENT (TOTAL) : <= 6A
EXTERNAL CABLE SIZE : 1.5mm2 ... 2.5mm2
BREATHER/DRAIN : Stainless steel
STOPPING PLUG : Nickel plated brass
CABLE GLAND : Nickel plated brass
EARTH BOLT : M8
ENCLOSURE THICKNESS : 1.5 MM

Code	<input type="checkbox"/> No Comment/ Approval (Applicable Only for "FOR REVIEW" and "For Approval" Documents) No comment and the document are released for manufacturing.
Code	<input type="checkbox"/> No Comment/ Approval with Hold(s) Vendor/Sub-Contractor shall correct, revise and resubmit the document. The document is released for manufacturing if change incorporated.
Code	<input type="checkbox"/> Commented Vendor/Sub-Contractor shall correct, revise and resubmit the document by the date specified. The document shall be marked under the status of "to be held back". All corrected documents shall be resubmitted before starting the manufacturing process.
Code	<input type="checkbox"/> Not Accepted (Rejected) Vendor/Sub-Contractor shall re-work/re-design/re-specify the contents of the document according to the comments/ reasons for rejection. All corrected documents shall be resubmitted before starting the manufacturing process. Sub-Contractor shall not proceed with subsequent work of material supply or manufacturing until receiving Order/Quotation or No Order from PURCHASER. Vendor/Sub-Contractor shall resubmit the document with the same within 8 working days after receiving comments.
No Code	<input type="checkbox"/> No Code (Only for "For Information" Documents and "As Built Status") Document has been submitted for PURCHASER'S information. PO, Compliance, acceptance and correction of document, contact is in Vendor/Sub-Contractor's responsibility.

The above checking result by EED shall in no way relieve Vendor of any liability, obligation and responsibility out of the purchase order and the technical agreement in writing.

EIED		DATE :			
		DEPT :			
		Signature :			
CV	PI	EL	IN	ME	MA
BT	BU	PR	SA	HW	TL

00	14.Jan.26	IFR	R.G	F.T	AJM
REV.	DATE (DD.MM.YY)	Purpose of Issue	Prepared	Checked	Approved
Gachsaran Polymer Industries Company HDPE Plant			EIED		
PO No.: GPIC-PT-MA-PO-000-3029					SCALE: 1:1
DRAWING TITLE: LCP and Junction Box Layout, Arrangement and Wiring Drawing					
DRAWING NO. VD-GPIC-MA-3029-3029-0046				REV. SHEET NO. SIZE	
				00	8 OF 14 A3

"FRT-01Px1.5mm² OSCR/SWA/IS/BLUE (300/500)"
for all single pair cables.

Delete it.

NOTE

JUNCTION BOX SPECIFICATION: EX PROTECTION : IP 26 Ex e IB T3
INGRESS PROTECTION : IP65
AMBIENT TEMP. CONDITION : -20 ... +55 °C

TB Type : 2.5mm2/BLUE
INTERNAL WIRING : 2.5mm2 Yellow/Green (PE)
OPERATING VOLTAGE : <= 30V
OPERATING CURRENT (TOTAL) : <= 6A
EXTERNAL CABLE SIZE : 1.5mm2 ... 2.5mm2
BREATHER/DRAIN : Stainless steel
STOPPING PLUG : Nickel plated brass
CABLE GLAND : Nickel plated brass
EARTH BOLT : M8
ENCLOSURE THICKNESS : 1.5 MM

1 X 7P X 1 MM² WIRES, SHIELDED
ARMORED BRAIDED CABLE FROM JB-UIA-621 TO UCP-610

Add cable tag: IC-UIA-621

M25

Vendor Reply: Noted all comments

Tag number of digital JB shall be UID.
Separated JB for digital signals shall be considered.
It is not acceptable that 2 multi-pair cables are connected to one JB.

Delete it.

"FRT-01Px1.5mm² OSCR/SWA/IS/BLUE (300/500)"
for all single pair cables.

1 X 4 P X 1 MM² WIRES, SHIELDED
ARMORED BRAIDED CABLE FROM JB-UIA-621 TO UCP-

Add cable tag: IC-UID-621

M25

Vendor Reply: ZSH/ZSL Signals deleted
from JB and connected directly by multi
cable

Code:	<input type="checkbox"/> No Comment/Approved (Applicable Only for "FOR REVIEW" and "For Approval" Documents) No comment and the document are released for manufacturing.
Code:	<input type="checkbox"/> No Comment/Approved with Hold(s) Vendor/Sub-Contractor shall correct, revise and resubmit the document. The document is released for manufacturing if changes incorporated.
Code:	<input type="checkbox"/> Commented Vendor/Sub-Contractor shall correct, revise and resubmit the document by the date specified. The document shall be released under the status of "to be held back". All corrected documents shall be resubmitted before starting the manufacturing process.
Code:	<input type="checkbox"/> Not Accepted (Rejected) Vendor/Sub-Contractor shall re-work/re-design/re-specify the contents of the document according to the comments/remarks for rejection. All corrected documents shall be resubmitted before starting the manufacturing process. Sub-Contractor shall not proceed with subsequent work of related supply or manufacturing until receiving Order/Cancel or No Order from PURCHASER. Vendor/Sub-Contractor shall resubmit the document with the same within 8 working days after receiving comments.
No Code:	<input type="checkbox"/> No Code (Only for "For Information" Documents and "No Bill Entry" Documents has been submitted for PURCHASER'S approval. PO, Contracting, completion and correction of document, contact is to Vendor/Sub-Contractor's responsibility.)

The above checking result by EED shall in no way relieve Vendor of any liability, obligation and responsibility out of the purchase order and the technical agreement in writing.

EIED

DATE: _____
SIGNATURE: _____

CV	PI	EL	IN	ME	MA
BT	BU	PR	SA	HY	TL

00	14.Jan.26	IFR	R.G	F.T	A.M
REV.	DATE	Purpose of Issue	Prepared	Checked	Approved
Gachsan Polymer Industries Company HDPE Plant			EIED		
PO No.: GPIC-PT-MA-PO-000-3029					SCALE: 1:1
DRAWING TITLE: LCP and Junction Box Layout, Arrangement and Wiring Drawing					
DRAWING NO. VD-GPIC-MA-3029-3029-0046				REV. SHEET NO. SIZE 00 9 OF 14 A3	

"FRT-01Px1.5mm² OSCR/SWA/IS/BLUE (300/500)"
for all single pair cables.

Delete it.

1 X 7P X 1 MM² WIRES, SHIELDED
ARMORED BRAID
FRT-07Px1mm² SCR/OSCR/SWA/IS/BLUE (300/500)

Add cable tag: IC-UIA-641

M25

Vendor Reply: Noted all comments

NOTE

JUNCTION BOX SPECIFICATION:

EX PROTECTION : IP 26 Ex e IB T3

INGRESS PROTECTION : IP65

AMBIENT TEMP. CONDITION : -20 ... +55 °C

ENCLOSURE MATERIAL : STAINLESS STEEL 316

INTERNAL WIRING : 2.5mm² Yellow/Green (PE)

OPERATING VOLTAGE : <= 30V

OPERATING CURRENT (TOTAL) : <= 6A

EXTERNAL CABLE SIZE : 1.5mm² ... 2.5mm²

BREATHER/DRAIN : Stainless steel

STOPPING PLUG : Nickel plated brass

CABLE GLAND : Nickel plated brass

EARTH BOLT : M8

ENCLOSURE THICKNESS : 1.5 MM

Code:	<input type="checkbox"/> No Comment/Approved (Applicable Only for "FOR REVIEW" and "For Approval" documents) No comment and the document are released for manufacturing.
Code:	<input type="checkbox"/> No Comment/Approved with Hold(s) Vendor/Sub-Contractor shall correct, revise and resubmit the document. The document is released for manufacturing if changes incorporated.
Code:	<input type="checkbox"/> Commented Vendor/Sub-Contractor shall correct, revise and resubmit the document by the date specified. The document shall be marked under the status of "to be reworked". All corrected documents shall be resubmitted before starting the manufacturing process.
Code:	<input type="checkbox"/> Not Accepted (Rejected) Vendor/Sub-Contractor shall re-work/re-design/re-specify the contents of the document according to the comments/remarks for rejection. All corrected documents shall be resubmitted before starting the manufacturing process. Vendor/Sub-Contractor shall not proceed with subsequent work of material supply or manufacturing until reaching Order/Quoted or No Order from PURCHASER. Vendor/Sub-Contractor shall resubmit the document with the same within 8 working days after receiving comments.
No Code:	<input type="checkbox"/> No Code (Only for "For Information" documents and "No Bill Entry" documents but has been submitted for PURCHASER'S information. PO, Contracting, completion and correctness of document content is the Vendor/Sub-Contractor's responsibility.)

The above checking result by EED shall in no way relieve Vendor of any liability, obligation and responsibility out of the purchase order and the technical agreement in writing.

EIED

DATE: _____
SIGNATURE: _____

CV	PI	EL	IN	ME	MA
BT	SU	PR	SA	HY	TL

00	14.Jan.26	IFR	R.G	F.T	A.M
REV.	DATE	Purpose of Issue	Prepared	Checked	Approved
Gachsan Polymer Industries Company HDPE Plant			EIED		
PO No.: GPIC-PT-MA-PO-000-3029					SCALE: 1:1
DRAWING TITLE: LCP and Junction Box Layout, Arrangement and Wiring Drawing					
DRAWING NO. VD-GPIC-MA-3029-3029-0046				REV. SHEET NO. SIZE 00 10 OF 14 A3	

"FRT-01Px2.5mm² SWA/NIS/GRAY (300/500)"
for all single pair cables.

JB-UEV-612

Delete it.

1 X 4P X 2.5 MM² WIRES, SHIELDED
ARMORED BRAIDED CABLES - FRT-04Px2.5mm² SWA/NIS/GRAY (300/500)

Add cable tag: IC-UEV-612

M32

INTERFACE CABLE GLAND

Vendor Reply: Noted all comments

NOTE

JUNCTION BOX SPECIFICATION:

EX PROTECTION : IP 26 Ex e IB T3

INGRESS PROTECTION : IP65

TB Type : 4mm2/GRAY

INTERNAL WIRING : 2.5mm2 Yellow/Green (PE)

OPERATING VOLTAGE : <= 30V

OPERATING CURRENT (TOTAL) : <= 6A

EXTERNAL CABLE SIZE : 1.5mm2 ... 2.5mm2

BREATHER/DRAIN : Stainless steel




STOPPING PLUG : Nickel plated brass

CABLE GLAND : Nickel plated brass

EARTH BOLT : M8

ENCLOSURE THICKNESS : 1.5 MM

Code1	<input type="checkbox"/> No Comment/ Approved (Applicable Only for TOR REVIEW and Tor Approval Documents) No comment and the document are released for manufacturing.												
Code2	<input type="checkbox"/> No Comment/ Approved with Hold(s) Vendor/Sub-Contractor shall correct, revise and resubmit the document. The document is released for manufacturing if change incorporated.												
Code3	<input type="checkbox"/> Commented Vendor/Sub-Contractor shall correct, revise and resubmit the document by the date specified. The document shall be marked under the status of 'to be held back'. All corrected documents shall be resubmitted before starting the manufacturing process.												
Code4	<input type="checkbox"/> Not Accepted (Rejected) Vendor/Sub-Contractor shall re-work/re-design/re-specify the contents of the document according to the comments/ reasons for rejection. All corrected documents shall be resubmitted before starting the manufacturing process. Sub-Contractor shall not proceed with subsequent work of material supply or manufacturing until reaching Code1/Code2 or No Code from PURCHASER. Vendor/Sub-Contractor shall resubmit the document with the same within within 8 working days after receiving comments.												
No Code	<input type="checkbox"/> No Code (Only for "For Information" Documents and "No Bill Entry" Documents has been submitted by PURCHASER'S intention. PO, Contingency, acceptance and correction of document, contact is in Vendor/Sub-Contractor's responsibility. The above checking result by EED shall in no way relieve Vendor of any liability, obligation and responsibility out of the purchase order and the related agreement in writing.												
<p>EIED</p> <p>DATE : SIGNED : Signature :</p> <table border="1"> <tr> <td>CV</td> <td>PI</td> <td>EL</td> <td>IN</td> <td>ME</td> <td>MA</td> </tr> <tr> <td>BT</td> <td>SU</td> <td>PR</td> <td>SA</td> <td>HY</td> <td>TL</td> </tr> </table>		CV	PI	EL	IN	ME	MA	BT	SU	PR	SA	HY	TL
CV	PI	EL	IN	ME	MA								
BT	SU	PR	SA	HY	TL								

00	14.Jan.26	IFR	R.G	F.T	AJM
REV.	DATE	Purpose of Issue	Prepared	Checked	Approved
  <p>Gachsan Polymer Industries Company HDPE Plant</p>					
PO No.: GPIC-PT-MA-PO-000-3029					SCALE: 1:1
DRAWING TITLE: LCP and Junction Box Layout, Arrangement and Wiring Drawing					
DRAWING NO. VD-GPIC-MA-3029-3029-0046				REV. SHEET NO. SIZE 00 11 OF 14 A3	

"FRT-01Px2.5mm² SWA/NIS/GRAY (300/500)"
for all single pair cables.

JB-UEV-622

Delete it.

1 X 4P X 2.5 MM² WIRES, SHIELDED
ARMOURED BRAIDED CABLES - FRT-04Px2.5mm² SWA/NIS/GRAY (300/500)

Add cable tag: IC-UEV-622

M32

Vendor Reply: Noted all comments

NOTE

JUNCTION BOX SPECIFICATION: EX PROTECTION : I 2G Ex e IB T3
INGRESS PROTECTION : IP65
ENCLOSURE MATERIAL : STAINLESS STEEL 316
TB Type : 4mm2/GRAY
INTERNAL WIRING : 2.5mm2 Yellow/Green (PE)
OPERATING VOLTAGE : <= 30V
OPERATING CURRENT (TOTAL) : <= 6A
EXTERNAL CABLE SIZE : 1.5mm2 ... 2.5mm2
BREATHER/DRAIN : Stainless steel
STOPPING PLUG : Nickel plated brass
CABLE GLAND : Nickel plated brass
EARTH BOLT : M8
ENCLOSURE THICKNESS : 1.5 MM

SLIDE VALVE SOV
UNLOAD
XY-61121

XY-61121/TB1-1

XY-61121/TB1-2

SLIDE VALVE SOV
LOAD
XY-61122

XY-61122/TB1-3

XY-61122/TB1-4

TB1
PR #1
1
TB1
2
TB1




TB1
5
PR #3
TB1
6
TB1

TB1
7
PR #4
TB1
8
TB1

FROM JB-UEV-622 TO UCP

INTERFACE CABLE GLAND

Code:	<input type="checkbox"/> No Comment/ Approved (Applicable Only for TOR REVIEW and Tor Approval Documents) No comment and the document are released for manufacturing.												
Code:	<input type="checkbox"/> No Comment/ Approved with Hold(s) Vendor/Sub-Contractor shall correct, revise and resubmit the document. The document is released for manufacturing if change incorporated.												
Code:	<input type="checkbox"/> Commented Vendor/Sub-Contractor shall correct, revise and resubmit the document by the date specified. The document shall be marked under the status of "to be held back". All corrected documents shall be resubmitted before starting the manufacturing process.												
Code:	<input type="checkbox"/> Not Accepted (Rejected) Vendor/Sub-Contractor shall re-work/re-design/re-specify the contents of the document according to the comments/ reasons for rejection. All corrected documents shall be resubmitted before starting the manufacturing process. Sub-Contractor shall not proceed with subsequent work of material supply or manufacturing until reaching Order/Check or No Order from PURCHASER. Vendor/Sub-Contractor shall resubmit the document with the same within within 8 working days after receiving comments.												
No Code:	<input type="checkbox"/> No Code (Only for "For Information" Documents and "No Bill Entry" Documents has been submitted by PURCHASER'S intention. PO, Contingency, sample/price and correction of document, contact is in Vendor/Sub-Contractor's responsibility. The above checking result by EED shall in no way relieve Vendor of any liability, obligation and responsibility out of the purchase order and the related agreement in writing.												
<p>EIED</p> <p>DATE : SIGNED : Signature :</p> <table border="1"> <tr> <td>CV</td> <td>PI</td> <td>EL</td> <td>IN</td> <td>ME</td> <td>MA</td> </tr> <tr> <td>BT</td> <td>BU</td> <td>PR</td> <td>SA</td> <td>HY</td> <td>TL</td> </tr> </table>		CV	PI	EL	IN	ME	MA	BT	BU	PR	SA	HY	TL
CV	PI	EL	IN	ME	MA								
BT	BU	PR	SA	HY	TL								

00	14.Jan.26	IFR	R.G	F.T	AJM
REV.	DATE	Purpose of Issue	Prepared	Checked	Approved
  Gachsan Polymer Industries Company HDPE Plant					
PO No.: GPIC-PT-MA-PO-000-3029					SCALE: 1:1
DRAWING TITLE: LCP and Junction Box Layout, Arrangement and Wiring Drawing					
DRAWING NO. VD-GPIC-MA-3029-3029-0046				REV. SHEET NO. SIZE 00 12 OF 14 A3	

"FRT-01Px2.5mm² SWA/NIS/GRAY (300/500)"
for all single pair cables.

JB-UEV-652

Delete it.

1 X 1 4P X 2.5 MM² WIRES, SHIELDED
ARMoured BRAIDED CABLES
"FRT-04Px2.5mm² SWA/NIS/GRAY (300/500)"

Add cable tag: IC-UEV-652

INTERFACE CABLE GLAND

M32

NOTE

JUNCTION BOX SPECIFICATION: EX PROTECTION : IP 26 Ex e IB T3
INGRESS PROTECTION : IP65

ENCLOSURE MATERIAL : STAINLESS STEEL 316
TB Type : 4mm2/GRAY
INTERNAL WIRING : 2.5mm2 Yellow/Green (PE)
OPERATING VOLTAGE : <= 30V
OPERATING CURRENT (TOTAL) : <= 6A
EXTERNAL CABLE SIZE : 1.5mm2 ... 2.5mm2
BREATHER/DRAIN : Stainless steel
STOPPING PLUG : Nickel plated brass
CABLE GLAND : Nickel plated brass
EARTH BOLT : M8
ENCLOSURE THICKNESS : 1.5 MM

OIL RECOVERY VALVE SOV
COMPRESSOR DISCHARGE
XY-61151

XY-61151/TB1-1

OIL RECOVERY VALVE SOV
CHILLER RECOVERY
XY-61152

XY-61152/TB1-3

XY-61152/TB1-4

TB1

PR #1

1

TB1

2

TB1

PR #2

3

TB1

4

TB1

PR #3

5

TB1

6

TB1

PR #4

7

TB1

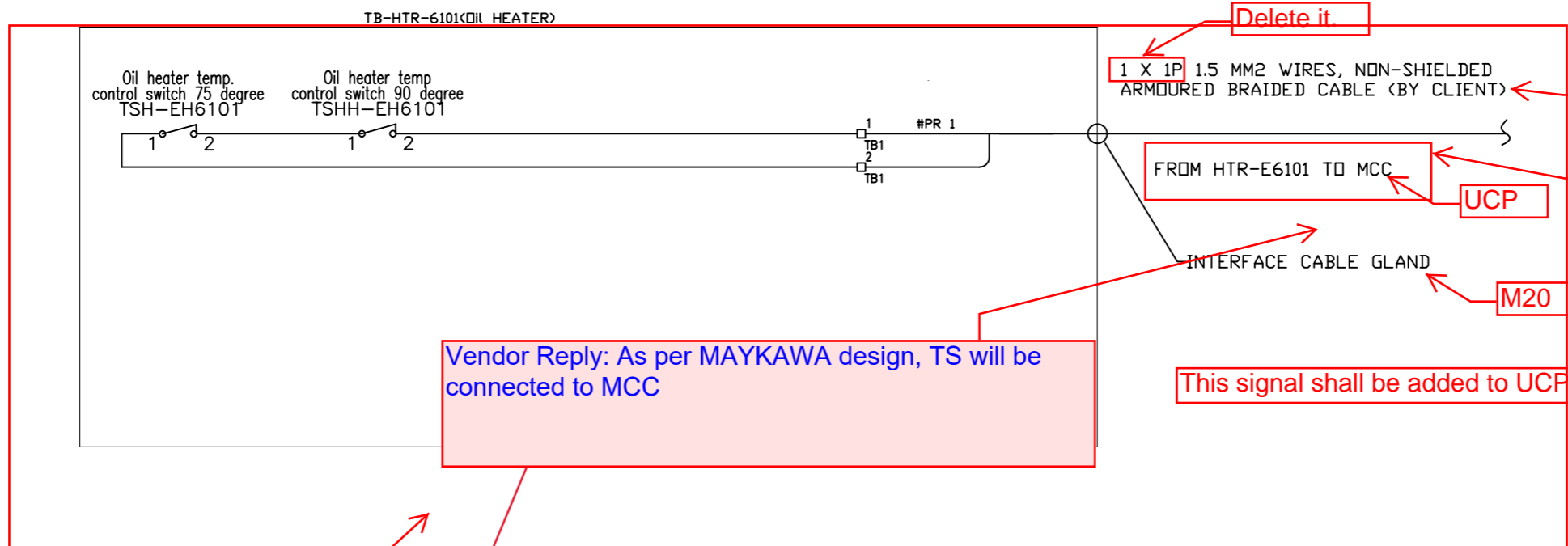
8

TB1

Vendor Reply: Noted all comments

Code1	<input type="checkbox"/> No Comment/ Approved (Applicable Only for "FOR REVIEW" and "For Approval" Documents) No comment and the document are released for manufacturing.												
Code2	<input type="checkbox"/> No Comment/ Approved with Hold(s) Vendor/Sub-Contractor shall correct, revise and resubmit the document. The document is released for manufacturing if change incorporated.												
Code3	<input type="checkbox"/> Commented Vendor/Sub-Contractor shall correct, revise and resubmit the document by the date specified. The document shall be marked under the status of "to be held back". All corrected documents shall be resubmitted before starting the manufacturing process.												
Code4	<input type="checkbox"/> Not Accepted (Rejected) Vendor/Sub-Contractor shall re-work/re-design/re-specify the contents of the document according to the comments/remarks for rejection. All corrected documents shall be resubmitted before starting the manufacturing process. Sub-Contractor shall not proceed with subsequent work of material supply or manufacturing until reaching Code1/Code2 or No Code from PURCHASER. Vendor/Sub-Contractor shall resubmit the document with the same within 8 working days after receiving comments.												
No Code	<input type="checkbox"/> No Code (Only for "For Information" Documents and "No Bill Entry") Document has been submitted by PURCHASER's intention. (If Containing, completeness and correctness of document content is in Vendor/Sub-Contractor's responsibility.) The above checking result by EED shall in no way relieve Vendor of any liability, obligation and responsibility out of the purchase order and the related agreement in writing.												
<p>EIED</p> <p>DATE : EIPR Signature :</p> <table border="1"> <tr> <td>CV</td> <td>PI</td> <td>EL</td> <td>IN</td> <td>ME</td> <td>MA</td> </tr> <tr> <td>BT</td> <td>BU</td> <td>PR</td> <td>SA</td> <td>HY</td> <td>TL</td> </tr> </table>		CV	PI	EL	IN	ME	MA	BT	BU	PR	SA	HY	TL
CV	PI	EL	IN	ME	MA								
BT	BU	PR	SA	HY	TL								

00	14.Jan.26	IFR	R.G	F.T	AJM
REV.	DATE	Purpose of Issue	Prepared	Checked	Approved
		Gachsan Polymer Industries Company HDPE Plant			
PO No.: GPIC-PT-MA-PO-000-3029					SCALE: 1:1
DRAWING TITLE: LCP and Junction Box Layout, Arrangement and Wiring Drawing					
DRAWING NO. VD-GPIC-MA-3029-3029-0046				REV. 00	SHEET NO. 13 OF 14
				SIZE A3	



EL03:
 This signal is not in the I/O list and it is not possible to connect it to the MCC. Therefore, first it shall be defined in the I/O list and secondly it shall be connected to the UCP.

NOTE

Code:	<input type="checkbox"/> No Comment/ Approval (Applicable Only for TOR REVIEW and Tor Approval Documents) No comment and the document are released for Manufacturing.
Code:	<input type="checkbox"/> No Comment/ Approval with Hold(s) Vendor/Sub-Contractor shall correct, revise and resubmit the document. The document is released for Manufacturing if change incorporated.
Code:	<input type="checkbox"/> Commented Vendor/Sub-Contractor shall correct, revise and resubmit the document by the date specified. The document shall be released under the status of 'to be released later'. All corrected documents shall be resubmitted before starting the Manufacturing Process.
Code:	<input type="checkbox"/> Not Accepted (Rejected) Vendor/Sub-Contractor shall re-work/re-design/re-specify the contents of the document according to the comments/ remarks for rejection. All corrected documents shall be resubmitted before starting the manufacturing process. Sub-Contractor shall not proceed with subsequent work of Material Supply or Manufacturing until receiving Order/Cancel or No Order from PURCHASER. Vendor/Sub-Contractor shall resubmit the document with the same within 8 working days after receiving comments.
No Code:	<input type="checkbox"/> No Code (Only for "For Information" Documents and "As Built Status") Document has been submitted for PURCHASER's information. (If Containing, completeness and correctness of document content is in Vendor/Sub-Contractor's responsibility.)

The above checking result by EED shall in no way relieve Vendor of any liability, obligation and responsibility out of the purchase order and the technical agreement in writing.

EIED		DATE:	SIGNATURE:	
CV	PI	EL	IN	ME
BT	BU	PR	SA	HY

00	14.Jan.26	IFR	R.G	F.T	A.M
REV.	DATE	Purpose of Issue	Prepared	Checked	Approved
		Gachsan Polymer Industries Company HDPE Plant			
PO No.: GPIC-PT-MA-PO-000-3029					SCALE: 1:1
DRAWING TITLE: LCP and Junction Box Layout, Arrangement and Wiring Drawing					
DRAWING NO. VD-GPIC-MA-3029-3029-0046				REV. SHEET NO.	SIZE
				00	14 OF 14 A3