



 Gachsaran Polymer Industries Company PIDMCO	Gachsaran Polymer Industries Company HDPE Plant			
	Instrument Cable List for Refrigerator Package		 	
PO No.: GPIC-PT-MA-PO-000-3029	Document Number: VD-GPIC-MA-3029-3029-0052		Rev. 03	Page 1 of 9





Instrument Cable List for Refrigerator Package

Code1	<input type="checkbox"/> No Comment/ Approved (Applicable Only for "FOR REVIEW" and "For Approval" Documents) No comment and the document are released for Manufacturing.
Code2	<input type="checkbox"/> No Comment/ Approved with Note(s) Vendor/Sub-Contractor shall correct, revise and resubmit the document. The document is released for Manufacturing if changes incorporated.
Code3	<input checked="" type="checkbox"/> Commented Vendor/Sub-Contractor shall correct, revise and resubmit the document by the date specified. The document shall be revised under the Status of "R: Revised Issue". All corrected documents shall be resubmitted before starting the Manufacturing Process.
Code 4	<input type="checkbox"/> Not Accepted (Rejected) Vendor/Sub-Contractor shall re-work / re-design / re-specify the contents of the document according to the comments / reasons for rejection. All corrected documents shall be resubmitted before starting the manufacturing. Vendor/Sub-Contractor shall not proceed with subsequent works of Material Supply or Manufacturing until receiving Code1/Code2 or No Code from PURCHASER. Vendor/Sub-Contractor shall resubmit the document with the same revision within 6 working days after receiving comments.
No code	<input type="checkbox"/> No Code (Applicable Only for "For Information" Documents and "As Built DWGs") Document has been submitted for PURCHASER's Information (FI). Consistency, completeness and correctness of document content is in Vendor/Sub-Contractor's responsibility.
Above checking results by EIED shall in no way relieve Vendor of any liability, obligation and responsibility out of the purchase order and the mutual agreement in writing.	
 EIED Energy Industries Engineering & Design co.	Date: May.30, 2026 Dept.: MA Signature: F.Hamooni

03	20-May-26	IFR	R.G	F.T	A.M
02	26-Apr-26	IFR	R.G	F.T	A.M
01	22-Feb-26	IFR	R.G	F.T	A.M
00	20-Jan-26	IFR	R.G	F.T	A.M
Rev.	DATE	PURPOSE OF ISSUE	PREPARED	CHECKED	APPROVED

IN-01. Native file (Excel) shall be submitted with PDF file for preparing the list of cables that supplied by Customer. This document will be code 3 until we receive Excel file.

Vendor Reply: Noted

 	Gachsaran Polymer Industries Company HDPE Plant Instrument Cable List for Refrigerator Package		 
	Document Number	Rev.	
PO No. GPIC-PT-MA-PO-000-3029	VD-GPIC-MA-3029-3029-0052	03	Page: 3 of 9

COMPRESSOR C-6101A/B

No.	Service	Tag No.	Content of signal	SIGNAL Type	IS/NIS	Cable type	Cable size	Gland size	Cable Tag.	From	To	Length Meter(+20% spare)	Remarks
1	Compressor A Suction pressure transmitter	PT-61111	4 to 20mA / 2-wire	Analogue	IS	Type 1	01Px1.5mm ²	M20	PT-61111	PT-61111	JB-UIA-611	10	
2	Common Discharge pressure transmitter	PT-61131	4 to 20mA / 2-wire	Analogue	IS	Type 1	01Px1.5mm ²	M20	PT-61131	PT-61131	JB-UIA-611	10	
3	Oil Supply- Compressor A pressure transmitter	PT-61113	4 to 20mA / 2-wire	Analogue	IS	Type 1	01Px1.5mm ²	M20	PT-61113	PT-61113	JB-UIA-611	10	
4	Upstream oil filter pressure transmitter	PT-61133	4 to 20mA / 2-wire	Analogue	IS	Type 1	01Px1.5mm ²	M20	PT-61133	PT-61133	JB-UIA-611	10	
5	Coalescer Element Outlet pressure transmitter	PT-61132	4 to 20mA / 2-wire	Analogue	IS	Type 1	01Px1.5mm ²	M20	PT-61132	PT-61132	JB-UIA-611	10	
6	Downstream oil filter pressure transmitter	PT-61134	4 to 20mA / 2-wire	Analogue	IS	Type 1	01Px1.5mm ²	M20	PT-61134	PT-61134	JB-UIA-611	10	
7	Compressor A Suction temperature transmitter	TT-61111	4 to 20mA / 2-wire	Analogue	IS	Type 1	01Px1.5mm ²	M20	TT-61111	TT-61111	JB-UIA-611	10	
8	Oil Separator temperature transmitter	TT-61131	4 to 20mA / 2-wire	Analogue	IS	Type 1	01Px1.5mm ²	M20	TT-61131	TT-61131	JB-UIA-611	10	
9	Oil header compressor temperature transmitter	TT-61132	4 to 20mA / 2-wire	Analogue	IS	Type 1	01Px1.5mm ²	M20	TT-61132	TT-61132	JB-UIA-611	10	
10	Oil Separator level transmitter	LT-61131	4 to 20mA / 2-wire	Analogue	IS	Type 1	01Px1.5mm ²	M20	LT-61131	LT-61131	JB-UIA-611	10	
11	Compressor A slide valve position sensor	ZE-61111	3-wire	Analogue	IS	(CU/XLPE/PVC/SWA/PVC) Blue	01Tx1.5mm ²	M20	ZE-61111	ZE-61111	JB-UIA-611	10	
12	Multi cable for JB-UIA-611	IC-UIA-611	4 to 20mA	Analogue	IS	FRT-19Px1mm ² SCR/OSCR/SWA/IS/BLUE (300/500)	19x2x1 mm ²	M40	IC-UIA-611	JB-UIA-611	UCP-6101	350	1-Cable will be supplied by Customer
13	Compressor B Suction pressure transmitter	PT-61121	4 to 20mA / 2-wire	Analogue	IS	Type 1	01Px1.5mm ²	M20	PT-61121	PT-61121	JB-UIA-621	10	
14	Oil Supply- Compressor B pressure transmitter	PT-61123	4 to 20mA / 2-wire	Analogue	IS	Type 1	01Px1.5mm ²	M20	PT-61123	PT-61123	JB-UIA-621	10	
15	Compressor B Suction temperature transmitter	TT-61121	4 to 20mA / 2-wire	Analogue	IS	Type 1	01Px1.5mm ²	M20	TT-61121	TT-61121	JB-UIA-621	10	
16	Compressor B slide valve position sensor	ZE-61121	3-wire	Analogue	IS	(CU/XLPE/PVC/SWA/PVC) Blue	01Tx1.5mm ²	M20	ZE-61121	ZE-61121	JB-UIA-621	10	
17	Multi cable for JB-UIA-621	IC-UIA-621	4 to 20mA	Analogue	IS	FRT-07Px1mm ² SCR/OSCR/SWA/IS/BLUE (300/500)	7x2x1 mm ²	M25	IC-UIA-621	JB-UIA-621	UCP-6101	350	1-Cable will be supplied by Customer
18	ECONOMIZER TUBESIDE TEMPERATURE	TT-61141	4 to 20mA / 2-wire	Analogue	IS	Type 1	01Px1.5mm ²	M20	TT-61141	TT-61141	JB-UIA-641	10	
19	ECONOMIZER TUBESIDE PRESSURE	PT-61141	4 to 20mA / 2-wire	Analogue	IS	Type 1	01Px1.5mm ²	M20	PT-61141	PT-61141	JB-UIA-641	10	
20	Chiller level transmitter	LT-61151	4 to 20mA / 2-wire	Analogue	IS	Type 1	01Px1.5mm ²	M20	LT-61151	LT-61151	JB-UIA-641	10	
21	Chiller level control valve	LV-61151	4 to 20mA / 2-wire	Analogue	IS	Type 1	01Px1.5mm ²	M20	LV-61151	LV-61151	JB-UIA-641	10	
22	Hot Gas Bypass control valve	PV-61151	4 to 20mA / 2-wire	Analogue	IS	Type 1	01Px1.5mm ²	M20	PV-61151	PV-61151	JB-UIA-641	10	
23	ECONOMIZER TEMPERATURE CONTROL VALVE	TV-61141	4 to 20mA / 2-wire	Analogue	IS	Type 1	01Px1.5mm ²	M20	TV-61141	TV-61141	JB-UIA-641	10	
24	Multi cable for JB-UIA-641	IC-UIA-641	4 to 20mA	Analogue	IS	FRT-07Px1mm ² SCR/OSCR/SWA/IS/BLUE (300/500)	7x2x1 mm ²	M25	IC-UIA-641	JB-UIA-641	UCP-6101	350	1-Cable will be supplied by Customer
25	COMPRESSOR -A- SLIDE VALVE 100%	ZS-61111	24Vdc / **W	Digital	IS								
26	COMPRESSOR -A- SLIDE VALVE 0%	ZS-61111	24Vdc / **W	Digital	IS								
27	Multi cable for ZS-61111	ZS-61111	24Vdc / **W	Digital	IS	FRT-02Px1.5mm ² OSCR/SWA/IS/BLUE (300/500)	2x2x1.5 mm ²	By Client	IC-ZS-61111	A-Slide valve Potentiometer switch	UCP-6101	350	1-Cable will be supplied by Customer
28	COMPRESSOR -B- SLIDE VALVE 100%	ZSH-61121	24Vdc / **W	Digital	IS								
29	COMPRESSOR -B- SLIDE VALVE 0%	ZSL-61121	24Vdc / **W	Digital	IS								

These rows (25,26,28,29) shall be removed completely from this list in the next rev.
Vendor Reply: Noted



Gachsaran Polymer Industries Company
HDPE Plant
Instrument Cable List for Refrigerator Package



	Document Number	Rev.	
PO No. GPIC-PT-MA-PO-000-3029	VD-GPIC-MA-3029-3029-0052	03	Page: 4 of 9

COMPRESSOR C-6101A/B

No.	Service	Tag No.	Content of signal	SIGNAL Type	IS/NIS	Cable type	Cable size	Gland size	Cable Tag.	From	To	Length Meter(+20% spare)	Remarks
30	Multi cable for ZS-61121	ZS-61121	24Vdc / **W	Digital	IS	FRT-02Px1.5mm ² OSCR/SWA/IS/BLUE (300/500)	2x2x1.5 mm ²	By Client	IC-ZS-61121	B-Slide valve Potentiometer switch	UCP-6101	350	1-Cable will be supplied By Customer
31	COMPRESSOR -A- SLIDE VALVE UNLOAD SOV	XY-61111	24Vdc / **W	Digital	NIS	Type 2	01Px2.5mm ²	M20	XY-61111	XY-61111	JB-UEV-612	10	
32	COMPRESSOR -A- SLIDE VALVE LOAD SOV	XY-61112	24Vdc / **W	Digital	NIS	Type 2	01Px2.5mm ²	M20	XY-61112	XY-61112	JB-UEV-612	10	
33	Multi cable for JB-UEV-612	IC-UEV-612	24Vdc / **W	Digital	NIS	FRT-04Px2.5mm ² SWA/NIS/GRAY (300/500)	4x2x2.5 mm ²	M32	IC-UEV-612	JB-UEV-612	UCP-6101	350	1-Cable will be supplied By Customer
34	COMPRESSOR -B- SLIDE VALVE UNLOAD SOV	XY-61121	24Vdc / **W	Digital	NIS	Type 2	01Px2.5mm ²	M20	XY-61121	XY-61121	JB-UEV-622	10	
35	COMPRESSOR -B- SLIDE VALVE LOAD SOV	XY-61122	24Vdc / **W	Digital	NIS	Type 2	01Px2.5mm ²	M20	XY-61122	XY-61122	JB-UEV-622	10	
36	Multi cable for JB-UEV-622	IC-UEV-622	24Vdc / **W	Digital	NIS	FRT-04Px2.5mm ² SWA/NIS/GRAY (300/500)	4x2x2.5 mm ²	M32	IC-UEV-622	JB-UEV-622	UCP-6101	350	1-Cable will be supplied By Customer
37	OIL RECOVERY VALVE SOV - COMPRESSOR DISCHARGE	XY-61151	24Vdc / **W	Digital	NIS	Type 2	01Px2.5mm ²	M20	XY-61151	XY-61151	JB-UEV-652	10	
38	OIL RECOVERY VALVE SOV - CHILLER RECOVERY	XY-61152	24Vdc / **W	Digital	NIS	Type 2	01Px2.5mm ²	M20	XY-61152	XY-61152	JB-UEV-652	10	
39	Multi cable for JB-UEV-652	IC-UEV-652	24Vdc / **W	Digital	NIS	FRT-04Px2.5mm ² SWA/NIS/GRAY (300/500)	4x2x2.5 mm ²	M32	IC-UEV-652	JB-UEV-652	UCP-6101	350	1-Cable will be supplied By Customer
40	Oil heater temp. control switch High/High High	TSH-EH6101/TSHH-EH6101	24Vdc / **D	Digital	NIS	FRT-01Px1.5mm ² OSCR/SWA/NIS/GRAY (300/500)	1x2x1.5mm ²	M20	TS-EH6101	TS-EH6101	MCC	350	1-Cable will be supplied by Electrical of Customer.
41	COMPRESSOR -A- MOTOR CURRENT	IT-61111	4 to 20mA / 2-wire	Analogue	NIS	By Client	2Px1.5mm ² /Pr. 1	M20	IT-UCP6101	MCC	UCP-6101	350	1-Cable will be supplied by Electrical of Customer.
42	COMPRESSOR -B- MOTOR CURRENT	IT-61121	4 to 20mA / 2-wire	Analogue	NIS	By Client	2Px1.5mm ² /Pr. 2	M20	IT-UCP6101	MCC	UCP-6101	350	1-Cable will be supplied by Electrical of Customer.
44	COMPRESSOR MOTOR -B- BEARING TEMP NDE/DE	TE-61127/28	RTD / 3 wire	Pt100	IS	FRT-04Tx1mm ² SCR/OSCR/SWA/IS (300/500)	4Tx1 mm ²	M32	UCP-RTDBOX-B	Motor JB-B	UCP-6101	350	1-Cable will be supplied By Customer



Gachsaran Polymer Industries Company
HDPE Plant
Instrument Cable List for Refrigerator Package



Document Number

Rev.

PO No. GPIC-PT-MA-PO-000-3029





VD-GPIC-MA-3029-3029-0052

03

Page: 5 of 9




COMPRESSOR C-6101A/B







No.	Service	Tag No.	Content of signal	SIGNAL Type	IS/NIS	Cable type	Cable size	Gland size	Cable Tag.	From	To	Length Meter(+20% spare)	Remarks
46	COMPRESSOR MOTOR -A- BEARING TEMP NDE/DE	TE-61117/18	RTD / 3 wire	Pt100	IS	FRT-04Tx1mm ² SCR/OSCR/SWA/IS (300/500)	4Tx1 mm ²	M32	UCP-RTDBOX-A	Motor JB-A	UCP-6101	350	1-Cable will be supplied By Customer
47	CHILLER TUBE OUTLET TEMPERATURE	TIC-61101	4 to 20mA / 2-wire	Analogue	IS	FRT-01Px1.5mm ² OSCR/IS/BLUE (300/500)	1Px1.5mm ²	M20	TIC-61101	DCS	UCP-6101	50	1-Cable will be supplied By Customer
50	Plant Emergency Stop	ESD-61010	24Vdc / **D	Digital	NIS	FRT-01Px1.5mm ² OSCR/NIS/GRAY (300/500)	1Px1.5mm ²	M20	ESD-61010	ESD	UCP-6101	50	1-Cable will be supplied By Customer
51	CUMULATIVE ALARM	XA-61101	24Vdc / **D	Digital	NIS	FRT-01Px1.5mm ² OSCR/NIS/GRAY (300/500)	1Px1.5mm ²	M20	UCP-DCS	UCP-6101	DCS	50	1-Cable will be supplied By Customer
52	CUMULATIVE TRIP	XA-61102	24Vdc / **D	Digital	NIS	FRT-01Px1.5mm ² OSCR/NIS/GRAY (300/500)	1Px1.5mm ²	M20	UCP-DCS	UCP-6101	DCS	50	1-Cable will be supplied By Customer
53	Time Synchronization Signal	TS-6101	24Vdc / **D	Digital	NIS	FRT-01Px1.5mm ² OSCR/NIS/GRAY (300/500)	1Px1.5mm ²	M20	UCP-DCS	DCS	UCP-6101	50	1-Cable will be supplied By Customer
54	LCP-A- Switches	UCP-LCP-6101A-1	24Vdc / **D	Digital	NIS	FRT-19Px1mm ² OSCR/SWA/NIS/GRAY (300/500)	19Px1 mm ²	M32	UCP-LCP-6101A-1	LCP-6101A	UCP-6101	350	1-Cable will be supplied By Customer
55	LCP -A-Lamps	UCP-LCP-6101A-2	24Vdc / **D	Digital	NIS	FRT-07Px2.5mm ² SWA/NIS/GRAY(300/500)	7Px2.5 mm ²	M32	UCP-LCP-6101A-2	LCP-6101A	UCP-6101	350	1-Cable will be supplied By Customer
56	LCP-B- Switches	UCP-LCP-6101B-1	24Vdc / **D	Digital	NIS	FRT-07Px1mm ² SWA/NIS/GRAY(300/500)	7Px1 mm ²	M25	UCP-LCP-6101B-1	LCP-6101B	UCP-6101	350	1-Cable will be supplied By Customer
57	LCP -B-Lamps	UCP-LCP-6101B-2	24Vdc / **D	Digital	NIS	FRT-04Px2.5mm ² SWA/NIS/GRAY(300/500)	4Px2.5 mm ²	M32	UCP-LCP-6101B-2	LCP-6101B	UCP-6101	350	1-Cable will be supplied By Customer
58	UCP to MCC (UCP Digital Output Command signals for main motor A, main motor B, oil pump, Elec. Heater :ST,STP, ETC)		24Vdc / **D	Digital	NIS	By Client	12x2x2.5 mm ²	By Client	Hold	UCP-6101	MCC	350	Cable will be supplied by Electrical of Customer.
59	MCC to UCP (UCP Digital Input Status signals for main motor A, main motor B, oil pump, Elec. Heater : Running,Fault, ETC)		24Vdc / **D	Digital	NIS	By Client	12x2x2.5 mm ²	By Client	Hold	MCC	UCP-6101	350	Cable will be supplied by Electrical of Customer.
60	Communication with DCS			Modbus TCP/IP		By Client			DCS-UCP-6101-1	UCP	DCS	50	

 	Gachsaran Polymer Industries Company HDPE Plant Instrument Cable List for Refrigerator Package		 
	Document Number	Rev.	
PO No. GPIC-PT-MA-PO-000-3029	VD-GPIC-MA-3029-3029-0052	03	




This note shall be mentioned individually in each row. Merge cells shall be converted to normal cells.
Vendor Reply: Noted

COMPRESSOR C-6101A/B										
No.	Service	Tag No.	Content of signal	SIGNAL Type	IS/NIS	Cable type	Cable size	Gland size	Cable Tag.	From
61	Communication with DCS			Modbus TCP/IP		By Client			DCS-UCP-6101-2	UCP
										DCS
										50
										Redundant
62	UPS Power_110 Vac -#1			Power cable		CU/XLPE/PVC (600/1000) Black	02Cx6mm2		PDP-UCP-6101-1	Instrument PDP
63	UPS Power_110 Vac -#2			Power cable		CU/XLPE/PVC (600/1000) Black	02Cx6mm2		PDP-UCP-6101-2	Instrument PDP
64	Non-UPS Power			Power cable		CU/XLPE/PVC (600/1000) Black	02Cx4mm2		PDP-UCP-6101-3	Instrument PDP
										UCP
										50
										1-Cable will be supplied By Customer

 		Gachsaran Polymer Industries Company HDPE Plant Instrument Cable List for Refrigerator Package			 	
PO No. GPIC-PT-MA-PO-000-3029		Document Number		Rev.		
		VD-GPIC-MA-3029-3029-0052		03		
		Page: 7 of 9				
					Rev.	
1	Item	1				
2	DUTY	2 Wire Transmitter,				
3	INSTALLATION LOCATION	OUTDOOR				
4	INSTALLATION METHOD	-				
5	AMBIENT TEMP MIN / MAX	-20 °C / 48 °C				
6	CABLE TECHNICAL DATA					
7	MAKE	Moghan Cable				
8	TYPE	As per EN50288-7				
9	CONDUCTORS	Tinned Stranded Copper - IEC 60228 class 2				
10	INSULATION	XLPE				
11	CORE / PAIR / TRIAD	Twisted Pair				
12	IDENTIFICATION	Black - white				
13	SCREENING	Collective Aluminium/Polyester tape + tinned copper drain wire				
14	BEDDING	LSHF				
15	ARMOUR	Galvanised Steel Wire Armour (SWA)				
16	OUTER JACKET	LSHF				
17	OUTER SHEATH COLOUR	Blue				
18	CROSS SECTION	1.5 mm ²				
19	NUMBER OF CORES / PARE / TRIADS	1 Pair				
20	MAX. OPERATING VOLTAGE	300 / 500 Volt				
21	MIN. OPERATING TEMPERATURE	-20 °C				
22	MAX. OPERATING TEMPERATURE	+60 °C				
23	CONDUCTOR MAXIMUM TEMPERATURE	+90 °C				
24						
25	INNER SHEATH DIAMETER	7.7 mm				
26	OUTER SHEATH DIAMETER	12.5 mm				
27						
28	FLAME RETARDANT	IEC60332-1-2 / IEC 60332-3-24 (cat.C)				
29						
30						
31						
32						
33						
34						
35						

  	Gachsaran Polymer Industries Company HDPE Plant Instrument Cable List for Refrigerator Package		
	Document Number VD-GPIC-MA-3029-3029-0052	Rev. 03	 
PO No. GPIC-PT-MA-PO-000-3029			Page: 8 of 9

			Rev.
1	Item	2	
2	DUTY	SOLENOID VALVE	
3	INSTALLATION LOCATION	OUTDOOR	
4	INSTALLATION METHOD	-	
5	AMBIENT TEMP MIN / MAX	-20 °C / 48 °C	
6	CABLE TECHNICAL DATA		
7	MAKE	Moghan Cable	
8	TYPE	As per EN50288-7	
9	CONDUCTORS	Tinned Stranded Copper - IEC 60228 class 2	
10	INSULATION	XLPE	
11	CORE / PAIR / TRIAD	Pair	
12	IDENTIFICATION	Black - white	
13	SCREENING	NA	
14	BEDDING	LSHF	
15	ARMOUR	Galvanised Steel Wire Armour (SWA)	
16	OUTER JACKET	LSHF	
17	OUTER SHEATH COLOUR	Gray	
18	CROSS SECTION	2.5 mm ²	
19	NUMBER OF CORES / PARE / TRIADS	1 Pair	
20	MAX. OPERATING VOLTAGE	300 / 500 Volt	
21	MIN. OPERATING TEMPERATURE	-20 °C	
22	MAX. OPERATING TEMPERATURE	+60 °C	
23	CONDUCTOR MAXIMUM TEMPERATURE	+90 °C	
24			
25	INNER SHEATH DIAMETER	8.9 mm	
26	OUTER SHEATH DIAMETER	13.7 mm	
27			
28	FLAME RETARDANT	IEC60332-1-2 / IEC 60332-3-24 (cat.C)	
29			
30			
31			
32			
33			
34			
35			

 		Gachsaran Polymer Industries Company HDPE Plant Instrument Cable List for Refrigerator Package				
PO No. GPIC-PT-MA-PO-000-3029		Document Number VD-GPIC-MA-3029-3029-0052		Rev. 03		
				Page: 9 of 9		
Item	Rev.					
1	Item	3				
2	DUTY	Switches				
3	INSTALLATION LOCATION	OUTDOOR				
4	INSTALLATION METHOD	-				
5	AMBIENT TEMP MIN / MAX	-20 °C / 48 °C				
6	CABLE TECHNICAL DATA					
7	MAKE	AVL				
8	TYPE	As per EN50288-7				
9	CONDUCTORS	Stranded Copper - IEC 60228 class 2				
10	INSULATION	XLPE				
11	CORE / PAIR / TRIAD	Twisted Pair				
12	IDENTIFICATION	Black - white				
13	SCREENING	Collective Aluminium/Maylar tape + tinned copper drain wire				
14	BEDDING	PVC				
15	ARMOUR	Galvanised Steel Wire Armour (SWA)				
16	OUTER JACKET	PVC				
17	OUTER SHEATH COLOUR	Blue				
18	CROSS SECTION	1.5 mm ²				
19	NUMBER OF CORES / PARE / TRIADS	2 Pair				
20	MAX. OPERATING VOLTAGE	300 / 500 Volt				
21	MIN. OPERATING TEMPERATURE	-20 °C				
22	MAX. OPERATING TEMPERATURE	+60 °C				
23	CONDUCTOR MAXIMUM TEMPERATURE	+90 °C				
24						
25	INNER SHEATH DIAMETER	Later				
26	OUTER SHEATH DIAMETER	Later				
27						
28	FLAME RETARDANT	IEC60332-1-2 / IEC 60332-3-24 (cat.C)				
29						
30						
31						
32						
33						
34						
35						

shall be specified.
 Vendor Reply:
 Noted