







PACKING LIST
(PROJECT:HAMIAN SANAT ENERGY)

| |
|-------------------|
| PL NO:PSA-PL-01 |
| P.O.S-14030920-03 |
| PSA NO:53577 |
| DATE:1403.12.21 |

| ROW | ITEM NO | COMMODITY | STANDARD | TYPE | SIZE | CLASS | FACE | SCH | MATERIAL | REMARK | HEAT NO | QTY | UNIT NET WEIGHT(KG) | TOTAL NET WEIGHT(KG) | TYPE OF PALLET | PALLET NO | PSA CODE |
|-----|---------|-----------|----------|------|----------|---------|------|---------|-----------|--------|---------|-----|---------------------|----------------------|----------------|-----------|----------|
| 1 | 1 | FLANGE | B16.5 | WN | 1/2 in | 300 LBS | RF | SCH: 80 | A350 LF2 | CL.1 | HB102 | 6 | 0.79 | 4.7 | | | DBKNUD |
| 2 | 2 | FLANGE | B16.5 | WN | 3/4 in | 300 LBS | RF | SCH: 80 | A350 LF2 | CL.1 | HB102 | 8 | 1.30 | 10.4 | | | BTTFN3 |
| 3 | 3 | FLANGE | B16.5 | WN | 6 in | 300 LBS | RF | SCH: 80 | A350 LF2 | CL.1 | HB102 | 6 | 21.52 | 129.1 | | | KOOXEI |
| 4 | 4 | FLANGE | B16.5 | WN | 2 in | 300 LBS | RF | SCH: 80 | A350 LF2 | CL.1 | HB102 | 72 | 3.65 | 262.8 | | | AREDK9 |
| 5 | 5 | FLANGE | B16.5 | WN | 1 1/2 in | 300 LBS | RF | SCH: 80 | A350 LF2 | CL.1 | HB102 | 10 | 3.06 | 30.6 | | | UN2211 |
| 6 | 6 | FLANGE | B16.5 | WN | 3 in | 300 LBS | RF | SCH: 80 | A350 LF2 | CL.1 | HB102 | 6 | 7.46 | 44.8 | | | E8Y27G |
| 7 | 7 | FLANGE | B16.5 | WN | 2 in | 300 LBS | RF | SCH: 80 | A105 | - | HB102 | 2 | 3.65 | 7.3 | | | Q3NF3J |
| 8 | 8 | FLANGE | B16.5 | WN | 3 in | 300 LBS | RF | SCH: 80 | A105 | - | HB102 | 2 | 7.46 | 14.9 | | | EFQCUI |
| 9 | 9 | FLANGE | B16.5 | WN | 4 in | 300 LBS | RF | SCH: 80 | A350 LF2 | CL.1 | HB102 | 10 | 12.18 | 121.8 | | | SJ7CZE |
| 10 | 10 | FLANGE | B16.5 | WN | 1 in | 300 LBS | RF | SCH: 80 | A350 LF2 | CL.1 | HB102 | 24 | 1.72 | 41.3 | | | 81ZUOY |
| 11 | 11 | FLANGE | B16.5 | SW | 3/4 in | 300 LBS | RF | SCH: 80 | A350 LF2 | CL.1 | HB102 | 6 | 1.40 | 8.4 | | | 0JTP1J |
| 12 | 12 | FLANGE | B16.5 | SW | 1 1/2 in | 300 LBS | RF | SCH: 80 | A350 LF2 | CL.1 | HB102 | 26 | 2.70 | 70.2 | | | NELI3I |
| 13 | 13 | FLANGE | B16.5 | SW | 1 in | 300 LBS | RF | SCH: 80 | A350 LF2 | CL.1 | HB102 | 8 | 1.50 | 12.0 | | | M50X9R |
| 14 | 14 | FLANGE | B16.5 | SW | 1/2 in | 150 LBS | RF | SCH: 80 | A182 F304 | | HB470 | 2 | 0.80 | 1.6 | | | QVAB6R |
| 15 | 15 | FLANGE | B16.5 | BL | 1/2 in | 300 LBS | RF | - | A350 LF2 | CL.1 | HB102 | 6 | 1.40 | 8.4 | | | 1EXRBT |
| 16 | 16 | FLANGE | B16.5 | BL | 3/4 in | 300 LBS | RF | - | A350 LF2 | CL.1 | HB102 | 2 | 1.40 | 2.8 | | | 7VEP4L |
| 17 | 17 | FLANGE | B16.5 | BL | 3/4 in | 300 LBS | RF | - | A350 LF2 | CL.1 | HB102 | 10 | 1.40 | 14.0 | | | 7VEP4L |
| 18 | 18 | FLANGE | B16.5 | BL | 3 in | 300 LBS | RF | - | A350 LF2 | CL.1 | HB102 | 4 | 7.30 | 29.2 | | | CQYNOQ |
| 19 | 19 | FLANGE | B16.5 | BL | 1 in | 300 LBS | RF | - | A350 LF2 | CL.1 | HB102 | 12 | 1.40 | 16.8 | | | 08RZQG |
| 20 | 20 | FLANGE | B16.5 | BL | 2 in | 300 LBS | RF | - | A350 LF2 | CL.2 | HB102 | 10 | 3.70 | 37.0 | | | Q7PKSR |
| 21 | 21 | FLANGE | B16.5 | BL | 2 in | 300 LBS | RF | - | A182 F304 | THD | HB470 | 2 | 3.70 | 7.4 | | | 3JQNCW |
| 22 | 22 | FLANGE | B16.5 | BL | 1/2 in | 300 LBS | RF | - | A182 F304 | THD | HB470 | 4 | 1.40 | 5.6 | | | URBQS8 |
| 23 | 23 | FLANGE | B16.5 | BL | 1/2 in | 150 LBS | RF | - | A182 F304 | - | HB470 | 2 | 0.90 | 1.8 | | | 4OW7P5 |
| 24 | 24 | FLANGE | B16.5 | BL | 3/4 in | 300 LBS | RF | - | A182 F304 | THD | HB470 | 2 | 1.40 | 2.8 | | | 2Y9MBN |
| SUM | | | | | | | | | | | | 242 | TOTAL | 885.7 | | | |

| | | | | | | | | | | | | | | | | | |
|---|--|--|--|--|--|--|--|--|--|--|--|--|--|--|--|--|--|
| PETRO SANATE ADEL | | | | | | | Contractor / MC | | | | | TPA | | | | | |
|  | | | | | | |  | | | | |  Witnessed <input checked="" type="checkbox"/> Reviewed <input type="checkbox"/>  | | | | | |